



# **MEF Specification**

## **MEF 58**

### **Legato - EVC Services YANG Service Configuration & Activation**

**November 13, 2017**

## Disclaimer

The information in this publication is freely available for reproduction and use by any recipient and is believed to be accurate as of its publication date. Such information is subject to change without notice and MEF Forum (MEF) is not responsible for any errors. MEF does not assume responsibility to update or correct any information in this publication. No representation or warranty, expressed or implied, is made by MEF concerning the completeness, accuracy, or applicability of any information contained herein and no liability of any kind shall be assumed by MEF as a result of reliance upon such information.

The information contained herein is intended to be used without modification by the recipient or user of this document. MEF is not responsible or liable for any modifications to this document made by any other party.

The receipt or any use of this document or its contents does not in any way create, by implication or otherwise:

- a) any express or implied license or right to or under any patent, copyright, trademark or trade secret rights held or claimed by any MEF member which are or may be associated with the ideas, techniques, concepts or expressions contained herein; nor
- b) any warranty or representation that any MEF members will announce any product(s) and/or service(s) related thereto, or if such announcements are made, that such announced product(s) and/or service(s) embody any or all of the ideas, technologies, or concepts contained herein; nor
- c) any form of relationship between any MEF members and the recipient or user of this document.

Implementation or use of specific MEF standards or recommendations and MEF specifications will be voluntary, and no member shall be obliged to implement them by virtue of participation in MEF Forum. MEF is a non-profit international organization to enable the development and worldwide adoption of agile, assured and orchestrated network services. MEF does not, expressly or otherwise, endorse or promote any specific products or services.

© MEF Forum 2017. All Rights Reserved.

## Table of Contents

<b>1</b>	<b>List of Contributing Members .....</b>	<b>1</b>
<b>2</b>	<b>Abstract.....</b>	<b>1</b>
<b>3</b>	<b>Terminology and Acronyms.....</b>	<b>2</b>
<b>4</b>	<b>Compliance Levels .....</b>	<b>2</b>
<b>5</b>	<b>Scope.....</b>	<b>2</b>
<b>6</b>	<b>Introduction.....</b>	<b>3</b>
6.1	Structure of YANG Modules.....	4
6.2	Namespace.....	4
<b>7</b>	<b>EVC Services YANG Overview .....</b>	<b>5</b>
7.1	mef-global.....	5
7.2	mef-legato-services.....	5
7.3	mef-legato-interfaces .....	7
7.4	mef-types .....	7
<b>8</b>	<b>References .....</b>	<b>8</b>
<b>Appendix A Mapping – Service Attribute to YANG .....</b>		<b>9</b>
A.1	UNI Service Attributes .....	10
A.2	EVC per UNI Service Attributes .....	12
A.3	EVC Service Attributes .....	14
<b>Appendix B Service Topology .....</b>		<b>15</b>
B.1	Example MEF 6.2 Service Topologies.....	16
<b>Appendix C Example Legato Interface Encoding.....</b>		<b>17</b>
C.1	Swagger JSON Schema for YANG Modules.....	17
C.1.1	High Level Swagger JSON Schema for mef-global .....	17
C.1.2	High Level Swagger JSON Schema for mef-legato-services.....	18
C.1.3	High Level Swagger JSON Schema for mef-legato-interfaces .....	19
C.2	XML Data for Example EPL Service.....	20
C.2.1	Example XML Data .....	20
C.2.2	Example XML Data: cos-profile – PCP.....	25

## List of Figures

Figure 1: SOF as Server for MEF Services YANG .....	3
Figure 2: Relationship between YANG Modules .....	4
Figure 3: High Level Tree for Global .....	5
Figure 4: High Level Tree for Services .....	6
Figure 5: High Level Tree for Interfaces .....	7
Figure 6: Example GET Operation to retrieve by evc-id.....	16
Figure 7: Swagger JSON Schema for mef-global.....	17
Figure 8: Swagger JSON Schema for mef-legato-services.....	18

---

Figure 9: Swagger JSON Schema for mef-legato-interfaces .....	19
---	----

## List of Tables

Table 1: Terminology and Acronyms .....	2
Table 2: Mapping for UNI Service Attributes .....	11
Table 3: Mapping for EVC per UNI Service Attributes .....	13
Table 4: Mapping to EVC Service Attributes .....	14
Table 5: Configuration of Global Profiles .....	20

## 1 List of Contributing Members

The following members of the MEF participated in the development of this document and have requested to be included in this list.

Albis Technologies	Cisco Systems
Ceragon Networks	PLDT Corp. Business Solutions
Ciena Corporation	Verizon

## 2 Abstract

This document specifies the YANG modules for MEF 6.2 EVC based Services [1] and MEF 10.3 Ethernet Services Attributes [2]. These modules are for use in Service Orchestration Function (SOF) and to communicate the configuration state for Service attributes and values with other entities, such as Business Applications or Partners or Customers, specified in MEF 55 Lifecycle Service Orchestration Reference Architecture [3]. One use of these modules is for the use cases at Legato reference point for Service Configuration and Activation (SCA) specified in MEF 56 SCA (Legato) Interface Profile specification [5]. The elements of the YANG modules are aligned with the objects identified in MEF 7.3 Carrier Ethernet Service Information Model [4] and in [5].

This document normatively includes the following EVC Services YANG Modules in the distribution (Legato-YANG-Machinefiles.zip):

1. mef-global@2017-07-27.yang
2. mef-legato-service@2017-07-27.yang
3. mef-legato-interfaces@2017-07-27.yang
4. mef-types@2017-07-27.yang

In addition, the distribution (Legato-YANG-Machinefiles.zip) includes the following informative content:

- a) YANG tree (@2017-07-27) for each of the YANG Modules
- b) JSON (@2017-07-27) request/response format, for each of the YANG Modules, generated using PYANG tool (<https://pypi.python.org/pypi/pyang>) with Swagger plugin ([https://github.com/ict-strauss/COP/tree/master/pyang\\_plugins](https://github.com/ict-strauss/COP/tree/master/pyang_plugins)) to use in a REST/http (<http://swagger.io/>) API, and,
- c) Example XML configuration file with Netconf for an example EPL service described in Appendix A of MEF 6.2 [1].

### 3 Terminology and Acronyms

This section defines the terms used in this document. In many cases, the normative definitions to the terms from MEF Specifications 10.3 [2], 6.2 [1] and 55 [3] are included by reference.

Term	Definition	Source
<b>NETCONF</b>	Network Configuration Protocol	IETF RFC 6241 [8]
<b>RESTCONF</b>	REST (HTTP) based Protocol	IETF RFC 8040 [9]
<b>RPC</b>	Remote Procedure Call	IETF RFC 6241 [8]
<b>YANG</b>	A Data Modeling Language (YANG 1.1)	IETF RFC 7950 [7]

**Table 1: Terminology and Acronyms**

### 4 Compliance Levels

The key words "**MUST**", "**MUST NOT**", "**REQUIRED**", "**SHALL**", "**SHALL NOT**", "**SHOULD**", "**SHOULD NOT**", "**RECOMMENDED**", "**MAY**", and "**OPTIONAL**" in this document are to be interpreted as described in RFC 2119 [1]. All key words must be in upper case, bold text.

Items that are **REQUIRED** (contain the words **MUST** or **MUST NOT**) are labeled as [**Rx**] for required. Items that are **RECOMMENDED** (contain the words **SHOULD** or **SHOULD NOT**) are labeled as [**Dx**] for desirable. Items that are **OPTIONAL** (contain the words **MAY** or **OPTIONAL**) are labeled as [**Ox**] for optional.

### 5 Scope

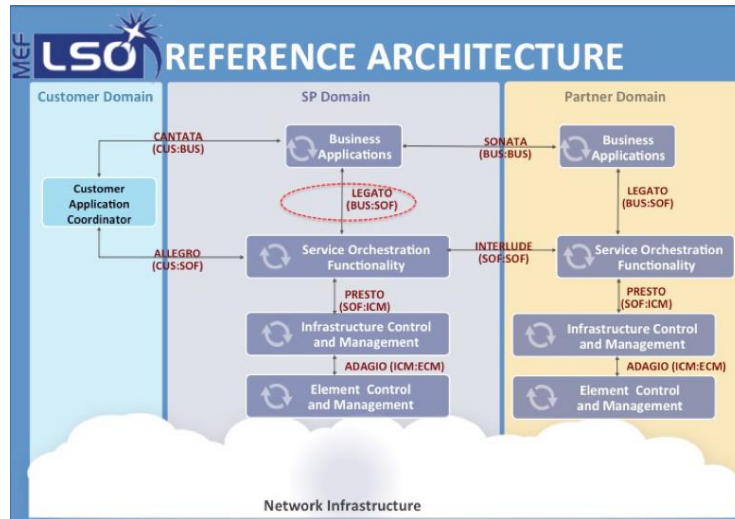
The scope of this document is to specify the YANG modules used in a Service Orchestration Function (SOF) [3] in support of Service Configuration and Activation (SCA) use cases [5] for EVC Services based on MEF 6.2 [1] and Ethernet Service Attributes specified in MEF 10.3 [2]. The elements in the modules align with the objects specified in MEF 7.3 [4] and in MEF 56 [5] as shown in Appendix A.

The modules in this document are for manipulating configuration and reading operational data using interface protocols such as NETCONF with XML encoding [7] or RESTCONF with XML or JSON encoding [9]. When the use case is EVC based Services, Service Configuration management via API requests/responses can occur across the following reference points [3] specified at a Service Provider (SP) SOF:

- Legato (from/to Business Applications) for Service Components in SP Domain
- Allegro (from/to Customer Application Coordinator) for Service Components in SP Domain

- Interlude (from/to Partner Domain's SOF) for Service Components in Partner Domain

In this phase, the focus is on all the elements of YANG modules to support the Legato Interface as shown in Figure 1 below:



**Figure 1: SOF as Server for MEF Services YANG**

A future phase of this document might include operations with custom Remote Procedure Calls (RPCs), and event notifications such as for change of configured state.

## 6 Introduction

MEF 6.2 EVC based Service [1] is an agreement between Subscriber (or Customer) and Service Provider (SP) described using MEF 10.3 Service Attributes [2]. The Service attributes specify the behavior as observed and understood by the Subscriber, ie., Intent [12]. The attributes and values are for: EVCs, EVC EndPoints at UNIs and UNIs. While MEF 10.3 provides a range of values for most attributes allowing for a wide variety of Services that can be defined by a SP, MEF 6.2 has specified specific service types such as E-Line, E-LAN and E-TREE with port and vlan based options, by restricting the allowed values for certain attributes in each case.

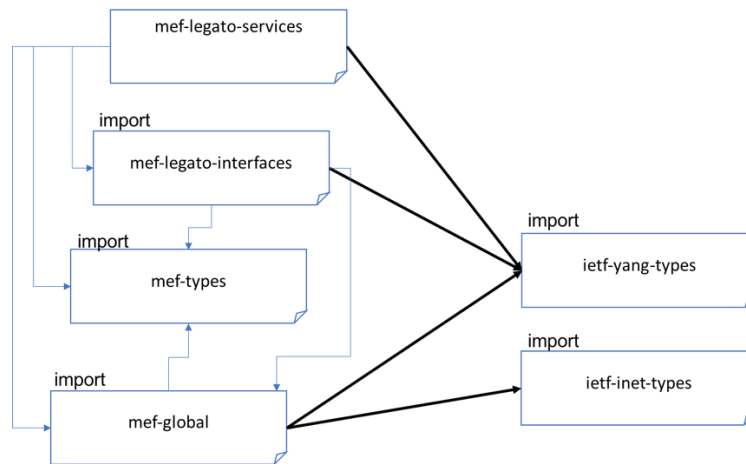
MEF 55 [3] has specified a reference architecture (shown above in Figure 1) with a SP's SOF used for orchestrating/automating the lifecycle of end-to-end service, e.g., MEF 6.2 EP-LAN. Table 5 in [3] provides a high level set of interactions across interface reference points and some such as for Legato are relevant for SOF. For example, based on a Customer order, the Business Application can request instantiation of a MEF 6.2 Service across Legato reference point. The SOF can describe to its clients, e.g., Business Application, the MEF Services and capabilities it is able to instantiate. The YANG modules specified in this document are used to facilitate such interactions across the reference points for configuration and activation.

The SOF, as server, can use the modules as input to determine the responses to RPCs across Legato reference point. Additionally, the modules are used to determine the content of requests sent

across Presto reference point(s) to one or more Infrastructure Control and Management (ICM) domain controllers. How a SOF determines the content of request(s) sent across Presto is out of scope of this document.

## 6.1 Structure of YANG Modules

The structure consists of four cooperative but independent YANG Modules within their own namespaces. These modules depend on only two supporting YANG Modules for the importing of standard types from IETF RFC 6991 [10]: ietf-inet-types and ietf-yang-types. Figure 2 illustrates the relationship, i.e., import, among the “mef” modules specified in this document and Common YANG Data Types from IETF [10].



**Figure 2: Relationship between YANG Modules**

One of the fundamental technical goals undertaken was to implement all the MEF 6.2 and MEF 10.3 required data element type restrictions AND inter-data element data constraints within the YANG Modules themselves as a demonstration of how YANG can be used to reduce the amount of custom developed configuration data validation source code required to implement these specifications. This was done with use of “must” statements in the YANG module to allow for stricter checking of conditions and requirements. These checks are expected to be performed by the SOF and, in some cases, can also be done by the Business Applications entity before sending the request.

## 6.2 Namespace

The modules use Namespace Identifier (NID) as “mef” [11] and NSS-Root = yang [6] resulting in a yang-nss as urn:mef:yang:<module-name> for modules specified in this document. The <module-name> includes the metadata, i.e., legato, to indicate use of the module is at the Legato reference point in SOF entity shown in Figure 1.




## 7 EVC Services YANG Overview

The tree diagrams for the YANG Modules included in this document follows the conventions described in IETF draft-bjorklund-netmod-yang-tree-diagrams-01 [13].

### 7.1 mef-global

This module defines global configuration settings for shared profiles and related lists that may be referenced by more than one MEF Service. This module is a container for all global MEF Profiles, including Bandwidth Profiles, CoS Profiles, L2CP Profiles, SLS / Performance Objective Profiles, etc. These are expected to be slowly changing as they reflect the Products offered by the Service Providers to their Subscribers. Figure 3 shows a high level tree for the global module. See also Appendix C.1.1 for a high level JSON Schema of this module.



**Figure 3: High Level Tree for Global**

This module provides a common place to find "pick-lists" of reusable configuration elements. For example, multiple services can make use of the same Bandwidth Profiles as the global list includes the list of product bandwidth offerings currently available to all Subscribers for a specific Service Provider. The basic Lists specified within the module represent the configurable lists of the CENs, Subscribers, and Service Level Specifications being supported/managed. Service Level Specifications are made up of a list of the Performance Objectives that have been agreed to between the Service Provider and the Subscriber(s). The module's Profile Container includes the fundamental list of CoS and ECC Names that are to be used throughout the CENs.

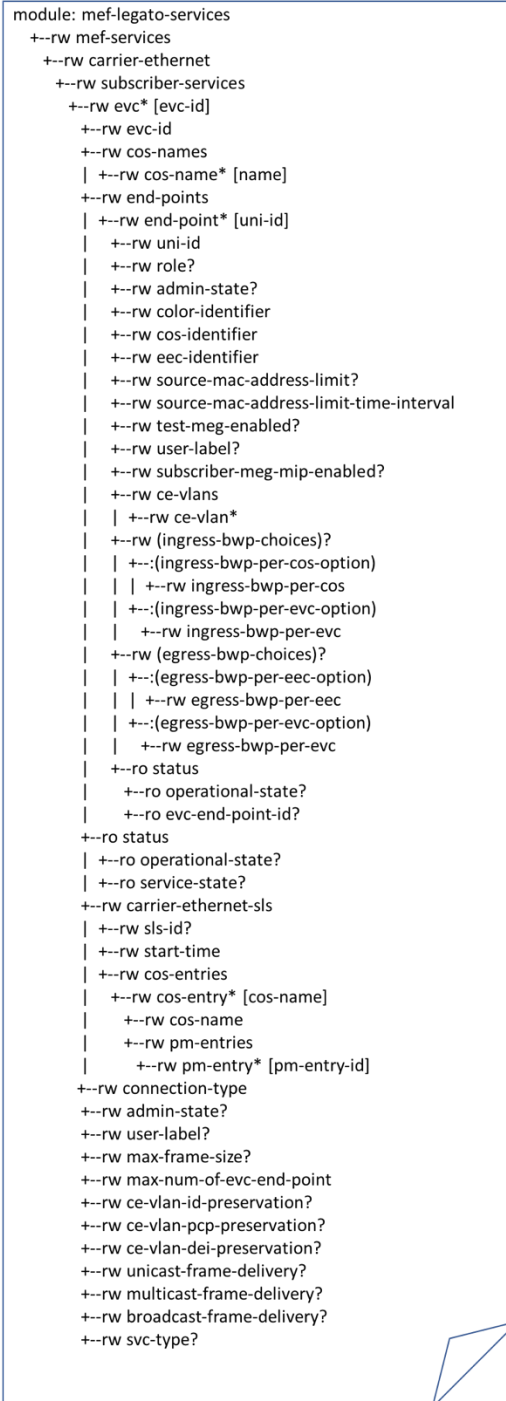
As shown in Figure 2, this module imports other MEF and IETF modules.

### 7.2 mef-legato-services

This module implements the Carrier Ethernet Services as defined in MEF 10.3 [2] and MEF 6.2 [1]. It is a top-level module as opposed to augmenting a vendor-specific mount point in order to keep the Service Models more generic.

This module implements a list of MEF Services indexed by a Service ID (evc-id). It should be noted that given the requirement that there is only one EVC per MEF Service, the EVC ID is a

key to identify a specific EVC in the EVC container. The module also includes the SLS for the EVC. Figure 4 shows the high level tree for this module. The evc list is with key evc-id and the end-point list is with key uni-id. See also Appendix C.1.2 for a high level JSON Schema of this module.



**Figure 4: High Level Tree for Services**

As shown in Figure 2, this module imports other MEF and IETF modules.

### 7.3 mef-legato-interfaces

This module implements the UNI functionality specified in MEF 10.3 [2] and MEF 6.2 [1] and includes the global UNI list (keyed by the string UNI-ID). Figure 5 shows a high level tree for the global module. See also Appendix C.1.3 for a high level JSON Schema of this module.

```

module: mef-legato-interfaces
  +-rw mef-interfaces
    +-rw carrier-ethernet
      +-rw subscriber-interfaces
        +-rw uni* [uni-id]
          +-rw physical-layers
            | +-rw links
            | | +-rw link* [interface]
            | | +-rw interface
            | | +-rw ieee8023-phy
            | | +-rw sync-mode?
          +-rw ingress-envelopes
            | +-rw envelope* [id]
          +-rw egress-envelopes
            | +-rw envelope* [id]
          +-rw ingress-bwp-per-uni
          +-rw egress-bw-profile-per-uni
          +-ro status
            | +-ro operational-state?
          +-rw uni-id
          +-rw admin-state?
          +-rw link-aggregation?
          +-rw max-frame-size
          +-rw service-multiplexing-enabled?
          +-rw bundling-enabled?
          +-rw all-to-one-bundling-enabled?
          +-rw default-ce-vlan-id?
          +-rw max-num-of-evcs?
          +-rw token-share-enabled?
          +-rw link-oam-enabled?
          +-rw uni-meg-enabled?
          +-rw elmi-enabled?
          +-rw l2cp-address-set?
          +-rw l2cp-peering?
          +-rw port-convid-to-agglink-map
          +-rw default-links
            | +-rw default-link*
          +-rw portconv-map-entries
            +-rw portconv-map-entry* [vid]

```

**Figure 5: High Level Tree for Interfaces**

As shown in Figure 2, this module imports other MEF and IETF modules.

### 7.4 mef-types

This module defines the YANG Type Definitions used by MEF Services YANG modules and contains only data type definitions. All MEF specific YANG Types are included in this file for the following reasons:

- The existence of a single source file to check for previously defined domain-specific types facilitates reuse of these types thus reducing the likelihood that redundant and potentially conflicting types will be defined within different MEF modules.
- The common maintenance task of extending or slightly modifying a common type can be done without a new revision of the more complex data modules. For example, adding a new entry to an enumeration type or adding a tighter string pattern restriction becomes a trivial upgrade operation.
- Improves the consistency of the NETCONF or RESTCONF configuration and status interfaces by promoting common naming conventions

## 8 References

- [1] MEF Forum 6.2, *EVC Ethernet Services Definitions Phase 3*, August 2014.
- [2] MEF Forum 10.3, *Ethernet Services Attributes Phase 3*, October 2013.
- [3] MEF Forum 55, *Lifecycle Service Orchestration Reference Architecture*, March 2016.
- [4] MEF Forum 7.3, *Carrier Ethernet Service Information Model*, February 2017.
- [5] MEF Forum 56, *Service Configuration and Activation – (Legato) Interface Profile*, May 2017.
- [6] MEF Assigned Names and Numbers (MANN),  
<https://wiki.mef.net/display/MANN/MEF+Assigned+Names+and+Numbers>
- [7] IETF RFC 7950, *The YANG 1.1 Data Modeling Language*, August 2016
- [8] IETF RFC 6241, *Network Configuration Protocol (NETCONF)*. June 2011
- [9] IETF RFC 8040, *RESTCONF Protocol*, January 2017
- [10] IETF RFC 6991, *Common YANG Data Types*, July 2013
- [11] IETF RFC 7818, *URN Namespace for MEF Documents*, March 2016.
- [12] ONF TR-523, *Intent NBI – Definition and Principles*, October 2016.
- [13] IETF draft, <https://tools.ietf.org/html/draft-ietf-netmod-yang-tree-diagrams-01>

## Appendix A Mapping – Service Attribute to YANG

This appendix provides a mapping of YANG names to the MEF 7.3 [4] UML Objects as well as to the Service Attributes from MEF 10.3 [2] or MEF 6.2 [1] for EVC Services. The UML objects from MEF 56 [5] are not shown since the only difference is the addition of a prefix (“sca”).

The specific path for container or leaf can be obtained from the YANG files.

## A.1 UNI Service Attributes

MEF 10.3 or MEF 6.2 UNI Service Attribute	MEF 7.3 UML Object Name	YANG schema path in mef- legato-interfaces, under:  /mef-interfaces /carrier-ethernet /subscriber-interfaces /uni
UNI ID	serviceProviderUnild	uni-id
Physical Layer	physicalLayerList	/physical-layers /links /link /ieee8023-phy
Synchronous Mode	syncModeList	/physical-layers /links /link /sync-mode
Number of Links	numberOfLinks	(size of link list)
UNI Resiliency	linkAggregation	link-aggregation
	portConvslidToAggLinkMapList	port-convid-to-agglink-map
Service Frame Format	frameFormat	(Not needed since one type)
UNI Maximum Service Frame Size	maxFrameSize	max-frame-size
Service Multiplexing	serviceMultiplexingEnabled	service-multiplexing-enabled
CE-VLAN ID for Un- tagged and Priority Tagged Service Frames	defaultCeVlanId	default-ce-vlan-id
CE-VLAN ID/EVC Map	See Table 3	See Table 3 since object in mef- legato-services module under: /carrier-ethernet /subscriber-services /evc /end-points /end-point
Maximum number of EVCs	maxNumOfEvcs	max-num-of-evcs
Bundling	bundlingEnabled	bundling-enabled
All to One Bundling	allToOneBundlingEnabled	all-to-one-bundling-enabled
Token Share	tokenShareEnabled	token-share-enabled
Envelopes	_envelopeList	ingress-envelopes/envelope egress-envelopes/envelope

Ingress Bandwidth Profile Per UNI	_bwpFlowIngressSpUni	ingress-bwp-profile-per-uni
Egress Bandwidth Profile Per UNI	_bwpFlowEgressSpUni	egress-bwp-profile-per-uni
Link OAM	linkOamEnabled	link-oam-enabled
UNI MEG	uniMegEnabled	uni-meg-enabled
E-LMI	elmiEnabled	elmi-enabled
UNI L2CP Address Set	l2cpAddressSet	l2cp-address-set
UNI L2CP Peering	l2cpPeeringList	l2cp-peering

**Table 2: Mapping for UNI Service Attributes**

Additional objects such status (Admin, operation) have not been included in Table 2 since focus is on those attributes in MEF 10.3/6.2 specifications.

## A.2 EVC per UNI Service Attributes

MEF 10.3 or MEF 6.2 EVC per UNI Service Attribute	MEF 7.3 UML Object Name	YANG schema path in mef-legato-services, under:
		/mef-services /carrier-ethernet /subscriber-services /evc /end-points /end-point
UNI EVC ID	evcEndPointId	/status /evc-end-point-id
	evcEndPointRole	role
Class of Service Identifier for Data Service Frame	_cosIdentifierList	cos-identifier
Class of Service Identifier for L2CP Service Frame	(see cosIdentifierList)	(see cos-identifier)
Class of Service Identifier for SOAM Service Frame	(see cosIdentifierList)	(see cos-identifier)
Color Identifier for Service Frame	_colorIdentifier	color-identifier
Egress Equivalence Class Identifier for Data Service Frames	_eecIdentifierList	eec-identifier
Egress Equivalence Class Identifier for L2CP Service Frames	(see eecIdentifierList)	(see eec-identifier)
Egress Equivalence Class Identifier for SOAM Service Frames	(see eecIdentifierList)	(see eec-identifier)
Ingress Bandwidth Profile per EVC	_ingressBwpFlowPerSep	/ingress-bwp-choices /ingress-bwp-per-evc-option /ingress-bwp-pe-evc
Egress Bandwidth Profile per EVC	_egressBwpFlowPerSep	/egress-bwp-choices /egress-bwp-per-evc-option /egress-bwp-per-evc
Ingress Bandwidth Profile per Class of Service Identifier	(see BwpFlow)	/ingress-bwp-choices /ingress-bwp-per-cos-option /ingress-bwp-per-cos /bwp-flow-per-cos
Egress Bandwidth Profile per Egress Equivalence Class	(see BwpFlow)	/egress-bwp-choices /egress-bwp-per-cos-option /egress-bwp-per-cos /bwp-flow-per-cos



Source MAC Address Limit	sourceMacAddressLimit	source-mac-address-limit
Test MEG	testMegEnabled	test-meg-enabled
Subscriber MEG MIP	subscriberMegMipEnabled	subscriber-meg-mip-enabled
	evcEndPointMap	ce-vlans (since MEF 7.3 modeled this as part of EVC End Point)

**Table 3: Mapping for EVC per UNI Service Attributes**

Additional objects such status (Admin, operation) have not been included in Table 3 since focus is on those attributes in MEF 10.3/6.2 specifications.

### A.3 EVC Service Attributes

MEF 10.3 or MEF 6.2 EVC Service Attribute	MEF 7.3 UML Object Name	YANG schema path in mef-legato-service, under:  /mef-services /carrier-ethernet /subscriber-services /evc
EVC Type	connectionType	connection-type
EVC ID	evcId	evc-id
UNI List	_evcEndPointList	end-points/end-point  (see 'role' in Table 3 for UNI Role)
Maximum Number of UNIs	maxNumOfEvcEndPoints	max-num-of-evc-end-point
Unicast Service Frame Delivery	unicastFrameDelivery	unicast-frame-delivery
Multicast Service Frame Delivery	multicastFrameDelivery	multicast-frame-delivery
Broadcast Service Frame Delivery	broadcastFrameDelivery	broadcast-frame-delivery
CE-VLAN ID Preservation	ceVlanIdPreservation	ce-vlan-id-preservation
CE-VLAN CoS Preservation	ceVlanPcpPreservation ceVlanDeiPreservation	ce-vlan-pcp-preservation ce-vlan-dei-preservation
EVC Performance	_carrierEthernetSls	carrier-ethernet-sls
EVC Maximum Service Frame Size	maxFrameSize	max-frame-size
	cosNameList	cos-names
		svc-type (for MEF 6.2 Services, or, Other)

**Table 4: Mapping to EVC Service Attributes**

Additional objects such status (service, Admin, operation) have not been included in Table 3 since focus is on those attributes in MEF 10.3/6.2 specifications.

## Appendix B Service Topology

While the YANG Modules can be used for Configuration and Activation, it can also be used to retrieve Service Topology at the Legato reference point. The relevant information is available in the EVC Service Attributes - EVC Type and UNI List (with Role) for each EVC ID. The YANG Module `mef-legato-services` (see also Figure 4) has the necessary information to construct graph of Service Topology as follows:

- All EVCs: `evc list`
  - o Specific EVC in `evc list`: key as `evc-id`
- All EVCs at a given UNI: `end-points list`
  - o Specific UNI, i.e., key as `uni-id`
- For a given `evc-id`
  - o `evc end-point` at `uni-id` and leaf role, and,
  - o leaf `connection-type`
  - o leaf `svc-type`, i.e., MEF 6.2 Service or other

The Service topology graph can be for a specific EVC (key as `evc-id`) or for all EVCs in the `evc list` within a SP CEN. The operational use cases `queryAllServices` or `queryService`, as described in MEF 56 [5], can be used to determine the instantiated Service(s) in the CEN. As example, Figure 6 shows a Swagger (editor2) output using `mef-legato-services*.json` file to highlight REST/JSON GET operation (shown with annotations) for retrieving an EVC by `evc-id`. The response could be filtered to identify the Connection Type and Endpoints list for the EVC as well as the role and `uni-id` for each Endpoint.

GET /config/mef-services/carrier-ethernet/subscriber-services/evc/{evcId}/

**Summary**  
Retrieve evc by ID

**Description**  
Retrieve operation of resource: evc

**Parameters**

Name	Located in	Description	Required	Schema
evcId	path	ID of evcId	Yes	⇒ string

**Responses**

Code	Description	Schema
200	Successful operation	<pre> EvcSchema {   status: ▶ { }   ceVlanIdPreservation: ▶ boolean   maxNumOfEvcEndPoint: ▶ string   ceVlanDeiPreservation: ▶ boolean   cosNames: ▶ { }   connectionType: ▶ string   endPoints: ▶ {     This EVC attribute describes the EVC as either Multipoint-To-Multipoint, Point-To-Point, or Rooted-Multipoint.     EVC End Point configuration and status. Note that EVC End Points contain the EVC per UNI attributes from MEF 10.3.     endPoint: ▶ {       List of EVC End Points for the EVC. Each EVC End Point in the EVC is associated with a distinct UNI, and contains the EVC per UNI attributes described in MEF 10.3.       status: ▶ { }       cosIdentifier: ▶ string       egressBwpChoices: ▶ { }       testMegEnabled: ▶ boolean       colorIdentifier: ▶ string       sourceMacAddressLimitTimeInterval: ▶ string       userLabel: ▶ string       adminState: ▶ boolean       role: ▶ string       EVC Per UNI: The UNI Role MUST have the value of either 'root' or 'leaf'. A root role UNI may be connected to multiple other UNI in the EVC while a leaf role UNI may only connect to one other UNI.       eecIdentifier: ▶ string       uniId: ▶ string       ingressBwpChoices: ▶ { }       sourceMacAddressLimit: ▶ string       ceVlans: ▶ { }       subscriberMegMipEnabled: ▶ boolean     }   }   multicastFrameDelivery: ▶ string   unicastFrameDelivery: ▶ string   svcType: ▶ string   The MEF Service Type. This is one of the types of service defined in MEF 6.2, or the value 'other' to indicate that this service does not conform to any of the types defined in MEF 6.2. The six types defined in MEF 6.2 are EPL, EVPL, EP-LAN, EVP-LAN, EP-Tree and EVP-Tree.   evcId: ▶ string   An identifier for the EVC, that is unique across all the EVCs in the Service Provider's CEN   broadcastFrameDelivery: ▶ string   ceVlanPcpPreservation: ▶ boolean   userLabel: ▶ string   adminState: ▶ boolean   carrierEthernetSls: ▶ { }   maxFrameSize: ▶ string } </pre>
400	Internal Error	

Figure 6: Example GET Operation to retrieve by evc-id

## B.1 Example MEF 6.2 Service Topologies

The topology graph with the information from the GET operation is a Service view as observed at the Legato reference point and, does not include the detailed network topology of ports, nodes and links that might be visible to ICM(s). A graphical user interface can use the retrieved information to show the topology for one or more services such as Figures 13, 14, 16 and 17 in MEF 6.2 [1].

## Appendix C Example Legato Interface Encoding

### C.1 Swagger JSON Schema for YANG Modules

JSON request/response format was generated using PYANG tool (<https://pypi.python.org/pypi/pyang>), with Swagger plugin ([https://github.com/ict-strauss/COP/tree/master/pyang\\_plugins](https://github.com/ict-strauss/COP/tree/master/pyang_plugins)), for each of the YANG Modules and have been included in the ZIP distribution. These can be used in REST API (<http://swagger.io/>) calls – PUT, POST, DELETE, GET – to change the state of attributes for the Service. Appendices C.1.2, C.1.1, and, C.1.3 shows the high level schema with description for each object.

#### C.1.1 High Level Swagger JSON Schema for mef-global

```

▼ MefGlobalSchema {
  MEF Global Profiles. This container includes profiles for SLSs, CoS Name, Bandwidth Profile parameter
  Sets, CoS and EEC ID Mappings etc. These can be referred to from individual services to save repeating
  the same information for each service.
  cosNamesProfiles:
    {
      Container for global list of CoS names.
      profile: {
        List of all CoS Names used in any EVC. This list is referred
        to in many other places in the model.
        { }
      }
    }

  l2cpCosMapProfiles:
    {
      Container for L2CP CoS Profiles that map L2CP Protocols to CoS Names.
      profile: {
        Profiles for the Ingress map from L2CP Protocol to CoS names.
        { }
      }
    }

  l2cpPeeringProfiles:
    {
      Container for profiles for Layer 2 Control Protocol (L2CP) Configuration.
      profile: {
        A list of global profiles for Layer 2 Control Processing.
        { }
      }
      id:
        string
    }

  eecProfiles:
    {
      Egress Equivalence Class (EEC) Profiles.
      profile: {
        List of EEC profile
        { }
      }
    }

  bwpFlowParameterProfiles:
    {
      Container for a list of Bandwidth Profile Flow parameter sets.
      profile: {
        Bandwidth Profile parameter set.
        { }
      }
    }

  colorMappingProfiles:
    {
      Color Mapping Profiles, for mapping Service Frames to a Color ID.
      profile: {
        List of Color Mapping Profiles
        { }
      }
    }

  cosProfiles:
    {
      Class of Service (CoS) Profiles.
      profile: {
        List of CoS Profiles.
        { }
      }
    }

  l2cpEecProfiles:
    {
      Container for L2CP EEC Profiles that map L2CP Protocols to EEC Names.
      profile: {
        Profiles for the Ingress map from L2CP Protocol to Egress
        Equivalence Class (EEC) names.
        { }
      }
    }

  slsProfiles:
    {
      Container for a list of SLS Profiles
      profile: {
        List of SLS profiles.
        { }
      }
    }
}

```

Figure 7: Swagger JSON Schema for mef-global

## C.1.2 High Level Swagger JSON Schema for mef-legato-services

```

▼ MefServicesSchema {
  Container for all MEF Services (including configuration and status)
  carrierEthernet: ▼ {
    MEF Services for Carrier Ethernet Configuration and Status
    subscriberServices: ▼ {
      MEF Subscriber ServicesConfiguration and Status
      evc: ▼ {
        List of Ethernet Virtual Connection services (EVCs).
        ▼ {
          status: ▼ {
            This status group is related to the MEF 7.3 Virtual Connection
            serviceState: ▶ string
            operationalState: ▶ boolean
          }
          ceVlanIdPreservation: ▼ boolean
            EVC: Preserve CE-VLAN ID.
          maxNumOfEvcEndPoint: ▼ string
            EVC: The Maximum Number of UNIs this EVC can be configured for. If EVC Type is Multipoint-to-Multipoint or Rooted-Multipoint, the max-num-of-evc-end-point value must be at least 3. This value must be 2 for point-to-point mode.
          ceVlanDeiPreservation: ▼ boolean
            EVC: Enables CE-VLAN DEI preservation for the EVC. When this is enabled, if a C-tagged ingress Service frame results in a C-tagged egress Service frame, the DEI bit in the egress frame has the same value as the DEI bit in the ingress frame.
          cosNames: ▼ {
            COS Names (AKA CoS Labels) for use by this EVC.
            cosName: ▶ []
          }
          connectionType: ▼ string
            This EVC attribute describes the EVC as either Multipoint-To-Multipoint, Point-To-Point, or Rooted-Multipoint.
          endPoints: ▼ {
            EVC End Point configuration and status. Note that EVC End Points contain the EVC per UNI attributes from MEF 10.3.
            endPoint: ▼ {
              List of EVC End Points for the EVC. Each EVC End Point in the EVC is associated with a distinct UNI, and contains the EVC per UNI attributes described in MEF 10.3.
              ▼ {
                status: ▶ { }
                cosIdentifier: ▶ string
                egressBwpChoices: ▶ { }
                testMegEnabled: ▶ boolean
                colorIdentifier: ▶ string
                sourceMacAddressLimitTimeInterval: ▶ string
                userLabel: ▶ string
                adminState: ▶ boolean
                role: ▶ string
                eecIdentifier: ▶ string
                uniId: ▶ string
                ingressBwpChoices: ▶ { }
                sourceMacAddressLimit: ▶ string
                ceVlans: ▶ { }
                subscriberMegMipEnabled: ▶ boolean
              }
            }
          }
          multicastFrameDelivery: ▼ string
            EVC: Multicast Data Service Frame Delivery Mode (unconditional[default], conditional, or discard).
          unicastFrameDelivery: ▼ string
            EVC: Unicast Data Service Frame Delivery Mode (unconditional[default], conditional, or discard).
          svcType: ▼ string
            The MEF Service Type. This is one of the types of service defined in MEF 6.2, or the value 'other' to indicate that this service does not conform to any of the types defined in MEF 6.2. The six types defined in MEF 6.2 are EPL, EVPL, EP-LAN, EVP-LAN, EP-Tree and EVP-Tree.
          evcId: ▼ string
            An identifier for the EVC, that is unique across all the EVCs in the Service Provider's CEN
          broadcastFrameDelivery: ▼ string
            EVC: Broadcast Data Service Frame Delivery Mode (unconditional[default], conditional, or discard).
          ceVlanPcpPreservation: ▼ boolean
            EVC: Enables CE-VLAN PCP (CoS) preservation for the EVC, as described in MEF 10.3 section 8.6.2).
          userLabel: ▼ string
            EVC: User Label.
          adminState: ▼ boolean
            Indicates whether the EVC is administratively locked (if the value is false) or unlocked (if the value is true).
          carrierEthernetSls: ▼ {
            Carrier Ethernet Service Level Specification
            cosEntries: ▶ { }
            startTime: ▶ string
            slsId: ▶ string
          }
          maxFrameSize: ▼ string
            EVC: Maximum Frame Size in bytes.
        }
      }
    }
  }
}

```

Figure 8: Swagger JSON Schema for mef-legato-services

## C.1.3 High Level Swagger JSON Schema for mef-legato-interfaces

▼ MefInterfacesSchema (	
MEF Interfaces	
carrierEthernet: ▼ {	Carrier Ethernet Services within MEF Interfaces.
subscriberInterfaces: ▼ {	Subscriber view of the MEF Interfaces supporting Carrier Ethernet Services.
uni: ▼ {	List of User Network Interfaces (UNI).
status: ▼ {	This group is related to the MEF 7.3 External Network Interface
	operationalState: ► boolean
uniMegEnabled: ▼ boolean	Enables / Disables the Maintenance Entity Group (MEG).
physicalLayers: ▼ {	Physical Layer configuration
links: ▼ {	Container for a list of physical links that are part of the UNI
link: ▼ {	A list of all the physical ports associated with this Link Layer.
	interface: ► string
	syncMode: ► boolean
	ieee8023Phy: ► string
	}
	}
linkOamEnabled: ▼ boolean	Link OAM Enabled/Disabled.
egressEnvelopes: ▼ {	List of Bandwidth Profile Envelopes used on this UNI for Egress Bandwidth Profiles.
	envelope: ► []
ingressBwpPerUni: ▼ {	Ingress Bandwidth Profile per UNI
	options: ► { }
unid: ▼ string	A unique identifier for the UNI.
maxNumOfEvc: ▼ string	The Maximum Number of EVCs that can be supported by this UNI (Default 1).
bundlingEnabled: ▼ boolean	When a UNI has Bundling Enabled, it MUST be able to support more than one CE-VLAN ID mapping to a particular EVC at the UNI. When more than one CE-VLAN-ID is mapped to an EVC at a UNI, the EVC have CE-VLAN ID Preservation enabled
allToOneBundlingEnabled: ▼ boolean	When all-to-one-bundling-enabled = true, all CE-VLAN IDs MUST map to a single EVC at the UNI. This also means that the UNI cannot have service-multiplexing-enabled = true. When all-to-one-bundling-enabled = true, all other UNIs in the EVC associating this UNI must have all-to-one-bundling-enabled = true. If this values is true, the value of default-ce-vlan-id is not applicable.
serviceMultiplexingEnabled: ▼ boolean	Service Multiplexing Enable - Enable if to support multiple EVCs per UNI.
ingressEnvelopes: ▼ {	List of Bandwidth Profile Envelopes used on this UNI for Ingress Bandwidth Profiles.
	envelope: ► []
elmiEnabled: ▼ boolean	Ethernet Local Management Interface(ELMI) Enabled / Disabled.
l2cpPeering: ▼ string	L2CP Peering Profile for this UNI. This profile may contain groups of L2CP Destination MAC Addresses and protocols to be peered at the UNI (as opposed to being passed or discarded).
egressBwProfilePerUni: ▼ {	Egress Bandwidth Profile per UNI
	options: ► { }
defaultCevlanId: ▼ string	The default ce-vlan-id is not applicable if All in One Bundling is enabled.
tokensShareEnabled: ▼ boolean	Token Share Enabled/Disabled is used to indicate whether a given UNI is capable of sharing tokens across Bandwidth Profile Flows in an envelope.
maxFrameSize: ▼ string	This attribute describes the maximum service frame size for the UNI.
l2cpAddressSet: ▼ string	The L2CP Address Set Service Attribute specifies the subset of the Bridge Reserved Addresses that are filtered (i.e. L2CP Frames with this destination address are Peered or Discarded but not Passed) at a L2CP Decision Point.
adminState: ▼ boolean	Indicates whether the UNI is administratively locked (if the value is false) or unlocked (if the value is true).
portConvIdToAggLinkMap: ▼ {	Port Conversation ID to Aggregation Link Map. This contains a list of mappings from VLAN IDs to physical links.
	defaultLinks: ► { }
	portConvMapEntries: ► { }
	}
linkAggregation: ▼ integer (interface-resiliency-type)	UNI Resiliency.
	}
	}
	}

Figure 9: Swagger JSON Schema for mef-legato-interfaces

## C.2 XML Data for Example EPL Service

This appendix describes the use of YANG Modules specified in this document in the context of an Example EVC based MEF Service described in Appendix A of MEF 6.2 [1]. The distribution (zip) includes the XML file for this example

### C.2.1 Example XML Data

One simple example, compared to others in Appendix A of MEF 6.2 [1], is for a Transport-oriented Ethernet Private Line with limited capabilities, e.g., no Ingress Bandwidth Profile, minimal interaction with client's data frames, etc.. The values for various attributes are as in Table 26-28 of MEF 6.2 [1]. Additionally, the CoS Names and SLS profile are in Table 25 of MEF 6.2 [1].

First, the relevant profiles from those shown for meg-legato-global in Figure 3 were completed for the example A.1 of MEF 6.2. Table 5 shows the source for values used in the profiles.

Profile	Relevant values for example A.1 of MEF 6.2	Source for Values
sls	pm-entries: <fd, ifdv, flr, A> for CoS Name = Krypton	Table 25 of MEF 6.2 (EVC Performance Attributes and Parameters per CoS Offering)
cos-names	Krypton	
cos	single CoS Name based on EVC ID = EPL1	Table 28 (EVC Attributes) of MEF 6.2
l2cp-cos-map	Same as Data Service Frames, i.e., Krypton with List of protocols = {all}	Table 5 and Table 27 (EVC per UNI Attributes) of MEF 6.2
eec	Krypton	Not included in Table 27 of MEF 6.2 since no Egress Bandwidth Profile
l2cp-eec	Same as Data Service Frames, i.e., Krypton with List of protocols = {all}	Not included in Table 27 of MEF 6.2 since no Egress Bandwidth Profile
color-mapping	color-id=evc evc-color-name=green	Not included in Table 27 of MEF 6.2
bwp-flow-parameter l2cp-peering		Not Applicable for example A.1 of MEF 6.2

**Table 5: Configuration of Global Profiles**

Second, the configuration of attributes for UNIs, Endpoints, and EVC were completed as per the example. The XML output for the RPC to edit configuration is as shown in file <MEF6.2-A1-example.xml> included in the distribution (zip).

```
<?xml version="1.0" encoding="UTF-8"?>
<rpc xmlns="urn:ietf:params:xml:ns:netconf:base:1.0" message-id="4">
  <edit-config xmlns:nc="urn:ietf:params:xml:ns:netconf:base:1.0">
    <target>
      <candidate />
    </target>
  </edit-config>
</rpc>
```



```
</target>
<test-option>test-then-set</test-option>
<error-option>rollback-on-error</error-option>
<config>
  <mef-global xmlns="urn:mef:yang:mef-global">
    <sls-profiles>
      <profile>
        <id>SLS-EPL1</id>
        <time-interval>25920000</time-interval>
        <pm-cos-name-entries>
          <pm-cos-name-entry>
            <cos-name>krypton</cos-name>
            <delta-t>1</delta-t>
            <threshold-c>50</threshold-c>
            <consecutive-interval-n>10</consecutive-interval-n>
            <pm-entries>
              <pm-entry>
                <id>fd</id>
                <one-way-frame-delay-pm>
                  <percentile>99.9</percentile>
                  <objective>10</objective>
                </one-way-frame-delay-pm>
              </pm-entry>
              <pm-entry>
                <id>ifdv</id>
                <one-way-inter-frame-delay-variation-pm>
                  <percentile>99.9</percentile>
                  <frame-pair-separation>1</frame-pair-separation>
                  <objective>1</objective>
                </one-way-inter-frame-delay-variation-pm>
              </pm-entry>
              <pm-entry>
                <id>flr</id>
                <one-way-frame-loss-ratio>
                  <objective>0.01</objective>
                </one-way-frame-loss-ratio>
              </pm-entry>
              <pm-entry>
                <id>availability</id>
                <one-way-availability-pm>
                  <objective>99.999</objective>
                </one-way-availability-pm>
              </pm-entry>
            </pm-entries>
          </pm-cos-name-entry>
          <pm-cos-name-entry>
            <cos-name>argon</cos-name>
            <delta-t>1</delta-t>
            <threshold-c>75</threshold-c>
            <consecutive-interval-n>10</consecutive-interval-n>
            <pm-entries>
              <pm-entry>
                <id>fd</id>
                <one-way-frame-delay-pm>
                  <percentile>99</percentile>
                  <objective>20</objective>
                </one-way-frame-delay-pm>
              </pm-entry>
              <pm-entry>
                <id>flr</id>
                <one-way-frame-loss-ratio>
                  <objective>0.2</objective>
                </one-way-frame-loss-ratio>
              </pm-entry>
              <pm-entry>
                <id>availability</id>
```

```

    <one-way-availability-pm>
      <objective>99.9</objective>
    </one-way-availability-pm>
  </pm-entry>
</pm-entries>
</pm-cos-name-entry>
<pm-cos-name-entry>
  <cos-name>neon</cos-name>
  <delta-t>1</delta-t>
  <threshold-c>100</threshold-c>
  <consecutive-interval-n>10</consecutive-interval-n>
  <pm-entries>
    <pm-entry>
      <id>fd</id>
      <one-way-frame-delay-pm>
        <percentile>95</percentile>
        <objective>30</objective>
      </one-way-frame-delay-pm>
    </pm-entry>
    <pm-entry>
      <id>flr</id>
      <one-way-frame-loss-ratio>
        <objective>0.3</objective>
      </one-way-frame-loss-ratio>
    </pm-entry>
    <pm-entry>
      <id>availability</id>
      <one-way-availability-pm>
        <objective>99</objective>
      </one-way-availability-pm>
    </pm-entry>
  </pm-entries>
</pm-cos-name-entry>
</pm-cos-name-entries>
</profile>
</sls-profiles>
<cos-names-profiles>
  <cos-name>
    <name>krypton</name>
    <name>argon</name>
    <name>neon</name>
  </cos-name>
</cos-names-profiles>
<l2cp-cos-map-profiles>
  <profile>
    <id>L2CPcosmap</id>
    <map-entries>
      <any-or-map-entries>
        <any>
          <all></all>
        </any>
      </any-or-map-entries>
    </map-entries>
  </profile>
</l2cp-cos-map-profiles>
<cos-profiles>
  <profile>
    <id>L2CPCoS</id>
    <l2cp-cos-id>L2CPcosmap</l2cp-cos-id>
    <cos-id>
      <evc>
        <cos-evc>
          <evc-cos-name>krypton</evc-cos-name>
        </cos-evc>
      </evc>
    </cos-id>
  </profile>

```

```

</profile>
<profile>
  <id>EPL1CoS</id>
  <cos-id>
    <evc>
      <evc-cos-name>krypton</evc-cos-name>
    </evc>
  </cos-id>
</profile>
</cos-profiles>
<l2cp-eec-profiles>
  <profile>
    <id>L2CPeemap</id>
    <map-entries>
      <any-or-map-entries>
        <any>
          <all></all>
        </any>
      </any-or-map-entries>
    </map-entries>
  </l2cp-eec-profiles>
<eec-profiles>
  <profile>
    <id>L2CPEEC</id>
    <l2cp-eec-id>L2CPeemap</l2cp-eec-id>
    <eec-id>
      <pcp>
        <eec-pcp>
          <default-pcp-eec-name>krypton</ default-pcp-eec-name>
        </eec-pcp>
      </pcp>
    </eec-id>
  </profile>
<profile>
  <id>EEC</id>
  <eec-id>
    <pcp>
      <eec-pcp>
        <default-pcp-eec-name>krypton</ default-pcp-eec-name>
      </eec-pcp>
    </pcp>
  </eec-id>
</profile>
</eec-profiles>
<color-mapping-profiles>
  <profile>
    <id>EPL1color</id>
    <color-id>
      <evc>
        <color-evc>
          <evc-color-name>green</evc-color-name>
        </color-evc>
      </evc>
    </color-id>
  </profile>
</color-mapping-profiles>
</mef-global>
<mef-interfaces xmlns="urn:mef:yang:mef-legato-interfaces">
  <carrier-ethernet>
    <subscriber-interfaces>
      <uni>
        <physical-layers>
          <links>
            <link>
              <interface>1</interface>
              <ieee8023-phy>ieee8023-1000BASE-SX</ieee8023-phy>
            </link>
          </links>
        </physical-layers>
      </uni>
    </subscriber-interfaces>
  </carrier-ethernet>
</mef-interfaces>

```

```

    <sync-mode>>false</sync-mode>
  </link>
</links>
</physical-layers>
<uni-id>U1</uni-id>
<link-aggregation>none</link-aggregation>
<max-frame-size>1522</max-frame-size>
<service-multiplexing-enabled>>false</service-multiplexing-enabled>
<bundling-enabled>>false</bundling-enabled>
<all-to-one-bundling-enabled>>true</all-to-one-bundling-enabled>
<default-ce-vlan-id>1</default-ce-vlan-id>
<max-num-of-evcs>1</max-num-of-evcs>
<token-share-enabled>>false</token-share-enabled>
<link-oam-enabled>>false</link-oam-enabled>
<uni-meg-enabled>>false</uni-meg-enabled>
<elmi-enabled>>false</elmi-enabled>
<l2cp-address-set>CTB-2</l2cp-address-set>
</uni>
</subscriber-interfaces>
</carrier-ethernet>
</mef-interfaces>
<mef-services xmlns="urn:mef:yang:mef-legato-services">
  <carrier-ethernet>
    <subscriber-services>
      <evc>
        <evc-id>EPL1</evc-id>
        <cos-names>
          <cos-name>
            <name>krypton</name>
          </cos-name>
        </cos-names>
        <end-points>
          <end-point>
            <uni-id>U1</uni-id>
            <role>Root</role>
            <source-mac-address-limit>>false</source-mac-address-limit>
            <subscriber-meg-mip-enabled>>false</subscriber-meg-mip-enabled>
            <ce-vlans>
              <ce-vlan>
                <vid>1..4094</vid>
              </ce-vlan>
            </ce-vlans>
            <test-meg-enabled>>false</test-meg-enabled>
          </end-point>
        </end-points>
        <carrier-ethernet-sls>
          <sls-id>SLS-EPL1</sls-id>
          <start-time>January 1, 00:00</start-time>
          <cos-entries>
            <cos-entry>
              <cos-name>krypton</cos-name>
              <pm-entries>
                <pm-entry>
                  <pm-entry-id>fd</pm-entry-id>
                  <pm-entry-id>ifdv</pm-entry-id>
                  <pm-entry-id>flr</pm-entry-id>
                  <pm-entry-id>availability</pm-entry-id>
                  <end-point-pairs>
                    <sls-uni-exclusions />
                  </end-point-pairs>
                </pm-entry>
              </pm-entries>
            </cos-entry>
          </cos-entries>
        </carrier-ethernet-sls>
      </subscriber-services>
    </carrier-ethernet>
  </mef-services>
</connection-type>point-to-point</connection-type>

```

```

    <max-frame-size>1522</max-frame-size>
    <max-num-of-evc-end-point>2</max-num-of-evc-end-point>
    <ce-vlan-id-preservation>True</ce-vlan-id-preservation>
    <ce-vlan-pcp-preservation>True</ce-vlan-pcp-preservation>
    <unicast-frame-delivery>unconditional</unicast-frame-delivery>
    <multicast-frame-delivery>unconditional</multicast-frame-delivery>
    <broadcast-frame-delivery>unconditional</broadcast-frame-delivery>
    <svc-type>epl</svc-type>
  </evc>
</subscriber-services>
</carrier-ethernet>
</mef-services>
</config>
</edit-config>
</rpc>

```

## C.2.2 Example XML Data: cos-profile – PCP

When Class of Service Identifier mechanism based on PCP, then the global profile for CoS can be constructed with values as in Table 25 of MEF 6.2 for Krypton, Argon and Neon. In addition, a CoS Name of ‘discard’ can be assigned for PCP values = {7,6,4,2,0}. This cos-profile is included as part of global profile in the file MEF 6.2-A1-example for reference.

```

<profile>
  <id>EPL2CoS</id>
  <cos-id>
    <pcp>
      <cos-pcp>
        <pcp>
          <pcp-value>7</pcp-value>
          <discard-or-cos-name>
            <discard />
          </discard-or-cos-name>
        </pcp>
        <pcp>
          <pcp-value>6</pcp-value>
          <discard-or-cos-name>
            <discard />
          </discard-or-cos-name>
        </pcp>
        <pcp>
          <pcp-value>5</pcp-value>
          <discard-or-cos-name>
            <cos-name>krypton</cos-name>
          </discard-or-cos-name>
        </pcp>
        <pcp>
          <pcp-value>4</pcp-value>
          <discard-or-cos-name>
            <discard />
          </discard-or-cos-name>
        </pcp>
        <pcp>
          <pcp-value>3</pcp-value>
          <discard-or-cos-name>
            <cos-name>argon</cos-name>
          </discard-or-cos-name>
        </pcp>
        <pcp>
          <pcp-value>2</pcp-value>
          <discard-or-cos-name>
            <discard />
          </discard-or-cos-name>
        </pcp>
      </cos-pcp>
    </pcp>
  </cos-id>
</profile>

```

```
<pcp>
  <pcp-value>1</pcp-value>
  <discard-or-cos-name>
    <cos-name>neon</cos-name>
  </discard-or-cos-name>
</pcp>
<pcp>
  <pcp-value>0</pcp-value>
  <discard-or-cos-name>
    <discard />
  </discard-or-cos-name>
</pcp>
</cos-pcp>
</pcp>
</cos-id>
</profile>
```