



Technical Specification

MEF 36

Service OAM SNMP MIB for Performance Monitoring

January 2012

Disclaimer

The information in this publication is freely available for reproduction and use by any recipient and is believed to be accurate as of its publication date. Such information is subject to change without notice and the Metro Ethernet Forum (MEF) is not responsible for any errors. The MEF does not assume responsibility to update or correct any information in this publication. No representation or warranty, expressed or implied, is made by the MEF concerning the completeness, accuracy, or applicability of any information contained herein and no liability of any kind shall be assumed by the MEF as a result of reliance upon such information.

The information contained herein is intended to be used without modification by the recipient or user of this document. The MEF is not responsible or liable for any modifications to this document made by any other party.

The receipt or any use of this document or its contents does not in any way create, by implication or otherwise:

any express or implied license or right to or under any patent, copyright, trademark or trade secret rights held or claimed by any MEF member company which are or may be associated with the ideas, techniques, concepts or expressions contained herein; nor

any warranty or representation that any MEF member companies will announce any product(s) and/or service(s) related thereto, or if such announcements are made, that such announced product(s) and/or service(s) embody any or all of the ideas, technologies, or concepts contained herein; nor

any form of relationship between any MEF member companies and the recipient or user of this document.

Implementation or use of specific Metro Ethernet standards or recommendations and MEF specifications will be voluntary, and no company shall be obliged to implement them by virtue of participation in the Metro Ethernet Forum. The MEF is a non-profit international organization accelerating industry cooperation on Metro Ethernet technology. The MEF does not, expressly or otherwise, endorse or promote any specific products or services.

© The Metro Ethernet Forum 2012. All Rights Reserved.

Table of Contents

1.	Abstract.....	1
2.	Terminology.....	1
3.	Scope.....	4
4.	Compliance Levels	5
5.	Introduction.....	5
5.1	The Basic Need.....	5
5.2	The General Structure.....	5
5.3	The Foundational Elements	6
5.4	Overview of the Performance Monitoring Process	7
6.	SOAM PM MIB Overview	10
6.1	PM MIB Per MEP Objects	10
6.2	PM MIB Loss Measurement (LM) Objects.....	10
6.2.1	LM Configuration Table	10
6.2.2	LM Measured Statistic Table	12
6.2.3	LM Current Availability Statistic Table.....	12
6.2.4	LM Current Statistic Table.....	13
6.2.5	LM Availability History Statistic Table.....	14
6.2.6	LM History Statistic Table.....	15
6.3	PM MIB Delay Measurement (DM) Objects	15
6.3.1	DM Configuration Table.....	15
6.3.2	DM Configuration Bin Table	17
6.3.3	DM Measured Statistic Table.....	17
6.3.4	DM Current Statistic Table	18
6.3.5	DM Current Statistic Bins Table.....	19
6.3.6	DM History Statistic Table	19
6.3.7	DM History Bin Statistic Table.....	20
6.4	PM MIB Threshold Configuration Objects	20
6.4.1	Threshold Above	20
6.4.2	Threshold Set/Clear.....	21
6.4.3	LM Thresholds	21
6.4.4	DM Thresholds.....	22
6.5	PM MIB Notifications	23
6.6	PM MIB Conformance and Compliance	24
7.	SOAM PM MIB Requirements	25
8.	SOAM PM MIB Definitions.....	30
9.	References	150

List of Figures

Figure 1 – Generalized OSS/BSS-NMS-EMS-NE Model.....	6
Figure 2 – Relationship between 802.1 CFM MIBs, UML Models, and SOAM MIBs.....	7
Figure 3 - Relationship Between Different Timing Parameters	8
Figure 4 - Relationship Between Measurement Interval and Repetion Time.....	9

List of Tables

Table 1 – Terminology.....	4
Table 2 – Delay Measurement Bin Boundaries	17

1. Abstract

This document specifies the Performance Monitoring (PM) Management Information Base (MIB) necessary to manage Service Operations, Administration, and Maintenance (OAM) implementations that satisfy the Service OAM requirements and framework specified by MEF 17 [10], the Service OAM Performance Monitoring requirements as specified by SOAM-PM [13], and the Service OAM management objects as specified by MEF 7.1 [6] which are applicable to Performance Monitoring functions. Two non-MEF documents serve as the baseline documents for this work: ITU-T Y.1731 [20] and IEEE 802.1ag [23].

2. Terminology

Term	Definition	Source
Availability Performance	A measure of the percentage of time within a specified time interval during which the frame loss is small	MEF 10.2.1 [7]
Backward	OAM information sent from the Responder MEP to the Controller MEP. For LM it indicates the frame counts/loss from the Responder MEP to the Controller MEP. For DM it indicates the delay and delay variation from the Responder MEP to the Controller MEP.	SOAM-PM [13]
BSS	Business Support System	
CCM	Continuity Check Message	IEEE Std 802.1ag [23]
CFM	Connectivity Fault Management	IEEE Std 802.1ag [23]
CHLI	Consecutive High Loss Interval, a sequence of small time intervals contained in T, each with high frame loss ratio	MEF 10.2.1 [7]
Controller MEP	The Controller MEP initiates SOAM PDUs, and receives responses from the Responder MEP.	SOAM-PM [13]
CoS	Class of Service	MEF 10.2 [8]
DM	Delay Measurement	
Dual-Ended	A type of process where a MEP sends measurement information to a peer MEP that will perform the calculations.	SOAM-PM [13]
EMS	Element Management System	MEF 7.1 [6]
ETH-DM	Ethernet Delay Measurement function	ITU-T Y.1731 [20]
ETH-LM	Ethernet Loss Measurement function	ITU-T Y.1731 [20]
ETH-SLM	Ethernet Synthetic Frame Loss Measurement function	ITU-T Y.1731 [20]
EVC	Ethernet Virtual Connection	MEF 10.2 [8]
FD	Frame Delay	MEF 10.2.1 [7]
FDR	Frame Delay Range	MEF 10.2.1 [7]
FLR	Frame Loss Ratio	MEF 10.2.1 [7]
FM	Fault Management	MEF 17 [10]

Term	Definition	Source
Forward	OAM information sent from the Controller MEP to the Responder MEP. For LM it indicates the frame counts/loss from the Controller MEP to the Responder MEP. For DM it indicates the delay and delay variation from the Controller MEP to the Responder MEP.	SOAM-PM [13]
HLI	High Loss Interval, a small time interval contained in T with a high frame loss ratio	MEF 10.2.1 [7]
IEEE	Institute of Electrical and Electronics Engineers	
IETF	Internet Engineering Task Force	
IFDV	Inter-Frame Delay Variation	MEF 10.2.1 [7]
ITU-T	International Telecommunication Union - Telecommunication Standardization Bureau	
LAN	Local Area Network	MEF 4 [5]
LM	Loss Measurement	ITU-T Y.1731 [20]
MAC	Media Access Control	IEEE Std 802.3 [24]
MA	Maintenance Association (equivalent to a MEG)	IEEE Std 802.1ag [23]
MD	Maintenance Domain (equivalent to a OAM Domain in MEF 17)	IEEE Std 802.1ag [23]
MD Level	Maintenance Domain Level (equivalent to a MEG level)	IEEE Std 802.1ag [23]
ME	Maintenance Entity	IEEE Std 802.1ag [23]
Measurement Bin	A Measurement Bin is a counter that stores the number of performance measurements falling within a specified range, during a Measurement Interval.	SOAM-PM [13]
Measurement Interval	A period of time during which measurements are taken. Measurements initiated during one Measurement Interval are kept separate from measurements taken during other Measurement Intervals. It is important to note that this is different from T.	SOAM-PM [13]
MEF	Metro Ethernet Forum	
MEG	Maintenance Entity Group (equivalent to a MA)	ITU-T Y.1731 [20]
MEG Level	Maintenance Entity Group Level (equivalent to MD Level)	ITU-T Y.1731 [20]
MEN	Metro Ethernet Network	MEF 4 [5]
MEP	Maintenance association End Point or MEG End Point	IEEE Std 802.1ag [23], ITU-T Y.1731 [20]
MFD	Mean Frame Delay	MEF 10.2.1 [7]
MIB	Management Information Base	RFC 2578 [2]
MIP	Maintenance domain Intermediate Point or MEG Intermediate Point	IEEE Std 802.1ag [23], ITU-T Y.1731 [20]
MP	Maintenance Point. One of either a MEP or a MIP.	IEEE Std 802.1ag [23]
NE	Network Element	MEF 4 [5]
NMS	Network Management System	MEF 7.1 [6]
OAM	Operations, Administration, and Maintenance	MEF 17 [10]

Term	Definition	Source
On-Demand	OAM actions that are initiated via manual intervention for a limited time to carry out diagnostics. On-Demand OAM can result in singular or periodic OAM actions during the diagnostic time interval	RFC 5951 [27]
One-way	A measurement performed in the forward or backward direction. For example from MEP A to MEP B or from MEP B to MEP A.	SOAM-PM [13]
OSS	Operations Support System	ITU-T Y.1731 [20]
PDU	Protocol Data Unit	IEEE Std 802.1ag [23]
PM	Performance Monitoring	SOAM-PM [13]
PM Function	A MEP capability specified for performance monitoring purposes (e.g., Single-Ended Delay, Single-Ended Synthetic Loss)	SOAM-PM [13]
PM Session	A PM Session is the application of a given PM Function between a given pair of MEPs and using a given CoS Frame Set over some (possibly indefinite) period of time.	SOAM-PM [13]
PM Solution	A PM Solution is a set of related requirements that when implemented allow a given set of performance metrics to be measured using a given set of PM functions.	SOAM-PM [13]
PM Tool	A generic term used to discuss the application of a PM Function.	SOAM-PM [13]
Proactive	OAM actions that are carried on continuously to permit timely reporting of fault and/or performance status.	RFC 5951 [27]
Resiliency Performance	The number of High Loss Intervals and Consecutive High Loss Intervals in T	MEF 10.2.1 [7]
Responder MEP	In a single-ended session, the Responder MEP receives SOAM PDUs, from the Controller MEP, and transmits a response to the Controller MEP.	SOAM-PM [13]
RFC	Request for Comment	
Service Frame	An Ethernet frame transmitted across the UNI toward the Service Provider or an Ethernet frame transmitted across the UNI toward the Subscriber	MEF 10.2 [8]
Single-Ended	A type of process where a MEP sends a measurement request and the peer MEP replies with the requested information so the originating MEP can calculate the measurement.	SOAM-PM [13]
Sink MEP	In a dual-ended session, the Sink MEP receives SOAM PDUs, from the Controller MEP and performs the performance calculations.	SOAM-PM [13]
SLM	Synthetic Loss Measurement	SOAM-PM [13]
SNMP	Simple Network Management Protocol	RFC 1157

Term	Definition	Source
SNMP Agent	An SNMP entity containing one or more command responder and/or notification originator applications (along with their associated SNMP engine). Typically implemented in an NE.	RFC 3411 [3]
SNMP Manager	An SNMP entity containing one or more command generator and/or notification receiver applications (along with their associated SNMP engine). Typically implemented in an EMS or NMS.	RFC 3411 [3]
SOAM	Service OAM	MEF 17 [10]
SOAM PDU	Service OAM frame, or Protocol Data Unit. Specifically, those PDUs defined in [IEEE 802.1ag], [ITU-T Y.1731], or MEF specifications.	SOAM-FM [12]
Synthetic Traffic	SOAM traffic that emulates service traffic in order to measure the performance experience. Delay measurements must use synthetic traffic, because user traffic does not contain standardized timestamp fields. Other measurements, such as Frame Loss, may also use synthetic frames for certain advantages (e.g., ability to measure loss in multipoint services).	SOAM-PM [13]
T	Time Interval for SLS Metrics. The time over which a Performance Metric is defined. T is at least as large as the Measurement Interval, and generally consists of multiple Measurement Intervals.	MEF 10.2.1 [7]
TC	Textual Conventions	RFC 4181 [4]
TLV	Type Length Value, a method of encoding Objects	
Two-way	A measurement of the performance of frames that flow from the Controller MEP to the Responder MEP and back again.	SOAM-PM [13]
UML	Unified Modeling Language	Object Management Group (OMG)
UTC	Coordinated Universal Time	SOAM-PM [13]
UNI	User-to-Network Interface	MEF 4 [5]
VLAN	Virtual LAN	IEEE Std 802.1Q [21]

10

Table 1 – Terminology**11 3. Scope**

12 The scope of this document is to provide the SNMP PM MIB that supports the Service OAM
 13 (SOAM) Performance Monitoring functions that have been defined in MEF 17 [10], the *Service*
 14 *OAM Requirements & Framework – Phase 1*, SOAM-PM [13], the *Service OAM Performance*
 15 *Monitoring Phase 1 Implementation Agreement*, and MEF 7.1 [6], the *EMS-NMS Information*
 16 *Model*.

17 This document includes the MIB necessary to support the MEF SOAM PM functionality: the
 18 **MEF-SOAM-PM-MIB** that includes the SOAM PM MIB objects necessary to implement the

19 SOAM PM Implementation Agreement [13] and the SOAM PM concepts as presented in ITU-T
20 Y.1731 [20].

21 The primary purpose of this document is to provide a mechanism to enhance interoperability be-
22 tween equipment/software vendors and between Service Providers and/or Operators. This docu-
23 ment provides the Metro Ethernet Forum (MEF) SOAM PM functionality within the Metro
24 Ethernet Networks (MEN) via SNMP MIBs.

25 **4. Compliance Levels**

26 The key words "MUST", "MUST NOT", "REQUIRED", "SHALL", "SHALL NOT",
27 "SHOULD", "SHOULD NOT", "RECOMMENDED", "MAY", and "OPTIONAL" in this
28 document are to be interpreted as described in RFC 2119 [1]. All key words must be in upper
29 case, bold text.

30 **5. Introduction**

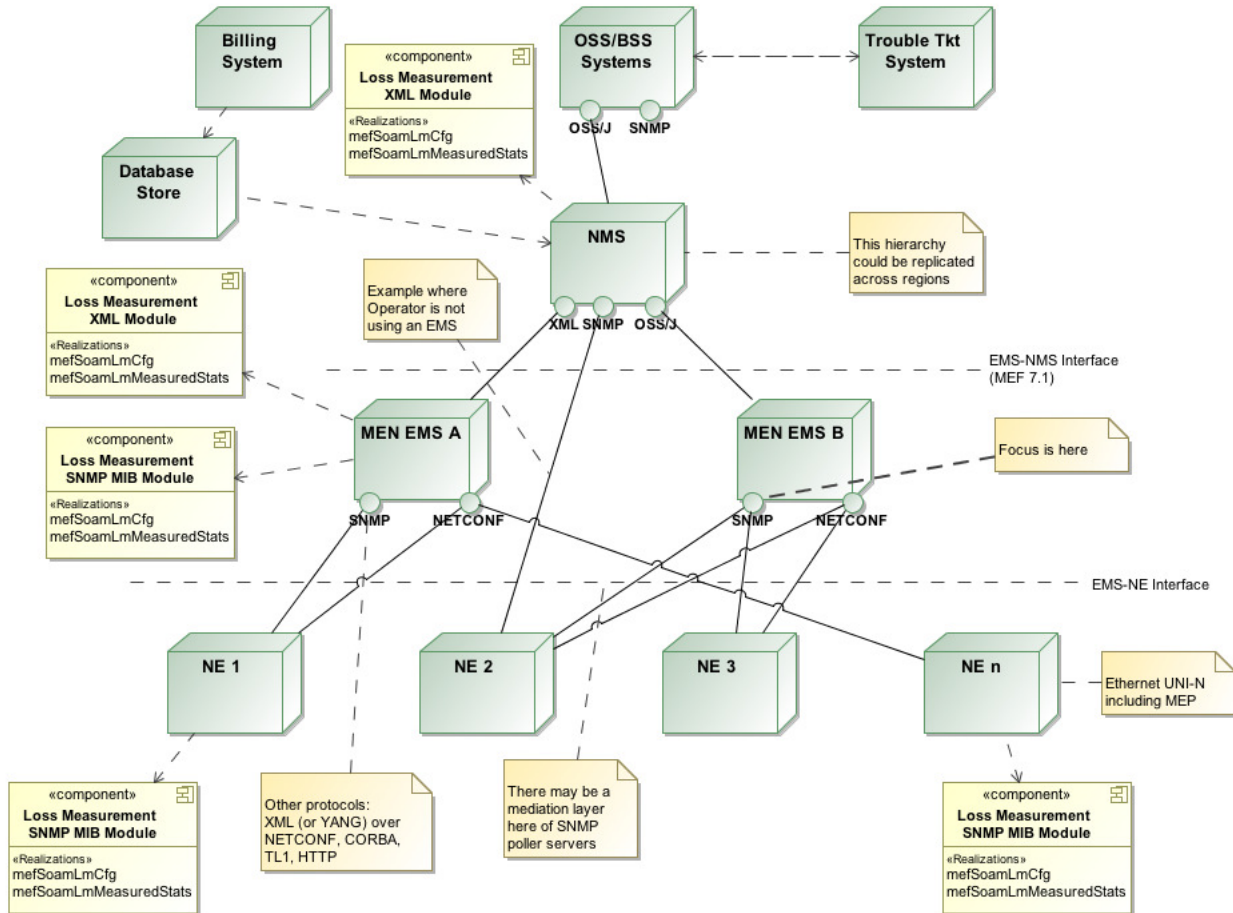
31 **5.1 The Basic Need**

32 One of the aspects of defining Metro Ethernet Networks (MEN) is the need to ensure the com-
33 patibility between equipment/software vendors and equipment operators in order to facilitate in-
34 teroperability in local, metro, national, and international networks. One of the common ways to
35 do this is through a common management interface using publically available or enterprise spe-
36 cific SNMP MIBs.

37 A MIB is a collection of managed objects that can be used to provision an entity, query an entity
38 for status information, or define notifications that are sent to a Network Management System
39 (NMS) or an Element Management System (EMS). Collections of related objects are defined in
40 MIB modules which are written using an adapted subset of OSI's Abstract Syntax One, or ASN.1
41 [26]. Standards for MIB modules are set by IETF and documented in various RFCs, primary of
42 which are RFC 2578 *Structure of Management Information Version 2 (SMIV2)* and RFC 4181
43 *Guidelines for Authors and Reviewers of MIB Documents*.

44 **5.2 The General Structure**

45 A generalized system model is shown by Figure 1 that illustrates the relationship between the
46 OSS/BSS, NMS, EMS, and Network Elements (NE). The primary focus of this specification de-
47 fines the interaction between the EMS and the NE via SNMP using the MIB module defined in
48 this specification. Object names in the figure are for example only.



49

50

Figure 1 – Generalized OSS/BSS-NMS-EMS-NE Model

51 **5.3 The Foundational Elements**

52 MEF 10.2 [8] and MEF 10.2.1 [7] describe the Ethernet Service Attributes at the UNI reference
 53 point including the performance attributes of Frame Delay (FD), Mean Frame Delay (MFD),
 54 Frame Delay Range (FDR), Inter-Frame Delay Variation (IFDV), Frame Loss Ratio (FLR),
 55 Availability Performance, and Resiliency Performance.

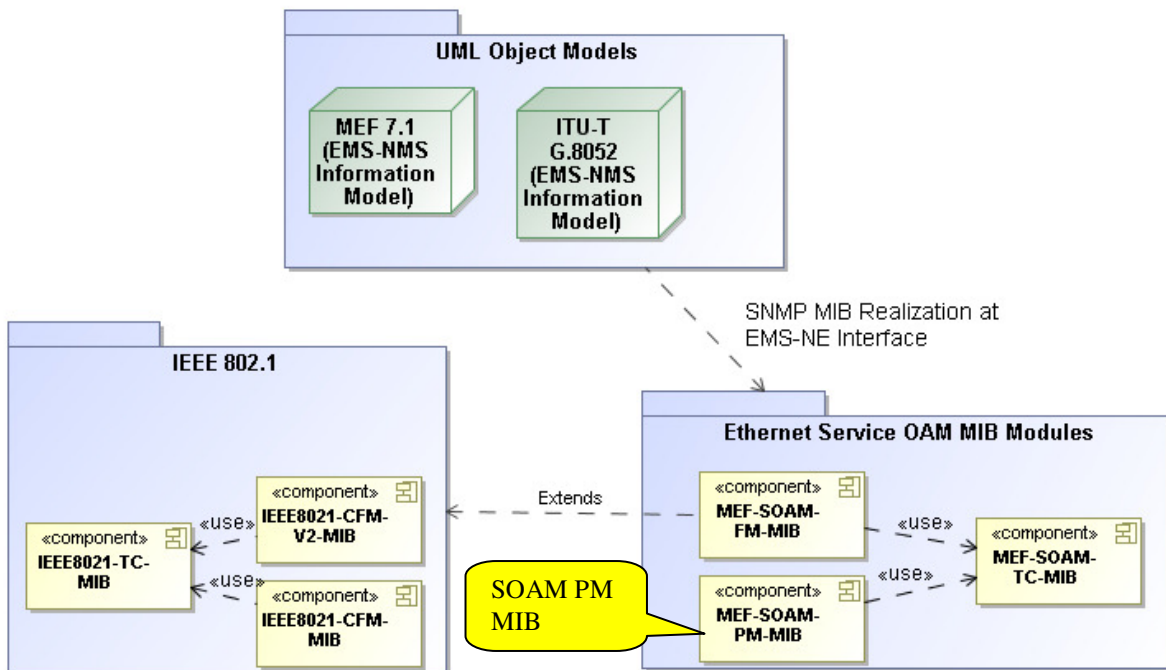
56 MEF 17 [10] provides the Service OAM requirements and framework. It defines the OAM com-
 57 ponents and Service OAM requirements.

58 SOAM-FM [12] further defines the aspects of Service OAM requirements that deal with Fault
 59 Management (FM) and their extensions as needed to support MEF SOAM FM requirements.

60 SOAM-FM builds upon two existing documents: Connectivity Fault Management as defined in
 61 IEEE 802.1ag [23] and extended in ITU-T Y.1731 [20].

62 Service OAM Fault Management objects that provide the baseline for MIB objects defined in
 63 this specification are found in MEF 7.1 [6].

64 SOAM-PM [13] further defines the aspects of Service OAM requirements that focus on Perfor-
 65 mance Monitoring (PM) and their extensions as needed to support MEF SOAM PM require-
 66 ments.
 67 SOAM-PM builds upon two existing documents the ITU-T Y.1731 and ITU-T G.8021/Y.1341
 68 [17].
 69 MEF 7.1 draws heavily upon the models defined in ITU-T Q.840 [19].
 70 The MEF-SOAM-TC MIB [15] defines the necessary global MEF SOAM Textual Conventions
 71 used in this MIB.
 72 The relationship between the various documents and the PM MIB presented in this specification
 73 is illustrated by Figure 2. The UML models found in MEF 7.1 and G.8052 provide a baseline for
 74 the SOAM MIBs. A number of the tables/objects in the MIB extend the IEEE CFM MIB objects
 75 as well as providing new objects from ITU-T Y.1731 and the SOAM PM IA documents.



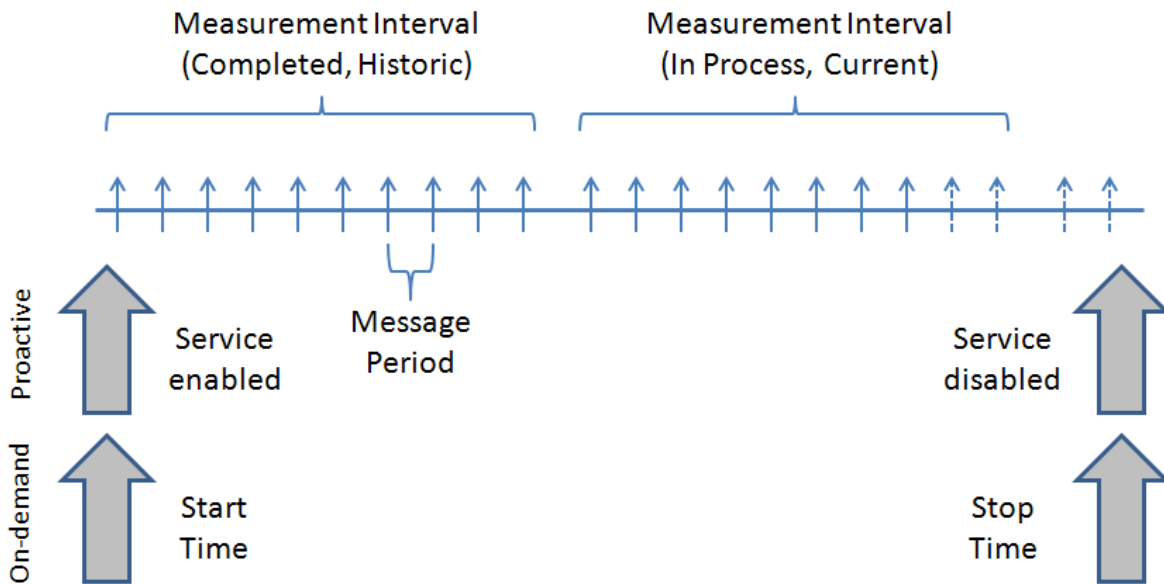
76
 77 **Figure 2 – Relationship between 802.1 CFM MIBs, UML Models, and SOAM MIBs**

78 5.4 Overview of the Performance Monitoring Process

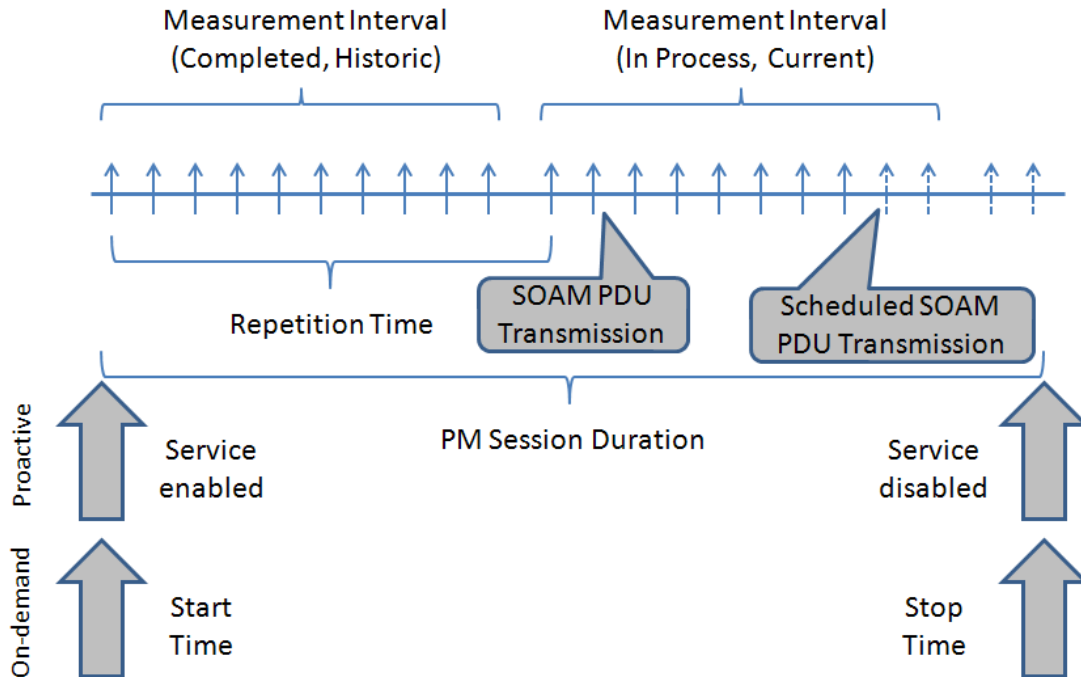
79 The Performance Monitoring process is made up of a number of Performance Monitoring in-
 80 stances, known as PM Sessions. A PM Session can be initiated between two MEPs in a MEG
 81 and be defined as either a Loss Measurement (LM) session or Delay Measurement (DM) session.
 82 The LM session can be used to determine the performance metrics FLR, Availability, and Resili-
 83 ency. The DM session can be used to determine the performance metrics FD, IFDV, FDR, and
 84 MFD.

85 The PM Session is defined by the specific PM function (PM tool) being run, Start Time, Stop
 86 Time, Message Period, Measurement Interval, and Repetition Time. The relationship of these
 87 different items are depicted in Figure 3 and Figure 4 (Refer to section 9.1 in SOAM PM [13]).

- 88 • The Start Time is the time that the PM session begins and is applicable to On-Demand
 89 PM sessions. For Proactive PM sessions the start time is not applicable as the PM ses-
 90 sion begins as soon as the PM session is configured and enabled.
- 91 • The Stop Time is the time that the measurement ends and is applicable to On-Demand
 92 PM sessions. For Proactive PM sessions the stop time is not applicable as the PM session
 93 stops only when the PM session is disabled or deleted.
- 94 • The Message Period is the SOAM PDU transmission frequency (the time between
 95 SOAM PDU transmissions).
- 96 • The Measurement Interval is the time period over which measurements are gathered and
 97 then summarized. The Measurement Interval can align with the PM Session duration, but
 98 it doesn't need to. SOAM PDUs during a PM Session are only transmitted during a
 99 Measurement Interval.
- 100 • The Repetition Time is the time between the start times of the Measurement Intervals.



101 **Figure 3 - Relationship Between Different Timing Parameters**



103

104

Figure 4 - Relationship Between Measurement Interval and Repetition Time

105 To execute performance measurements, a PM Session is created through the use of the configu-
106 ration items in either the LM or DM tables.

107 The PM Session can be configured to run forever (Proactive/On-Demand) or for a period of time
108 (On-Demand). On-Demand types have a definitive start and stop time that can be relative or ab-
109 solute or can have a stop time of "forever". Proactive types begin immediately when a PM Ses-
110 sion is configured and enabled and end when the PM Session is deleted or disabled.

111 When a PM Session is completed, either through the session being disabled or the Stop Time be-
112 ing reached, the current Measurement Interval is stopped, if it is in process at the time, and all the
113 in process calculations are finalized.

114 A PM Session can be dual-ended or single-ended. In a single-ended session a Controller MEP
115 sends SOAM PDUs towards a Responder MEP. The Responder MEP sends SOAM PDUs to-
116 wards the Controller MEP in response to receiving SOAM PDUs from the Controller MEP. Re-
117 sults from the Controller MEP to the Responder MEP are known as "forward" results and results
118 from the Responder MEP to the Controller MEP are "backward" results. All performance calcu-
119 lations are performed by the Controller MEP, and results are only available on the Controller
120 MEP.

121 In a dual-ended session a Controller MEP sends SOAM PDUs towards a Sink MEP. There are
122 no responses sent towards the Controller MEP. Results from the Controller MEP to Sink MEP
123 are known as "forward" results. All performance calculations are performed by the Sink MEP,
124 and results are only available on the Sink MEP.

125 PM Sessions of type LMM/LMR, SLM/SLR, or DMM/DMR are single-ended types. PM Ses-
126 sions of type 1DM and CCM are dual-ended types.

- 127 • Controller MEPs send SOAM PDUs of type LMM, SLM, DMM, CCM, or 1DM and re-
128 ceive SOAM PDUs of type LMR, SLR, and DMR.
- 129 • Responder MEPs send SOAM PDUs of type LMR, SLR, or DMR and receive SOAM
130 PDUs of type LMM, SLM, or DMM.
- 131 • Sink MEPs receive SOAM PDUs of type CCM or 1DM.

132

133 6. SOAM PM MIB Overview

134 The SOAM PM MIB is divided into a number of different object groupings: the PM MIB MEP
135 Objects, PM MIB Loss Measurement Objects, PM MIB Delay Measurement Objects, and
136 SOAM PM notifications.

137 This document treats the terms 'average' and 'arithmetic mean' as synonymous terms and consist-
138 ently uses 'average' in object names and definitions.

139 6.1 PM MIB Per MEP Objects

140 The PM MIB Per MEP Objects are defined in the *mefSoamPmMepTable*. The
141 *mefSoamPmMepTable* augments the *dot1agCfmMepEntry* found in the CFM MIB. It includes
142 objects that are locally defined for an individual MEP that are used throughout the specific PM
143 Sessions associated with the particular MEP.

- 144 • *mefSoamPmMepOperNextIndex* - indicates the next available index for row creation in
145 the LM and DM configuration tables of a PM session on a MEP
- 146 • *mefSoamPmMepLmSingleEndedResponder* - indicates whether single-ended Loss
147 Measurements (LMM) Responders are enabled on a MEP
- 148 • *mefSoamPmMepSlmSingleEndedResponder* - indicates whether single-ended Synthetic
149 Loss Measurements (SLM) Responders are enabled on a MEP
- 150 • *mefSoamPmMepDmSingleEndedResponder* - indicates whether single-ended Delay
151 Measurements (DMM) Responders are enabled on a MEP

152 6.2 PM MIB Loss Measurement (LM) Objects

153 The Loss Measurement Objects are defined in six separate tables: *mefSoamLmCfgTable*,
154 *mefLmMeasuredStatsTable*, *mefSoamLmCurrentAvailStatsTable*,
155 *mefSoamLmCurrentStatsTable*, *mefSoamLmHistoryAvailStatsTable*, and
156 *mefSoamLmHistoryStatsTable*.

157 6.2.1 LM Configuration Table

158 The *mefSoamLmCfgTable* includes configuration objects for the Loss Measurement PM ses-
159 sion. It uses the same indexes that a MEP configuration does: *dot1agCfmMdIndex*,
160 *dot1agCfmMaIndex*, and *dot1agCfmMepIdentifier*, as well as *mefSoamLmCfgIndex*, the spe-
161 cific LM session number on a MEP.

162 A Loss Measurement session is created on an existing MEP by first accessing the
163 *mefSoamPmMepOperNextIndex* object and using this value as the *mefSoamLmCfgIndex* dur-
164 ing row creation.

165 A single Loss Measurement session can be used to measure Frame Loss, Frame Loss Ratio, and
166 Availability between a given pair of MEPs, for a given CoS Frame Set.

167 Configuration/status options are organized into eight general categories.

168 • LM Session type, version, session enable, and counter enables:

169 ○ *mefSoamLmCfgType*

170 ○ *mefSoamCfgVersion*

171 ○ *mefSoamLmCfgEnabled*

172 ○ *mefSoamLmCfgMeasurementEnable*

173 ○ *mefSoamLmCfgSessionType*

174 • LM Session PDU transmission frequency and Measurement Interval size:

175 ○ *mefSoamLmCfgMessagePeriod*

176 ○ *mefSoamLmCfgMeasurementInterval*

177 ○ *mefSoamLmCfgNumIntervalsStored*

178 • LM Session PDU composition and length:

179 ○ *mefSoamLmCfgPriority*

180 ○ *mefSoamLmCfgFrameSize*

181 ○ *mefSoamLmCfgDataPattern*

182 ○ *mefSoamLmCfgTestTlvIncluded*

183 ○ *mefSoamLmCfgTestTlvPattern*

184 • LM Session peer partner selection:

185 ○ *mefSoamLmCfgDestMacAddress*

186 ○ *mefSoamLmCfgDestMepId*

187 ○ *mefSoamLmCfgDestIsMepId*

188 • LM Session start, stop, and repetition selection:

189 ○ *mefSoamLmCfgAlignMeasurementIntervals*

190 ○ *mefSoamLmCfgAlignMeasurementOffset*

191 ○ *mefSoamLmCfgStartTimeType*

192 ○ *mefSoamLmCfgFixedStartDateAndTime*

193 ○ *mefSoamLmCfgRelativeStartTime*

194 ○ *mefSoamLmCfgStopTimeType*

- 195 ○ *mefSoamLmCfgFixedStopDateAndTime*
- 196 ○ *mefSoamLmCfgRelativeStopTime*
- 197 ○ *mefSoamLmCfgRepetitionTime*
- 198 • LM Session availability configuration:
 - 199 ○ *mefSoamLmCfgAvailabilityMeasurementInterval*
 - 200 ○ *mefSoamLmCfgAvailabilityNumConsecutiveMeasPdus*
 - 201 ○ *mefSoamLmCfgAvailabilityFlrThreshold*
 - 202 ○ *mefSoamLmCfgAvailabilityNumConsecutiveIntervals*
 - 203 ○ *mefSoamLmCfgAvailabilityNumConsecutiveHighFlr*
- 204 • LM Session parameters for status:
 - 205 ○ *mefSoamLmCfgSessionStatus*
- 206 • LM Session history statistic table clear:
 - 207 ○ *mefSoamLmCfgHistoryClear*

208 Alignment with MEF 10.2.1 is supported via the LM Session Availability configuration parame-
209 ters where:

- 210 • *mefSoamLmCfgAvailabilityNumConsecutiveIntervals* is equivalent to MEF 10.2.1 pa-
211 parameter "n".
- 212 • *mefSoamLmCfgAvailabilityFlrThreshold* is equivalent to MEF 10.2.1 parameter "C".
- 213 • *mefSoamLmCfgAvailabilityNumConsecutiveHighFlr* is equivalent to 'p'.
- 214 • *mefSoamLmCfgAvailabilityNumConsecutiveMeasPdus* times
215 *mefSoamLmCfgMessagePeriod* for SLM/LMM/CCM is equivalent to MEF 10.2.1 pa-
216 parameter " Δt ".

217 6.2.2 LM Measured Statistic Table

218 The LM Measured Statistic Table, *mefSoamLmMeasuredStatsTable*, is created automatically
219 when a LM session is created and contains the Loss Measurement statistic information from the
220 last received SOAM PDU. It uses the same indexes as the *mefSoamLmCfgTable* table. It in-
221 cludes the forward and backward FLR stats, *mefSoamLmMeasuredStatsForwardFlr* and
222 *mefSoamLmMeasuredStatsBackwardFlr*, availability indicators
223 *mefSoamLmMeasuredStatsAvailForwardStatus* and
224 *mefSoamLmMeasuredStatsAvailBackwardStatus*, and last availability transition times,
225 *mefSoamLmMeasuredStatsAvailForwardLastTransitionTime* and
226 *mefSoamLmMeasuredStatsAvailBackwardLastTransitionTime*.

227 6.2.3 LM Current Availability Statistic Table

228 The LM Current Availability Statistic Table, *mefSoamLmCurrentAvailStatsTable*, is created
229 automatically when a LM session is created and contains the Availability statistics for the current

230 availability Measurement Interval. It uses the same indexes as the *mefSoamLmCfgTable* table,
 231 but the Measurement Interval (*mefSoamLmCfgAvailabilityMeasurementInterval*) is independ-
 232 ent of the interval used for the *mefSoamLmCurrentStatsTable*
 233 (*mefSoamLmCfgMeasurementInterval*).

234 At the beginning of each availability Measurement Interval the values in the Current Availability
 235 Statistic Table are copied to a new row in the *mefSoamLmHistoryAvailStatsTable* and the Cur-
 236 rent Availability Statistic Table counter and status values are reset to zero and the start time is
 237 updated to the new Measurement Interval start time.

238 The LM Current Availability Statistic Table objects are organized into four categories.

- 239 • LM Availability interval start time and elapsed time:
 - 240 ○ *mefSoamLmCurrentAvailStatsStartTime*
 - 241 ○ *mefSoamLmCurrentAvailStatsElapsedTime*
- 242 • LM Availability interval suspect status:
 - 243 ○ *mefSoamLmCurrentAvailStatsSuspect*
- 244 • LM Availability high loss, and consecutive high loss:
 - 245 ○ *mefSoamLmCurrentAvailStatsForwardHighLoss*
 - 246 ○ *mefSoamLmCurrentAvailStatsBackwardHighLoss*
 - 247 ○ *mefSoamLmCurrentAvailStatsForwardConsecutiveHighLoss*
 - 248 ○ *mefSoamLmCurrentAvailStatsBackwardConsecutiveHighLoss*
- 249 • LM Availability available and unavailable indicator counters
 - 250 ○ *mefSoamLmCurrentAvailStatsForwardAvailable*
 - 251 ○ *mefSoamLmCurrentAvailStatsBackwardAvailable*
 - 252 ○ *mefSoamLmCurrentAvailStatsForwardUnavailable*
 - 253 ○ *mefSoamLmCurrentAvailStatsBackwardUnavailable*
- 254 • LM Availability flr counters
 - 255 ○ *mefSoamLmCurrentAvailForwardMinFlr*
 - 256 ○ *mefSoamLmCurrentAvailForwardMaxFlr*
 - 257 ○ *mefSoamLmCurrentAvailForwardAvgFlr*
 - 258 ○ *mefSoamLmCurrentAvailBackwardMinFlr*
 - 259 ○ *mefSoamLmCurrentAvailBackwardMaxFlr*
 - 260 ○ *mefSoamLmCurrentAvailBackwardAvgFlr*

261 6.2.4 LM Current Statistic Table

262 The LM Current Statistic Table, *mefSoamLmCurrentStatsTable*, is created automatically when
 263 a LM session is created and contains the currently enabled statistic counters and statuses for the

264 current Measurement Interval. It uses the same indexes as the *mefSoamLmCfgTable* table, but
 265 the Measurement Interval (*mefSoamLmCfgMeasurementInterval*) is independent of the interval
 266 used for the *mefSoamLmCurrentAvailStatsTable*
 267 (*mefSoamLmCfgAvailabilityMeasurementInterval*).

268 At the beginning of each Measurement Interval the values in the Current Statistic Table are cop-
 269 ied to a new row in the *mefSoamLmHistoryStatsTable* and the Current Statistic Table counter
 270 and status values are reset to zero and the start time is updated to the Measurement Interval start
 271 time.

272 The LM Current Statistic Table objects are organized into five categories.

- 273 • LM interval start time and elapsed time:
 - 274 ○ *mefSoamLmCurrentStatsStartTime*
 - 275 ○ *mefSoamLmCurrentStatsElapsedTime*
- 276 • LM interval suspect status:
 - 277 ○ *mefSoamLmCurrentStatsSuspect*
- 278 • LM forward transmitted/received frames, minimum, maximum and average (arithmetic
 279 mean) frame loss ratio, available and unavailable counters:
 - 280 ○ *mefSoamLmCurrentStatsForwardTransmittedFrames*
 - 281 ○ *mefSoamLmCurrentStatsForwardReceivedFrames*
 - 282 ○ *mefSoamLmCurrentStatsForwardMinFlr*
 - 283 ○ *mefSoamLmCurrentStatsForwardMaxFlr*
 - 284 ○ *mefSoamLmCurrentStatsForwardAvgFlr*
- 285 • LM backward transmitted/received frames, minimum, maximum and average (arithmetic
 286 mean) frame loss ratio, available and unavailable counters
 - 287 ○ *mefSoamLmCurrentStatsBackwardTransmittedFrames*
 - 288 ○ *mefSoamLmCurrentStatsBackwardReceivedFrames*
 - 289 ○ *mefSoamLmCurrentStatsBackwardMinFlr*
 - 290 ○ *mefSoamLmCurrentStatsBackwardMaxFlr*
 - 291 ○ *mefSoamLmCurrentStatsBackwardAvgFlr*
- 292 • LM initiated and received measurement counts:
 - 293 ○ *mefSoamLmCurrentStatsSoamPdusSent*
 - 294 ○ *mefSoamLmCurrentStatsSoamPdusReceived*

295 6.2.5 LM Availability History Statistic Table

296 The LM Availability History Statistic Table, *mefSoamLmHistoryAvailStatsTable*, is created au-
 297 tomatically when the first availability Measurement Interval completes in a LM session. A new
 298 row is created as each availability Measurement Interval is completed with the information from

299 the completed *mefSoamLmCurrentAvailStatsTable* entry. The duration of each availability
300 Measurement Interval is determined by *mefSoamLmCfgAvailabilityMeasurementInterval* and
301 is independent of the Measurement Interval used for the *mefSoamLmHistoryStatsTable*. The
302 oldest row can be deleted after a period of time, but is mandatory to be persistent for 32 complet-
303 ed Measurement Intervals and recommended to be persistent for 96 completed Measurement In-
304 tervals.

305 The LM Availability History Statistic Table uses the same indexes as the *mefSoamLmCfgTable*
306 table as well as the one additional index, the *mefSoamLmHistoryAvailStatsIndex* number.

307 The LM History Statistic Table contains the same four categories as the
308 *mefSoamLmCurrentAvailStatsTable* table, except the first category is interval end time and
309 elapsed time.

310 The objects are the same except they are listed as "History" instead of "Current".

311 6.2.6 LM History Statistic Table

312 The LM History Statistic Table, *mefSoamLmHistoryStatsTable*, is created automatically when
313 the first Measurement Interval completes in a LM session. A new row is created as each Meas-
314 urement Interval is completed with the information from the completed
315 *mefSoamLmCurrentStatsTable* entry. The duration of each Measurement Interval is determined
316 by *mefSoamLmCfgMeasurementInterval* and is independent of the availability Measurement
317 Interval used for the *mefSoamLmHistoryAvailStatsTable*. The oldest row can be deleted after a
318 period of time, but is mandatory to be persistent for 32 completed Measurement Intervals and
319 recommended to be persistent for 96 completed Measurement Intervals.

320 The LM History Statistic Table uses the same indexes as the *mefSoamLmCfgTable* table as well
321 as the one additional index, the *mefSoamLmHistoryStatsIndex* number.

322 The LM History Statistic Table contains the same five categories as the
323 *mefSoamLmCurrentStatsTable* table, except the first category is interval end time and elapsed
324 time.

325 The objects are the same except they are listed as "History" instead of "Current".

326 6.3 PM MIB Delay Measurement (DM) Objects

327 The Delay Measurement Objects are defined in three pairs of tables: *mefSoamDmCfgTable* and
328 *mefSoamDmCfgMeasBinTable*, *mefSoamDmCurrentStatsTable* and
329 *mefSoamDmCurrentStatsBinsTable*, and *mefSoamDmHistoryStatsTable* and
330 *mefSoamDmHistoryStatsBinsTable*, and the *mefDmMeasuredStatsTable*.

331 6.3.1 DM Configuration Table

332 The *mefSoamDmCfgTable* includes configuration objects for the Delay Measurement PM ses-
333 sion. It uses the same indexes that a MEP configuration does: *dot1agCfmMdIndex*,
334 *dot1agCfmMaIndex*, and *dot1agCfmMepIdentifier*, as well as *mefSoamDmCfgIndex*, the spe-
335 cific DM session number on a MEP.

336 A Delay Measurement session is created on an existing MEP by first accessing the
337 *mefSoamPmMepOperNextIndex* object and using this value as the *mefSoamDmCfgIndex* dur-
338 ing row creation.

339 A single Delay Measurement session tracks Frame Delay and Frame Delay Variation.

340 Configuration/status options are organized into eight general categories.

341 • DM Session type, session enable, and counter enables:

342 ○ *mefSoamDmCfgType*

343 ○ *mefSoamDmCfgVersion*

344 ○ *mefSoamDmCfgEnabled*

345 ○ *mefSoamDmCfgMeasurementEnable*

346 ○ *mefSoamDmCfgSessionType*

347 • DM Session PDU transmission frequency and Measurement Interval size:

348 ○ *mefSoamDmMessagePeriod*

349 ○ *mefSoamDmCfgMeasurementInterval*

350 ○ *mefSoamDmCfgNumIntervalsStored*

351 • DM Session PDU composition and length:

352 ○ *mefSoamDmCfgPriority*

353 ○ *mefSoamDmCfgFrameSize*

354 ○ *mefSoamDmCfgDataPattern*

355 ○ *mefSoamDmCfgTestTlvIncluded*

356 ○ *mefSoamDmCfgTestTlvPattern*

357 • DM Session peer partner selection:

358 ○ *mefSoamDmCfgDestMacAddress*

359 ○ *mefSoamDmCfgDestMepId*

360 ○ *mefSoamDmCfgDestIsMepId*

361 ○ *mefSoamDmCfgSourceMacAddress*

362 • DM Session start, stop, and repetition selection:

363 ○ *mefSoamDmCfgAlignMeasurementIntervals*

364 ○ *mefSoamDmCfgAlignMeasurementOffset*

365 ○ *mefSoamDmCfgStartTimeType*

366 ○ *mefSoamDmCfgFixedStartDateAndTime*

367 ○ *mefSoamDmCfgRelativeStartTime*

368 ○ *mefSoamDmCfgStopTimeType*

- 369 ○ *mefSoamDmCfgFixedStopDateAndTime*
- 370 ○ *mefSoamDmCfgRelativeStopTime*
- 371 ○ *mefSoamDmCfgRepetitionTime*
- 372 • DM Session status:
 - 373 ○ *mefSoamDmCfgSessionStatus*
- 374 • DM Session measurement bin configuration:
 - 375 ○ *mefSoamDmCfgNumMeasBinsPerFrameDelayInterval*
 - 376 ○ *mefSoamDmCfgNumMeasBinsPerInterFrameDelayVariationInterval*
 - 377 ○ *mefSoamDmCfgInterFrameDelayVariationSelectionOffset*
 - 378 ○ *mefSoamDmCfgNumMeasBinsPerFrameDelayRangeInterval*
- 379 • DM Session history statistic table clear:
 - 380 ○ *mefSoamDmCfgHistoryClear*

381 6.3.2 DM Configuration Bin Table

382 The *mefSoamDmCfgMeasBinTable* includes configuration objects for the Delay Measurement
 383 Bin PM Session. It uses the same indexes as the *mefSoamDmCfgTable* as well as the
 384 *mefSoamDmCfgMeasBinType* and *mefSoamDmCfgMeasBinNumber*. For each row the
 385 *mefSoamDmCfgMeasBinLowerBound* is selected, which defines the lower boundary of each
 386 bin. The set of bin boundaries indicates the time range for each of the defined bins.

387 The selection of five bins via either the *mefSoamDmCfgNumMeasBinsPerFrameDelayInterval*
 388 or *mefSoamDmCfgNumMeasBinsPerInterFrameDelayVariationInterval* or
 389 *mefSoamDmCfgNumMeasBinsPerFrameDelayRangeInterval* objects, results in the set of val-
 390 ues for the *mefSoamDmCfgMeasBinLowerBound* of {0, 5000, 10000, 15000, 20000}. These
 391 values creates bins with the following lower and upper boundaries:

392

Bin number	<i>mefSoamDmCfgMeasBinLowerBound</i>	Lower boundary	Upper boundary
1	0	$\geq 0\mu\text{s}$	$< 5,000\mu\text{s}$
2	5000	$\geq 5,000\mu\text{s}$	$< 10,000\mu\text{s}$
3	10000	$\geq 10,000\mu\text{s}$	$< 15,000\mu\text{s}$
4	15000	$\geq 15,000\mu\text{s}$	$< 20,000\mu\text{s}$
5	20000	$\geq 20,000\mu\text{s}$	$< \text{infinity}$

393

Table 2 – Delay Measurement Bin Boundaries

394 6.3.3 DM Measured Statistic Table

395 The DM Measured Statistic Table, *mefSoamDmMeasuredStatsTable*, is created automatically
 396 when a DM session is created and contains the Delay Measurement statistic information from the
 397 last received SOAM PDU. It uses the same indexes as the *mefSoamDmCfgTable* table. It in-
 398 cludes the one-way and two-way measurement stats,
 399 *mefSoamDmMeasuredStatsFrameDelayTwoWay*,
 400 *mefSoamDmMeasuredStatsFrameDelayForward*,
 401 *mefSoamDmMeasuredStatsFrameDelayBackward*, the frame variation measurement stats,
 402 *mefSoamDmMeasuredStatsIfdvTwoWay*, *mefSoamDmMeasuredStatsIfdvForward*, and
 403 *mefSoamDmMeasuredStatsIfdvBackward*.

404 6.3.4 DM Current Statistic Table

405 The DM Current Statistic Table, *mefSoamDmCurrentStatsTable*, is created automatically when
 406 a DM session is created and contains the currently enabled statistic counters and statuses for the
 407 current Measurement Interval. It uses the same indexes as the *mefSoamDmCfgTable* table.

408 At the beginning of each Measurement Interval the values in the Current Statistic Table are cop-
 409 ied to a new row in the *mefSoamDmHistoryStatsTable* and the Current Statistic Table values
 410 and statuses are reset to zero and the start time is updated to the Measurement Interval start time.

411 The DM Current Statistic Table objects are organized into six categories.

- 412 • DM interval start time and elapsed time:
 - 413 ○ *mefSoamDmCurrentStatsStartTime*
 - 414 ○ *mefSoamDmCurrentStatsElapsedTime*
- 415 • DM interval suspect status:
 - 416 ○ *mefSoamDmCurrentStatsSuspect*
- 417 • DM frame delay two-way, forward, and backward min, max, and average (arithmetic
 418 mean) counters:
 - 419 ○ *mefSoamDmCurrentStatsFrameDelayTwoWayMin*
 - 420 ○ *mefSoamDmCurrentStatsFrameDelayTwoWayMax*
 - 421 ○ *mefSoamDmCurrentStatsFrameDelayTwoWayAvg*
 - 422 ○ *mefSoamDmCurrentStatsFrameDelayForwardMin*
 - 423 ○ *mefSoamDmCurrentStatsFrameDelayForwardMax*
 - 424 ○ *mefSoamDmCurrentStatsFrameDelayForwardAvg*
 - 425 ○ *mefSoamDmCurrentStatsFrameDelayBackwardMin*
 - 426 ○ *mefSoamDmCurrentStatsFrameDelayBackwardMax*
 - 427 ○ *mefSoamDmCurrentStatsFrameDelayBackwardAvg*
- 428 • DM inter frame delay variation two-way, forward, and backward min, max, and average
 429 (arithmetic mean) counters:
 - 430 ○ *mefSoamDmCurrentStatsIfdvForwardMin*

- 431 ○ *mefSoamDmCurrentStatsIfdvForwardMax*
- 432 ○ *mefSoamDmCurrentStatsIfdvForwardAvg*
- 433 ○ *mefSoamDmCurrentStatsIfdvBackwardMin*
- 434 ○ *mefSoamDmCurrentStatsIfdvBackwardMax*
- 435 ○ *mefSoamDmCurrentStatsIfdvBackwardAvg*
- 436 ○ *mefSoamDmCurrentStatsIfdvTwoWayMin*
- 437 ○ *mefSoamDmCurrentStatsIfdvTwoWayMax*
- 438 ○ *mefSoamDmCurrentStatsIfdvTwoWayAvg*
- 439 ● DM frame delay range two-way, forward, and backward, max, and average (arithmetic
- 440 mean) counters:
 - 441 ○ *mefSoamDmCurrentStatsFrameDelayRangeForwardMax*
 - 442 ○ *mefSoamDmCurrentStatsFrameDelayRangeForwardAvg*
 - 443 ○ *mefSoamDmCurrentStatsFrameDelayRangeBackwardMax*
 - 444 ○ *mefSoamDmCurrentStatsFrameDelayRangeBackwardAvg*
 - 445 ○ *mefSoamDmCurrentStatsFrameDelayRangeTwoWayMax*
 - 446 ○ *mefSoamDmCurrentStatsFrameDelayRangeTwoWayAvg*
- 447 ● DM initiated and received measurement counts:
 - 448 ○ *mefSoamDmCurrentStatsSoamPdusSent*
 - 449 ○ *mefSoamDmCurrentStatsSoamPdusReceived*

450 6.3.5 DM Current Statistic Bins Table

451 The DM Current Statistic Bins Table, *mefSoamDmCurrentStatsBinsTable*, is created automati-
 452 cally when a DM session is created and contains the currently enabled statistic bin counters for
 453 the current Measurement Interval. It uses the same indexes as the
 454 *mefSoamDmCfgMeasBinTable*.

455 At the beginning of each Measurement Interval the values in the Current Bin Statistic Table are
 456 copied to a new row, one for each bin number, in the *mefSoamDmHistoryStatsBinsTable* and
 457 the Current Statistic Bins Table values are reset to zero.

458 The DM Current Bin Statistic Table contains one object per row per bin,
 459 *mefSoamDmCurrentStatsBinsCounter*, which indicates a count in the specific bin.

460 6.3.6 DM History Statistic Table

461 The DM History Statistic Table, *mefSoamDmHistoryStatsBinsTable*, is created automatically
 462 when the first Measurement Interval completes in a DM session. A new row is created as each
 463 Measurement Interval is completed with the information from the completed
 464 *mefSoamDmCurrentStatsTable* entry. The oldest row can be deleted after a period of time, but

465 is mandatory to be persistent for 32 completed Measurement Intervals and recommended to be
466 persistent for 96 completed Measurement Intervals.

467 The DM History Statistic Table uses the same indexes as the *mefSoamDmCfgTable* table as well
468 as the one additional index, the *mefSoamDmHistoryStatsIndex* number.

469 The DM History Statistic Table contains the same five categories as the
470 *mefSoamDmCurrentStatsTable* table, except the first category is interval end time and elapsed
471 time.

472 The objects are the same except they are listed as "History" instead of "Current".

473 6.3.7 DM History Bin Statistic Table

474 The DM History Bin Statistic Table, *mefSoamDmHistoryStatsBinTable*, is created automatical-
475 ly when the first Measurement Interval completes in a DM session. One row for each bin is cre-
476 ated as each Measurement Interval is completed with the information from the completed
477 *mefSoamDmCurrentStatsBinsTable* entry. The oldest rows can be deleted after a period of time,
478 but it is mandatory to be persistent for 32 completed Measurement Intervals and recommended to
479 be persistent for 96 completed Measurement Intervals.

480 The DM History Statistic Bins Table uses the same indexes as the *mefSoamDmCfgBinsTable*
481 table as well as the one additional index the *mefSoamDmHistoryStatsIndex* number.

482 The DM History Bin Statistic Table contains the same object as the
483 *mefSoamDmCurrentStatsBinsTable* table, except it is listed as "History" instead of "Current".

484 6.4 PM MIB Threshold Configuration Objects

485 There are two threshold configuration tables: the *mefSoamDmThresholdCfgTable*, used for DM
486 thresholds, and the *mefSoamLmThresholdCfgTable*, used for the LM thresholds.

487 Each table configures a specific threshold for either the DM or LM PM Session.

488 The main purpose of the threshold notifications is to indicate when a specific performance pa-
489 rameter has not been met and to notify the EMS via an alarm.

490 If two managers try to "create" the same row at the same time, the first creation attempt would
491 succeed, the second creation attempt would result in an error. The second creation attempt would
492 then need to select a new index value to create a new row.

493 Two types of threshold crossings are supported: one that is generated when the value is above the
494 threshold during every Measurement Interval; and one that is generated when a threshold is ex-
495 ceeded (set) and again when the values falls below the threshold (clear). These two types are
496 described further below.

497 Both types of threshold crossing alarms can be supported.

498 6.4.1 Threshold Above

499 When a measurement value is above the threshold within a Measurement Interval **and** the specif-
500 ic measurement counter is enabled **and** the specific threshold is enabled **and** the threshold above

501 alarm is enabled **and** a PM MIB Above threshold notification has not already been generated
502 during this Measurement Interval, a PM MIB Above threshold notification is generated.

503 6.4.2 Threshold Set/Clear

504 When a measurement value exceeds the the threshold **and** the specific measurement counter is
505 enabled **and** the specific threshold is enabled **and** the threshold set-clear alarm is enabled **and**
506 the previous measurement value did not exceed the threshold a PM MIB Set threshold notifica-
507 tion is generated.

508 When a measurement value does not exceed the the threshold **and** the specific measurement
509 counter is enabled **and** the specific threshold is enabled **and** the threshold set-clear alarm is ena-
510 bled **and** the previous measurement value exceeded the threshold a PM MIB Clear threshold no-
511 tification is generated.

512 In the case of thresholds applied to a maximum or average (arithmetic mean) measurement coun-
513 ter, the previous measurement value is the value of the counter at the end of the preceding Meas-
514 urement Interval. In the case of thresholds applied to the last measured value, it is the previous
515 measured value.

516 6.4.3 LM Thresholds

517 The *mefSoamLmThresholdCfgTable* is configured after the LM instance is configured. Rows
518 are not automatically created. Each threshold enable is configured via the
519 *mefSoamLmThresholdCfgEnable* object, one bit for each type of threshold.

520 The following LM thresholds are supported:

- 521 • *mefSoamLmThresholdCfgMeasuredFlrForwardThreshold*
- 522 • *mefSoamLmThresholdCfgMaxFlrForwardThreshold*
- 523 • *mefSoamLmThresholdCfgAvgFlrForwardThreshold*
- 524 • *mefSoamLmThresholdCfgMeasuredFlrBackwardThreshold*
- 525 • *mefSoamLmThresholdCfgMaxFlrBackwardThreshold*
- 526 • *mefSoamLmThresholdCfgAvgFlrBackwardThreshold*
- 527 • *mefSoamLmThresholdCfgForwardHighLossThreshold*
- 528 • *mefSoamLmThresholdCfgForwardConsecutiveHighLossThreshold*
- 529 • *mefSoamLmThresholdCfgBackwardHighLossThreshold*
- 530 • *mefSoamLmThresholdCfgBackwardConsecutiveHighLossThreshold*
- 531 • *mefSoamLmThresholdCfgForwardUnavailCountThreshold*
- 532 • *mefSoamLmThresholdCfgForwardAvailRatioThreshold*
- 533 • *mefSoamLmThresholdCfgBackwardUnavailCountThreshold*
- 534 • *mefSoamLmThresholdCfgBackwardAvailRatioThreshold*

535 Maximum FLR, Unavailability, HLI, CHLI and Measured FLR thresholds are evaluated after
 536 each measurement, and threshold crossings generate a notification immediately when the thresh-
 537 old crossing is detected.

538 Average FLR thresholds and Availability Ratio are evaluated at the end of each Measurement
 539 Interval and threshold crossings generate a notification at the end of the Measurement Interval
 540 when the threshold crossing is detected.

541 For Set/Clear thresholds, the same threshold is used for setting and clearing (no hysteresis), and
 542 no objects are defined for clearing the threshold by a management action.

543 6.4.4 DM Thresholds

544 The *mefSoamDmThresholdCfgTable* is configured after the DM instance is configured. Rows
 545 are not automatically created. Each threshold enable is configured via the
 546 *mefSoamDmThresholdCfgEnable* object, one bit for each type of threshold.

547 The following DM thresholds are supported:

- 548 • *mefSoamDmThresholdCfgMeasuredFrameDelayTwoWayThreshold*
- 549 • *mefSoamDmThresholdCfgMaxFrameDelayTwoWayThreshold*
- 550 • *mefSoamDmThresholdCfgAvgFrameDelayTwoWayThreshold*
- 551 • *mefSoamDmThresholdCfgMeasuredIfdvTwoWayThreshold*
- 552 • *mefSoamDmThresholdCfgMaxIfdvTwoWayThreshold*
- 553 • *mefSoamDmThresholdCfgAvgIfdvTwoWayThreshold*
- 554 • *mefSoamDmThresholdCfgMaxFrameDelayRangeTwoWayThreshold*
- 555 • *mefSoamDmThresholdCfgAvgFrameDelayRangeTwoWayThreshol*
- 556 • *mefSoamDmThresholdCfgMeasuredFrameDelayForwardThreshold*
- 557 • *mefSoamDmThresholdCfgMaxFrameDelayForwardThreshold*
- 558 • *mefSoamDmThresholdCfgAvgFrameDelayForwardThreshold*
- 559 • *mefSoamDmThresholdCfgMeasureIfdvForwardThreshold*
- 560 • *mefSoamDmThresholdCfgMaxIfdvForwardThreshold*
- 561 • *mefSoamDmThresholdCfgAvgIfdvForwardThreshold*
- 562 • *mefSoamDmThresholdCfgMaFrameDelayRangeForwardThreshold*
- 563 • *mefSoamDmThresholdCfgAvgFrameDelayRangeForwardThreshold*
- 564 • *mefSoamDmThresholdCfgMeasuredFrameDelayBackwardThreshold*
- 565 • *mefSoamDmThresholdCfgMaxFrameDelayBackwardThreshold*
- 566 • *mefSoamDmThresholdCfgAvgFrameDelayBackwardThreshold*
- 567 • *mefSoamDmThresholdCfgMeasuredIfdvBackwardThreshold*

- 568 • *mefSoamDmThresholdCfgMaxIfdvBackwardThreshold*
- 569 • *mefSoamDmThresholdCfgAvgIfdvBackwardThreshold*
- 570 • *mefSoamDmThresholdCfgMaxFrameDelayRangeBackwardThreshold*
- 571 • *mefSoamDmThresholdCfgAvgFrameDelayRangeBackwardThreshold*

572 Maximum Frame Delay and IFDV and Measured Frame Delay and IFDV thresholds are evaluat-
 573 ed after each measurement, and threshold crossings generate a notification immediately when the
 574 threshold crossing is detected.

575 Average Frame Delay and IFDV, and the Average and Maximum Frame Delay Range thresholds
 576 are evaluated at the end of each Measurement Interval, and threshold crossings generate a notifi-
 577 cation at the end of the Measurement Interval when the threshold crossing is detected.

578 For Set/Clear thresholds, the same threshold is used for setting and clearing (no hysteresis), and
 579 no objects are defined for clearing the threshold by a management action.

580 6.5 PM MIB Notifications

581 The following objects are specific to notifications and are included in the list of objects for the
 582 specific SOAM PM notifications:

- 583 • *mefSoamPmNotificationObjDateAndTime* - contains the time and date at the time that
 584 the notification event is detected
- 585 • *mefSoamPmNotificationObjThresholdId* - contains the Object Identifier of the object
 586 that caused the generation of the threshold notification
- 587 • *mefSoamPmNotificationObjThresholdConfig* - contains the configured threshold value
 588 of the object that caused the generation of the threshold notification
- 589 • *mefSoamPmNotificationObjThresholdValue* - contains the measured value of the object
 590 at the time of generation of the notification
- 591 • *mefSoamPmNotificationObjSuspect* - contains the suspect flag for the current Measure-
 592 ment Interval in which the notification was generated
- 593 • *mefSoamPmNotificationObjCrossingType* - contains the type of notification crossing
- 594 • *mefSoamPmNotificationObjDestinationMep* - contains the MAC address of the
 595 destination MEP associated with the notification event
- 596 • *mefSoamPmNotificationObjPriority* - contains the CoS priority associated with the noti-
 597 fication event

598 The following objects configure notifications:

- 599 • *mefSoamPmNotificationCfgAlarmInterval* - contains the shortest time interval in se-
 600 conds between the generation of the same notification type per PM Session.
- 601 • *mefSoamPmNotificationCfgAlarmEnable* - Enables/Disables specific types of notifica-
 602 tion.

603 The following SOAM PM notifications can be generated:

- 604 • *mefSoamAvailabilityChange* - is sent when the state of the availability of the indicated
605 service changes
- 606 • *mefSoamLmSessionStartStop* - is sent when the state of the LM session changes
- 607 • *mefSoamDmSessionStartStop* - is sent when the state of the DM session changes
- 608 • *mefSoamPmThresholdCrossing* - is sent when the value of the threshold crossing object
609 from *mefSoamLmThresholdCfgTable* or *mefSoamDmThresholdCfgTable* as indicated
610 by the *mefSoamPmNotificationThresholdId* is crossed.

611 For a notification to be sent the applicable measurement counter needs to be enabled and for
612 threshold crossing notifications a threshold needs to be configured and crossed during a Meas-
613 urement Interval.

614 6.6 PM MIB Conformance and Compliance

615 There are two conformance items: the *mefSoamPmMibCompliances* section and the
616 *mefSoamPmMibGroups* conformance group.

617 The units of conformance are organized into the following mandatory groups:

- 618 • *mefSoamPmMepMandatoryGroup*
- 619 • *mefSoamLmCfgMandatoryGroup*
- 620 • *mefSoamLmMeasuredStatsMandatoryGroup*
- 621 • *mefSoamLmCurrentAvailStatsMandatoryGroup*
- 622 • *mefSoamLmCurrentStatsMandatoryGroup*
- 623 • *mefSoamLmHistoryAvailStatsMandatoryGroup*
- 624 • *mefSoamLmHistoryStatsMandatoryGroup*
- 625 • *mefSoamDmCfgMandatoryGroup*
- 626 • *mefSoamDmCfgMeasBinMandatoryGroup*
- 627 • *mefSoamDmCurrentStatsMandatoryGroup*
- 628 • *mefSoamDmCurrentStatsBinsMandatoryGroup*
- 629 • *mefSoamDmHistoryStatsMandatoryGroup*
- 630 • *mefSoamDmHistoryStatsBinsMandatoryGroup*
- 631 • *mefSoamLmThresholdMandatoryGroup*
- 632 • *mefSoamDmThresholdMandatoryGroup*
- 633 • *mefSoamPmNotificationsMandatoryGroup*
- 634 • *mefSoamPmNotificationCfgMandatoryGroup*
- 635 • *mefSoamPmNotificationObjMandatoryGroup*

636 The units of conformance are organized into the following optional groups:

- 637 • *mefSoamPmMepOptionalGroup*
- 638 • *mefSoamLmCfgOptionalGroup*
- 639 • *mefSoamLmMeasuredStatsOptionalGroup*
- 640 • *mefSoamLmCurrentAvailStatsOptionalGroup*
- 641 • *mefSoamLmCurrentStatsOptionalGroup*
- 642 • *mefSoamLmHistoryAvailStatsOptionalGroup*
- 643 • *mefSoamLmHistoryStatsOptionalGroup*
- 644 • *mefSoamDmCfgOptionalGroup*
- 645 • *mefSoamDmMeasuredStatsOptionalGroup*
- 646 • *mefSoamDmCurrentStatsOptionalGroup*
- 647 • *mefSoamDmHistoryStatsOptionalGroup*
- 648 • *mefSoamLmThresholdOptionalGroup*
- 649 • *mefSoamDmThresholdOptionalGroup*
- 650 • *mefSoamPmNotificationsOptionalGroup*
- 651 • *mefSoamPmNotificationObjOptionalGroup*

652 There is one compliance group, *mefSoamPmMibCompliance*, that contains all the units of con-
 653 formance groups.

654 7. SOAM PM MIB Requirements

655 The SOAM PM MIB defines the managed objects necessary to support SOAM PM functionality.
 656 Its primary point of reference is the SOAM-PM Implementation Agreement [13].

657 The SOAM PM MIB implements the SOAM PM functionality as defined in the MEF 17 [10]
 658 and the SOAM PM Implementation Agreement [13]. It includes much of the PM functionality
 659 defined in ITU-T Y.1731 [20].

660 The SOAM PM MIB is divided into the following groups:

- 661 • *mefSoamPmMep* - defines the SOAM PM local MEP objects necessary to support the
 662 general setup and configuration of SOAM PM functions at a MEP
- 663 • *mefSoamPmLmObjects* - defines the configuration objects necessary to the support the
 664 Loss Measurement session and the current and history results tables
- 665 • *mefSoamPmDmObjects* - defines the configuration objects necessary to support the De-
 666 lay Measurement session and the current and history results tables
- 667 • *mefSoamPmNotificationCfg* – defines the configuration objects necessary to control
 668 generation of SOAM PM notifications
- 669 • *mefSoamPmNotificationObj* - defines the notification objects necessary to fully define
 670 and report SOAM PM notifications

- 671 • *mefSoamPmNotifications* - defines the notifications necessary to implement the SOAM
672 PM functionality
- 673
- 674 [R1] The *mefSoamPmMep* group **SHALL** be supported for devices that are compli-
675 ant with SOAM PM functionality except for the
676 *mefSoamPmMepLmSingleEndedResponder* object.
- 677 [D1] The *mefSoamPmMep* group **SHOULD** be supported for devices that are com-
678 pliant with SOAM PM functionality.
- 679 [R2] The *mefSoamLmCfgTable* of the *mefSoamPmLmObjects* group **SHALL** be
680 supported for devices that are compliant with SOAM PM functionality except
681 for the *mefSoamLmCfgVersion*, *mefSoamLmCfgTestTlvIncluded*,
682 *mefSoamLmCfgTestTlvPattern*, *mefSoamLmCfgAlignMeasurementIntervals*,
683 *mefSoamLmCfgAvailabilityNumConsecutiveHighFlr*,
684 *mefSoamLmCfgAlignMeasurementOffset* objects.
- 685 [D2] The *mefSoamLmCfgTable* of the *mefSoamPmLmObjects* group **SHOULD** be
686 supported for devices that are compliant with SOAM PM functionality.
- 687 [R3] The *mefSoamLmMeasuredStatsTable* of the *mefSoamPmLmObjects* group
688 **SHALL** be supported for devices that are compliant with SOAM PM function-
689 ality except for the *mefSoamLmMeasuredStatsForwardFlr*,
690 *mefSoamLmMeasuredStatsBackwardFlr*,
691 *mefSoamLmMeasuredStatsAvailForwardStatus*,
692 *mefSoamLmMeasuredStatsAvailBackwardStatus* objects.
- 693 [D3] The *mefSoamLmMeasuredStatsTable* of the *mefSoamPmLmObjects* group
694 **SHOULD** be supported for devices that are compliant with SOAM PM func-
695 tionality.
- 696 [R4] The *mefSoamLmCurrentAvailStatsTable* of the *mefSoamPmLmObjects* group
697 **SHALL** be supported for devices that are compliant with SOAM PM function-
698 ality except for the *mefSoamLmCurrentAvailStatsForwardHighLoss*,
699 *mefSoamLmCurrentAvailStatsBackwardHighLoss*,
700 *mefSoamLmCurrentAvailStatsForwardConsecutiveHighLoss*,
701 *mefSoamLmCurrentAvailStatsBackwardConsecutiveHighLoss*,
702 *mefSoamLmCurrentAvailStatsForwardMinFlr*,
703 *mefSoamLmCurrentAvailStatsForwardMaxFlr*,
704 *mefSoamLmCurrentAvailStatsForwardAvgFlr*,
705 *mefSoamLmCurrentAvailStatsBackwardMinFlr*,
706 *mefSoamLmCurrentAvailStatsBackwardMaxFlr*,
707 *mefSoamLmCurrentAvailStatsBackwardAvgFlr* objects.
- 708 [D4] The *mefSoamLmCurrentAvailStatsTable* of the *mefSoamPmLmObjects* group
709 **SHOULD** be supported for devices that are compliant with SOAM PM func-
710 tionality.
- 711 [R5] The *mefSoamLmCurrentStatsTable* of the *mefSoamPmLmObjects* group
712 **SHALL** be supported for devices that are compliant with SOAM PM function-

- 713 ality except for the `mefSoamLmCurrentStatsForwardTransmittedFrames`,
 714 `mefSoamLmCurrentStatsForwardReceivedFrames`,
 715 `mefSoamLmCurrentStatsBackwardTransmittedFrames`,
 716 `mefSoamLmCurrentStatsBackwardReceivedFrames`,
 717 `mefSoamLmCurrentStatsForwardMinFlr`,
 718 `mefSoamLmCurrentStatsForwardMaxFlr`,
 719 `mefSoamLmCurrentStatsForwardAvgFlr`,
 720 `mefSoamLmCurrentStatsBackwardMinFlr`,
 721 `mefSoamLmCurrentStatsBackwardMaxFlr`,
 722 `mefSoamLmCurrentStatsBackwardAvgFlr`, objects.
- 723 [D5] The *mefSoamLmCurrentStatsTable* of the *mefSoamPmLmObjects* group
 724 **SHOULD** be supported for devices that are compliant with SOAM PM func-
 725 tionality.
- 726 [R6] The *mefSoamLmHistoryAvailStatsTable* of the *mefSoamPmLmObjects* group
 727 **SHALL** be supported for devices that are compliant with SOAM PM function-
 728 ality except for the `mefSoamLmHistoryAvailStatsForwardHighLoss`,
 729 `mefSoamLmHistoryAvailStatsBackwardHighLoss`,
 730 `mefSoamLmHistoryAvailStatsForwardConsecutiveHighLoss`,
 731 `mefSoamLmHistoryAvailStatsBackwardConsecutiveHighLoss`,
 732 `mefSoamLmHistoryAvailStatsForwardMinFlr`,
 733 `mefSoamLmHistoryAvailStatsForwardMaxFlr`,
 734 `mefSoamLmHistoryAvailStatsForwardAvgFlr`,
 735 `mefSoamLmHistoryAvailStatsBackwardMinFlr`,
 736 `mefSoamLmHistoryAvailStatsBackwardMaxFlr`,
 737 `mefSoamLmHistoryAvailStatsBackwardAvgFlr` objects.
- 738 [D6] The *mefSoamLmHistoryAvailStatsTable* of the *mefSoamPmLmObjects* group
 739 **SHOULD** be supported for devices that are compliant with SOAM PM func-
 740 tionality.
- 741 [R7] The *mefSoamLmHistoryStatsTable* of the *mefSoamPmLmObjects* group
 742 **SHALL** be supported for devices that are compliant with SOAM PM function-
 743 ality except for the `mefSoamLmHistoryStatsForwardTransmittedFrames`,
 744 `mefSoamLmHistoryStatsForwardReceivedFrames`,
 745 `mefSoamLmHistoryStatsBackwardTransmittedFrames`,
 746 `mefSoamLmHistoryStatsBackwardReceivedFrames`,
 747 `mefSoamLmHistoryStatsForwardMinFlr`,
 748 `mefSoamLmHistoryStatsForwardMaxFlr`,
 749 `mefSoamLmHistoryStatsForwardAvgFlr`,
 750 `mefSoamLmHistoryStatsBackwardMinFlr`,
 751 `mefSoamLmHistoryStatsBackwardMaxFlr`,
 752 `mefSoamLmHistoryStatsBackwardAvgFlr`, objects.
- 753 [D7] The *mefSoamLmHistoryStatsTable* of the *mefSoamPmLmObjects* group
 754 **SHOULD** be supported for devices that are compliant with SOAM PM func-
 755 tionality.

- 756 [R8] The *mefSoamDmCfgTable* of the *mefSoamPmDmObjects* group **SHALL** be
757 supported for devices that are compliant with SOAM PM functionality except
758 for the *mefSoamDmCfgVersion*, *mefSoamDmCfgTestTlvIncluded*,
759 *mefSoamDmCfgTestTlvPattern*, *mefSoamDmCfgSourceMacAddress*,
760 *mefSoamDmCfgAlignMeasurementOffset*,
761 *mefSoamDmCfgInterFrameDelayVariationSelectionOffset* objects.
- 762 [D8] The *mefSoamDmCfgTable* of the *mefSoamPmDmObjects* group **SHOULD** be
763 supported for devices that are compliant with SOAM PM functionality.
- 764 [R9] The *mefSoamDmCfgMeasBinTable* of the *mefSoamPmDmObjects* group
765 **SHALL** be supported for devices that are compliant with SOAM PM function-
766 ality.
- 767 [D9] The *mefSoamDmMeasuredStatsTable* of the *mefSoamPmDmObjects* group
768 **SHOULD** be supported for devices that are compliant with SOAM PM func-
769 tionality.
- 770 [R10] The *mefSoamDmCurrentStatsTable* of the *mefSoamPmDmObjects* group
771 **SHALL** be supported for devices that are compliant with SOAM PM function-
772 ality except for the *mefSoamDmCurrentStatsIfdvTwoWayMin*,
773 *mefSoamDmCurrentStatsIfdvTwoWayMax*,
774 *mefSoamDmCurrentStatsIfdvTwoWayAvg*,
775 *mefSoamDmCurrentStatsFrameDelayRangeTwoWayMax*,
776 *mefSoamDmCurrentStatsFrameDelayRangeTwoWayAvg* objects.
- 777 [D10] The *mefSoamDmCurrentStatsTable* of the *mefSoamPmDmObjects* group
778 **SHOULD** be supported for devices that are compliant with SOAM PM func-
779 tionality.
- 780 [R11] The *mefSoamDmCurrentStatsBinsTable* of the *mefSoamPmDmObjects* group
781 **SHALL** be supported for devices that are compliant with SOAM PM function-
782 ality.
- 783 [R12] The *mefSoamDmHistoryStatsTable* of the *mefSoamPmDmObjects* group
784 **SHALL** be supported for devices that are compliant with SOAM PM function-
785 ality except for the *mefSoamDmHistoryStatsIfdvTwoWayMin*,
786 *mefSoamDmHistoryStatsIfdvTwoWayMax*,
787 *mefSoamDmHistoryStatsIfdvTwoWayAvg*,
788 *mefSoamDmHistoryStatsFrameDelayRangeTwoWayMax*,
789 *mefSoamDmHistoryStatsFrameDelayRangeTwoWayAvg* objects.
- 790 [D11] The *mefSoamDmHistoryStatsTable* of the *mefSoamPmDmObjects* group
791 **SHOULD** be supported for devices that are compliant with SOAM PM func-
792 tionality.
- 793 [R13] The *mefSoamDmHistoryStatsBinsTable* of the *mefSoamPmDmObjects* group
794 **SHALL** be supported for devices that are compliant with SOAM PM function-
795 ality.
- 796 [R14] The *mefSoamLmThresholdCfgTable* of the *mefSoamPmLmObjects* group
797 **SHALL** be supported for devices that are compliant with SOAM PM function-

- 798 ality except for the *mefSoamLmThresholdCfgForwardHighLossThreshold*,
799 *mefSoamLmThresholdCfgForwardConsecutiveHighLossThreshold*,
800 *mefSoamLmThresholdCfgBackwardHighLossThreshold*,
801 *mefSoamLmThresholdCfgBackwardConsecutiveHighLossThreshold*,
802 *mefSoamLmThresholdCfgMeasuredFlrForwardThreshold*,
803 *mefSoamLmThresholdCfgMeasuredFlrBackwardThreshold* objects.
- 804 **[D12]** The *mefSoamLmThresholdCfgTable* of the *mefSoamPmLmObjects* group
805 **SHOULD** be supported for devices that are compliant with SOAM PM func-
806 tionality.
- 807 **[R15]** The *mefSoamDmThresholdCfgTable* of the *mefSoamPmDmObjects* group
808 **SHALL** be supported for devices that are compliant with SOAM PM function-
809 ality except for the
810 *mefSoamDmThresholdCfgMeasuredIfdvTwoWayThreshold*,
811 *mefSoamDmThresholdCfgMeasuredFrameDelayForwardThreshold*,
812 *mefSoamDmThresholdCfgMeasuredIfdvForwardThreshold*,
813 *mefSoamDmThresholdCfgMeasuredFrameDelayBackwardThreshold*,
814 *mefSoamDmThresholdCfgMeasuredIfdvBackwardThreshold*,
815 *mefSoamDmThresholdCfgMeasuredFrameDelayTwoWayThreshold*,
816 *mefSoamDmThresholdCfgMaxIfdvTwoWayThreshold*,
817 *mefSoamDmThresholdCfgAvgIfdvTwoWayThreshold*,
818 *mefSoamDmThresholdCfgMaxFrameDelayRangeTwoWayThreshold*,
819 *mefSoamDmThresholdCfgAvgFrameDelayRangeTwoWayThreshold* objects.
- 820 **[D13]** The *mefSoamDmThresholdCfgTable* of the *mefSoamPmDmObjects* group
821 **SHOULD** be supported for devices that are compliant with SOAM PM func-
822 tionality.
- 823 **[R16]** The *mefSoamPmNotificationCfg* group **SHALL** be supported for devices that
824 are compliant with SOAM PM functionality.
- 825 **[R17]** The *mefSoamPmNotificationObj* group **SHALL** be supported for devices that
826 are compliant with SOAM PM functionality, except for the
827 *mefSoamPmNotificationObjThresholdConfig*,
828 *mefSoamPmNotificationObjThresholdId*,
829 *mefSoamPmNotificationObjThresholdValue*,
830 *mefSoamPmNotificationObjCrossingType* objects.
- 831 **[D14]** The *mefSoamPmNotificationObj* group **SHOULD** be supported for devices
832 that are compliant with SOAM PM functionality.
- 833 **[R18]** The *mefSoamPmNotifications* group **SHALL** be supported for devices that are
834 compliant with SOAM PM functionality, except for the
835 *mefSoamPmThresholdCrossingAlarm* object.
- 836 **[D15]** The *mefSoamPmNotifications* group **SHOULD** be supported for devices that
837 are compliant with SOAM PM functionality.
838

839 **8. SOAM PM MIB Definitions**

```

840
841 MEF-SOAM-PM-MIB DEFINITIONS ::= BEGIN
842     IMPORTS
843         NOTIFICATION-TYPE, MODULE-IDENTITY, OBJECT-TYPE, Unsigned32,
844         Gauge32, enterprises
845             FROM SNMPv2-SMI          -- RFC 2578
846         RowStatus, TruthValue, MacAddress, DateAndTime, TimeInterval
847             FROM SNMPv2-TC          -- RFC 2579
848     OBJECT-GROUP, NOTIFICATION-GROUP, MODULE-COMPLIANCE
849         FROM SNMPv2-CONF          -- RFC 2580
850     dotlagCfmMdIndex, dotlagCfmMaIndex, dotlagCfmMepIdentifier, dotlagCfmMepEntry,
851     DotlafCfmIndexIntegerNextFree, DotlagCfmMepIdOrZero
852         FROM IEEE8021-CFM-MIB     -- IEEE 802.1ag
853     IEEE8021PriorityValue
854         FROM IEEE8021-TC-MIB     -- IEEE 802.1ag
855     MefSoamTcOperationTimeType, MefSoamTcDataPatternType, MefSoamTcTestPatternType,
856     MefSoamTcAvailabilityType, MefSoamTcDelayMeasurementBinType,
857     MefSoamTcMeasurementPeriodType, MefSoamTcSessionType, MefSoamTcStatusType
858         FROM MEF-SOAM-TC-MIB;
859
860     mefSoamPmMib MODULE-IDENTITY
861         LAST-UPDATED      "201201131200Z" -- January 13, 2012
862         ORGANIZATION     "Metro Ethernet Forum"
863         CONTACT-INFO
864             "Web URL: http://metroethernetforum.org/
865             E-mail: mibs@metroethernetforum.org
866             Postal: Metro Ethernet Forum
867                 6033 W. Century Boulevard, Suite 830
868                 Los Angeles, CA 90045
869                 U.S.A.
870             Phone: +1 310-642-2800
871             Fax: +1 310-642-2808"
872         DESCRIPTION
873             "This MIB module contains the management objects for the
874             management of Ethernet Services Operations, Administration
875             and Maintenance for Performance Monitoring.
876
877             Copyright 2010, 2011, 2012 Metro Ethernet Forum
878             All rights reserved.
879
880             *****
881             Reference Overview
882
883             A number of base documents have been used to create the Textual Conventions
884             MIB, the SOAM-PM MIB and SOAM-FM extension MIB. The following are the
885             abbreviations for the baseline documents:
886
887             [CFM] refers to 'Connectivity Fault Management', IEEE 802.1ag-2007,
888                 December 2007
889             [MEF7.1] refers to MEF 7.1 'Phase 2 EMS-NMS Information Model',
890                 October 2009
891             [MEF17] refers to MEF 17 'Service OAM Requirements & Framework - Phase 1',
892                 April 2007
893             [MEF10.2.1] refers to MEF 10.2.1 'Ethernet Services Attributes Phase 2',
894                 January 2011
895             [MEF SOAM-PM] refers to MEF 35 'Service OAM Performance Monitoring
896                 Implementation Agreement', January 2012
897             [MEF SOAM-FM] refers to MEF 30 'Service OAM Fault Management Implementation
898                 Agreement', January 2011

```

899 [Q.840.1] refers to 'ITU-T Requirements and analysis for NMS-EMS
 900 management interface of Ethernet over Transport and Metro Ethernet
 901 Network (EoT/MEN)', March 2007
 902 [Y.1731] refers to ITU-T Y.1731 'OAM functions and mechanisms for Ethernet
 903 based networks', February 2011
 904 *****
 905
 906 Abbreviations Used
 907
 908 Term Definition
 909 Availability Performance A measure of the percentage of time within a
 910 specified time interval during which the frame loss is small
 911 Backward OAM information sent from the Responder MEP to the Controller MEP. For
 912 LM it indicates the frame counts/loss from the Responder MEP to the
 913 Controller MEP. For DM is indicates the delay and delay variation
 914 from the Responder MEP to the Controller MEP.
 915 BSS Business Support System
 916 CCM Continuity Check Message
 917 CFM Connectivity Fault Management
 918 CHLI Consecutive High Loss Interval, a sequence of small time intervals
 919 contained in T, each with high frame loss ratio
 920 Controller MEP The Controller MEP initiates SOAM PDUs, and receives responses
 921 from the Responder MEP.
 922 CoS Class of Service
 923 DM Delay Measurement
 924 Dual-Ended A type of process where a MEP sends measurement information to a peer
 925 MEP that will perform the calculations.
 926 EMS Element Management System
 927 ETH-DM Ethernet Delay Measurement function
 928 ETH-LM Ethernet Loss Measurement function
 929 ETH-SLM Ethernet Synthetic Frame Loss Measurement function
 930 EVC Ethernet Virtual Connection
 931 FD Frame Delay
 932 FDR Frame Delay Range
 933 FLR Frame Loss Ratio
 934 FM Fault Management
 935 Forward OAM information sent from the Controller MEP to the Responder MEP.
 936 For LM it indicates the frame counts/loss from the Controller MEP
 937 to the Responder MEP. For DM is indicates the delay and delay
 938 variation from the Controller MEP to the Responder MEP.
 939 HLI High Loss Interval, a small time interval contained in T with a
 940 high frame loss ratio
 941 IEEE Institute of Electrical and Electronics Engineers
 942 IETF Internet Engineering Task Force
 943 IFDV Inter-Frame Delay Variation
 944 ITU-T International Telecommunication Union - Telecommunication
 945 Standardization Bureau
 946 LAN Local Area Network
 947 LM Loss Measurement
 948 MAC Media Access Control
 949 MA Maintenance Association (equivalent to a MEG)
 950 MD Maintenance Domain (equivalent to a OAM Domain in MEF 17)
 951 MD Level Maintenance Domain Level (equivalent to a MEG level)
 952 ME Maintenance Entity
 953 Measurement Bin A Measurement Bin is a counter that stores the number of
 954 performance measurements falling within a specified range, during
 955 a Measurement Interval
 956 Measurement Interval A period of time during which measurements are taken.
 957 Measurements initiated during one Measurement Interval are kept
 958 separate from measurements taken during other Measurement Intervals.
 959 It is important to note that this is different from T.
 960 MEF Metro Ethernet Forum
 961 MEG Maintenance Entity Group (equivalent to a MA)
 962 MEG Level Maintenance Entity Group Level (equivalent to MD Level)

963	MEN	Metro Ethernet Network
964	MEP	Maintenance Association End Point or MEG End Point
965	MFD	Mean Frame Delay
966	MIB	Management Information Base
967	MIP	Maintenance Domain Intermediate Point or MEG Intermediate Point
968	MP	Maintenance Point. One of either a MEP or a MIP
969	NE	Network Element
970	NMS	Network Management System
971	OAM	Operations, Administration, and Maintenance
972	On-Demand	OAM actions that are initiated via manual intervention for a limited
973		time to carry out diagnostics. On-Demand OAM can result in
974		singular or periodic OAM actions during the diagnostic time
975		interval
976	One-way	A measurement performed in the forward or backward direction. For
977		example from MEP A to MEP B or from MEP B to MEP A.
978	OSS	Operations Support System
979	PDU	Protocol Data Unit
980	PM	Performance Monitoring
981	PM Function	A MEP capability specified for performance monitoring purposes
982		(e.g., Single-Ended Delay, Single-Ended Synthetic Loss)
983	PM Session	A PM Session is the application of a given PM Function between a given
984		pair of MEPs and using a given CoS Frame Set over some (possibly
985		indefinite) period of time.
986	PM Solution	A PM Solution is a set of related requirements that when implemented
987		allow a given set of performance metrics to be measured using a
988		given set of PM functions.
989	PM Tool	A generic term used to discuss the application of a PM Function.
990	Proactive	OAM actions that are carried on continuously to permit timely reporting
991		of fault and/or performance status.
992	Resiliency	Performance The number of High Loss Intervals and Consecutive High
993		Loss Intervals in T
994	Responder MEP	In a single-ended session, the Responder MEP receives SOAM PDUs,
995		from the Controller MEP, and transmits a response to the
996		Controller MEP. SOAM-PM
997	RFC	Request for Comment
998	Service Frame	An Ethernet frame transmitted across the UNI toward the Service
999		Provider or an Ethernet frame transmitted across the UNI toward
1000		the Subscriber
1001	Single-Ended	A type of process where a MEP sends a measurement request and the
1002		peer MEP replies with the requested information so the originating
1003		MEP can calculate the measurement.
1004	Sink MEP	In a dual-ended session, the Sink MEP receives SOAM PDUs, from the
1005		Controller MEP and performs the performance calculations.
1006	SLM	Synthetic Loss Measurement
1007	SNMP	Simple Network Management Protocol
1008	SNMP Agent	An SNMP entity containing one or more command responder and/or
1009		notification originator applications (along with their associated
1010		SNMP engine). Typically implemented in an NE.
1011	SNMP Manager	An SNMP entity containing one or more command generator and/or
1012		notification receiver applications (along with their associated
1013		SNMP engine). Typically implemented in an EMS or NMS.
1014	SOAM	Service OAM
1015	SOAM PDU	Service OAM frame, or Protocol Data Unit. Specifically, those PDUs
1016		defined in [IEEE 802.lag], [ITU-T Y.1731], or MEF specifications
1017	Synthetic Traffic	SOAM traffic that emulates service traffic in order to measure
1018		the performance experience. Delay measurements must use synthetic
1019		traffic, because user traffic does not contain standardized
1020		timestamp fields. Other measurements, such as Frame Loss, may also
1021		use synthetic frames for certain advantages (e.g., ability to
1022		measure loss in multipoint services).
1023	T	Time Interval for SLS Metrics. The time over which a Performance
1024		Metric is defined. T is at least as large as the Measurement
1025		Interval, and generally consists of multiple Measurement

```

1026         Intervals.
1027 TC         Textual Conventions
1028 TLV         Type Length Value, a method of encoding Objects
1029 Two-way     A measurement of the performance of frames that flow from the
1030             Controller MEP to Responder MEP and back again.
1031 UML         Unified Modeling Language
1032 UTC         Coordinated Universal Time
1033 UNI         User-to-Network Interface
1034 VLAN        Virtual LAN
1035
1036 "
1037     REVISION     "201201131200Z" -- January 13, 2012
1038     DESCRIPTION
1039         "Initial Version."
1040     ::= { enterprises mef(15007) mefSoam(1) 3 }
1041
1042 -- *****
1043 -- Object definitions in the SOAM PM MIB Module
1044 -- *****
1045 mefSoamPmNotifications OBJECT IDENTIFIER ::= { mefSoamPmMib 0 }
1046 mefSoamPmMibObjects    OBJECT IDENTIFIER ::= { mefSoamPmMib 1 }
1047 mefSoamPmMibConformance OBJECT IDENTIFIER ::= { mefSoamPmMib 2 }
1048
1049 -- *****
1050 -- Groups in the SOAM PM MIB Module
1051 -- *****
1052 mefSoamPmMep                OBJECT IDENTIFIER ::= { mefSoamPmMibObjects 1 }
1053 mefSoamPmLmObjects          OBJECT IDENTIFIER ::= { mefSoamPmMibObjects 2 }
1054 mefSoamPmDmObjects          OBJECT IDENTIFIER ::= { mefSoamPmMibObjects 3 }
1055 mefSoamPmNotificationCfg    OBJECT IDENTIFIER ::= { mefSoamPmMibObjects 4 }
1056 mefSoamPmNotificationObj    OBJECT IDENTIFIER ::= { mefSoamPmMibObjects 5 }
1057
1058 -- *****
1059 -- Ethernet MEP Performance Monitoring Configuration
1060 -- *****
1061
1062 mefSoamPmMepTable OBJECT-TYPE
1063     SYNTAX      SEQUENCE OF MefSoamPmMepEntry
1064     MAX-ACCESS  not-accessible
1065     STATUS      current
1066     DESCRIPTION
1067         "This table is an extension of the dotlagCfmMepTable and rows
1068         are automatically added or deleted from this table based upon row
1069         creation and destruction of the dotlagCfmMepTable.
1070
1071         This table represents the local MEP PM configuration table. The
1072         primary purpose of this table is provide local parameters for the
1073         SOAM PM function found in [Y.1731] and [MEF SOAM-PM] and instantiated
1074         at a MEP.
1075     "
1076     REFERENCE
1077         "[Y.1731], [MEF SOAM-PM]"
1078     ::= { mefSoamPmMep 1 }
1079
1080 mefSoamPmMepEntry OBJECT-TYPE
1081     SYNTAX      MefSoamPmMepEntry
1082     MAX-ACCESS  not-accessible
1083     STATUS      current
1084     DESCRIPTION
1085         "The conceptual row of mefSoamPmMepTable."
1086     AUGMENTS {
1087         dotlagCfmMepEntry
1088     }
1089     ::= { mefSoamPmMepTable 1 }

```

```

1090
1091 MefSoamPmMepEntry ::= SEQUENCE {
1092     mefSoamPmMepOperNextIndex          Dot1afCfmIndexIntegerNextFree,
1093     mefSoamPmMepLmSingleEndedResponder TruthValue,
1094     mefSoamPmMepSlmSingleEndedResponder TruthValue,
1095     mefSoamPmMepDmSingleEndedResponder TruthValue
1096 }
1097
1098 mefSoamPmMepOperNextIndex OBJECT-TYPE
1099     SYNTAX          Dot1afCfmIndexIntegerNextFree
1100     MAX-ACCESS     read-only
1101     STATUS         current
1102     DESCRIPTION
1103         "This object contains an unused value for a PM session number on a
1104         MEP that can be used for either LM or DM sessions, or a zero to
1105         indicate that none exist. This value needs to be read in order to
1106         find an available index for row-creation of a PM session on a MEP and
1107         then used when a row is created. This value is automatically updated
1108         by the SNMP Agent after the row is created.
1109
1110         Referential integrity is necessary, i.e., the index needs to be
1111         persistent upon a reboot or restart of a device. The index
1112         is never to be reused for other PM sessions on the same MEP while this
1113         session is active, or until it wraps to zero. The index value keeps
1114         increasing up to that time. This is to facilitate access control based
1115         on a fixed index for an EMS, since the index is not reused.
1116
1117         This object is an extension of the dotlagCfmMepTable and the object is
1118         automatically added or deleted based upon row creation and destruction
1119         of the dotlagCfmMepTable.
1120         "
1121     ::= { mefSoamPmMepEntry 1 }
1122
1123 mefSoamPmMepLmSingleEndedResponder OBJECT-TYPE
1124     SYNTAX          TruthValue
1125     MAX-ACCESS     read-write
1126     STATUS         current
1127     DESCRIPTION
1128         "This object specifies whether the Loss Measurement (LMM) single-ended
1129         Responder is enabled.
1130
1131         The value 'true' indicates the single-ended Loss Measurement Responder
1132         is enabled and if a LMM message is received a LMR will be sent in reply.
1133
1134         The value 'false' indicates the single-ended Loss Measurement Responder
1135         is disabled. If a LMM message is received no response will be sent and
1136         the message will be discarded.
1137
1138         This object needs to be persistent upon reboot or restart of a device.
1139
1140         A MEP can be both a single-ended Responder and Controller simultaneously.
1141         "
1142     DEFVAL { true }
1143     ::= { mefSoamPmMepEntry 2 }
1144
1145 mefSoamPmMepSlmSingleEndedResponder OBJECT-TYPE
1146     SYNTAX          TruthValue
1147     MAX-ACCESS     read-write
1148     STATUS         current
1149     DESCRIPTION
1150         "This object specifies whether the Synthetic Loss Measurement (SLM)
1151         single-ended Responder is enabled.
1152
1153         The value 'true' indicates the single-ended SLM Responder is enabled and

```

```

1154         if a SLM message is received a SLR will be sent in reply.
1155
1156         The value 'false' indicates the single-ended SLM Responder is disabled.
1157         If a SLM message is received no response will be sent and the message
1158         will be discarded.
1159
1160         This object needs to be persistent upon reboot or restart of a device.
1161
1162         A MEP can be both a single-ended Responder and Controller simultaneously.
1163     "
1164     DEFVAL { true }
1165     ::= { mefSoamPmMepEntry 3 }
1166
1167 mefSoamPmMepDmSingleEndedResponder OBJECT-TYPE
1168     SYNTAX      TruthValue
1169     MAX-ACCESS  read-write
1170     STATUS      current
1171     DESCRIPTION
1172         "This object specifies whether the Delay Measurement (DMM) single
1173         ended Responder is enabled.
1174
1175         The value 'true' indicates the single-ended Delay Measurement Responder
1176         is enabled and if a DMM message is received a DMR will be sent in reply.
1177
1178         The value 'false' indicates the single-ended Delay Measurement Responder
1179         is disabled. If a DMM message is received no response will be sent and
1180         the message will be discarded.
1181
1182         This object needs to be persistent upon reboot or restart of a device.
1183
1184         A MEP can be both a single-ended Responder and Controller simultaneously.
1185     "
1186     DEFVAL { true }
1187     ::= { mefSoamPmMepEntry 4 }
1188
1189 -- *****
1190 -- Ethernet Loss Measurement Configuration Table
1191 -- *****
1192
1193 mefSoamLmCfgTable OBJECT-TYPE
1194     SYNTAX      SEQUENCE OF MefSoamLmCfgEntry
1195     MAX-ACCESS  not-accessible
1196     STATUS      current
1197     DESCRIPTION
1198         "This table includes configuration objects and operations for the
1199         Frame Loss Measurement function defined in [Y.1731] and [MEF SOAM-PM].
1200
1201         Each row in the table represents a Loss Measurement session for
1202         the defined MEP. This table uses four indices. The first three indices
1203         are the indices of the Maintenance Domain, MaNet, and MEP tables. The
1204         fourth index is the specific LM session on the selected MEP. A
1205         Loss Measurement session is created on an existing MEP by first
1206         accessing the mefSoamPmMepOperNextIndex object and using this value as
1207         the mefSoamLmCfgIndex in the row creation.
1208
1209         Some writable objects in this table are only applicable in certain cases
1210         (as described under each object), and attempts to write values for them
1211         in other cases will be ignored.
1212
1213         The writable objects in this table need to be persistent upon reboot
1214         or restart of a device.
1215     "
1216     REFERENCE
1217         "[MEF SOAM-PM] R68; [Y.1731]"

```



```

1218 ::= { mefSoamPmLmObjects 1 }
1219
1220 mefSoamLmCfgEntry OBJECT-TYPE
1221     SYNTAX      MefSoamLmCfgEntry
1222     MAX-ACCESS  not-accessible
1223     STATUS      current
1224     DESCRIPTION
1225         "The conceptual row of mefSoamLmCfgTable."
1226     INDEX { dotlagCfmMdIndex,
1227            dotlagCfmMaIndex,
1228            dotlagCfmMepIdentifier,
1229            mefSoamLmCfgIndex
1230          }
1231 ::= { mefSoamLmCfgTable 1 }
1232
1233 MefSoamLmCfgEntry ::= SEQUENCE {
1234     mefSoamLmCfgIndex                Unsigned32,
1235     mefSoamLmCfgType                 INTEGER,
1236     mefSoamLmCfgVersion              Unsigned32,
1237     mefSoamLmCfgEnabled              TruthValue,
1238     mefSoamLmCfgMeasurementEnable   BITS,
1239     mefSoamLmCfgMessagePeriod       MefSoamTcMeasurementPeriodType,
1240
1241     mefSoamLmCfgPriority              IEEE8021PriorityValue,
1242     mefSoamLmCfgFrameSize            Unsigned32,
1243     mefSoamLmCfgDataPattern         MefSoamTcDataPatternType,
1244     mefSoamLmCfgTestTlvIncluded     TruthValue,
1245     mefSoamLmCfgTestTlvPattern     MefSoamTcTestPatternType,
1246     mefSoamLmCfgMeasurementInterval Unsigned32,
1247     mefSoamLmCfgNumIntervalsStored  Unsigned32,
1248
1249     mefSoamLmCfgDestMacAddress       MacAddress,
1250     mefSoamLmCfgDestMepId           DotlagCfmMepIdOrZero,
1251     mefSoamLmCfgDestIsMepId        TruthValue,
1252
1253     mefSoamLmCfgStartTimeType       MefSoamTcOperationTimeType,
1254     mefSoamLmCfgFixedStartDateAndTime DateAndTime,
1255     mefSoamLmCfgRelativeStartTime   TimeInterval,
1256     mefSoamLmCfgStopTimeType       MefSoamTcOperationTimeType,
1257     mefSoamLmCfgFixedStopDateAndTime DateAndTime,
1258     mefSoamLmCfgRelativeStopTime   TimeInterval,
1259     mefSoamLmCfgRepetitionTime     Unsigned32,
1260     mefSoamLmCfgAlignMeasurementIntervals TruthValue,
1261     mefSoamLmCfgAlignMeasurementOffset Unsigned32,
1262
1263     mefSoamLmCfgAvailabilityMeasurementInterval Unsigned32,
1264     mefSoamLmCfgAvailabilityNumConsecutiveMeasPdus Unsigned32,
1265     mefSoamLmCfgAvailabilityFlrThreshold Unsigned32,
1266     mefSoamLmCfgAvailabilityNumConsecutiveIntervals Unsigned32,
1267     mefSoamLmCfgAvailabilityNumConsecutiveHighFlr Unsigned32,
1268
1269     mefSoamLmCfgSessionType         MefSoamTcSessionType,
1270     mefSoamLmCfgSessionStatus      MefSoamTcStatusType,
1271
1272     mefSoamLmCfgHistoryClear        TruthValue,
1273     mefSoamLmCfgRowStatus          RowStatus
1274 }
1275
1276 mefSoamLmCfgIndex
1277 OBJECT-TYPE
1278     SYNTAX      Unsigned32(1..4294967295)
1279     MAX-ACCESS  not-accessible
1280     STATUS      current
1281     DESCRIPTION

```



```

1282     "An index to the Loss Measurement Configuration table which indicates
1283     the specific measurement session for the MEP.
1284
1285     mefSoamPmMepOperNextIndex needs to be inspected to find an
1286     available index for row-creation.
1287
1288     Referential integrity is necessary, i.e., the index needs to be
1289     persistent upon a reboot or restart of a device. The index
1290     is never reused for other PM sessions on the same MEP while this
1291     session is active. The index value keeps increasing until it
1292     wraps to 0. This is to facilitate access control based
1293     on a fixed index for an EMS, since the index is not reused.
1294     "
1295     ::= { mefSoamLmCfgEntry 1 }
1296
1297 mefSoamLmCfgType OBJECT-TYPE
1298     SYNTAX      INTEGER {
1299                 lmLmm      (1),
1300                 lmSlm      (2),
1301                 lmCcm      (3)
1302             }
1303     MAX-ACCESS  read-create
1304     STATUS      current
1305     DESCRIPTION
1306         "This object specifies what type of Loss Measurement
1307         will be performed.
1308
1309         lmLmm(1)          LMM SOAM PDU generated and received LMR responses tracked
1310         lmSlm(2)          SLM SOAM PDU generated and received SLR responses tracked
1311         lmCcm(3)          CCM SOAM PDU generated and received CCM PDUs tracked
1312
1313         The lmSlm value is required. The lmLmm and lmCcm values are optional.
1314
1315         The lmCcm loss measurement values are only valid for a point-to-point
1316         MEG. Multipoint MEGs may give unreliable loss measurements.
1317
1318         This object can only be written at row creation time and cannot be
1319         modified once it has been created.
1320     "
1321     REFERENCE
1322         "[Y.1731] [MEF SOAM-PM] R51, R68, O7, R102"
1323     DEFVAL { lmSlm }
1324     ::= { mefSoamLmCfgEntry 2 }
1325
1326 mefSoamLmCfgVersion OBJECT-TYPE
1327     SYNTAX      Unsigned32
1328     MAX-ACCESS  read-create
1329     STATUS      current
1330     DESCRIPTION
1331         "This object indicates the version of the PDUs used to perform
1332         Loss Measurement.
1333
1334         The value is placed in the Version field of the PDU and indicates
1335         that the PDU format used is the format defined in Y.1731 with
1336         that version.
1337
1338         The exact PDUs to use are specified by this object in combination with
1339         mefSoamLmCfgType.
1340
1341         This object can only be written at row creation time and cannot be
1342         modified once it has been created.
1343     "
1344     REFERENCE
1345         "[Y.1731]"

```

```

1346     DEFVAL { 0 }
1347     ::= { mefSoamLmCfgEntry 3 }
1348
1349 mefSoamLmCfgEnabled OBJECT-TYPE
1350     SYNTAX      TruthValue
1351     MAX-ACCESS  read-create
1352     STATUS      current
1353     DESCRIPTION
1354         "This object specifies whether the Loss Measurement session
1355         is enabled.
1356
1357         The value 'true' indicates the Loss Measurement session is enabled and
1358         SOAM PDUs are sent and/or measurements are collected when the session
1359         is running according to the scheduling objects (start time, stop time,
1360         etc.).
1361
1362         The value 'false' indicates the Loss Measurement session is disabled
1363         and SOAM PDUs are not sent and/or measurements collected.
1364
1365         For a Loss Measurement session to be removed the row is
1366         deleted in order to release internal resources.
1367
1368         This object can written/modified after row creation time.
1369
1370         If the LM session is enabled it resumes after shutdown/restart.
1371
1372         If the LM session is disabled the current Measurement Interval is
1373         stopped, if it in process at the time, and all the in process calculations
1374         for the partially completed Measurement Interval are finalized.
1375
1376         This object does not affect whether the single-ended Responder is
1377         enabled or not, which is enabled or disabled by the
1378         mefSoamPmMepLmSingleEndedResponder and
1379         mefSoamPmMepSlmSingleEndedResponder objects.
1380     "
1381     REFERENCE
1382         "[MEF SOAM-PM] R4, R5, R6, O1, R12, R14"
1383     DEFVAL { true }
1384     ::= { mefSoamLmCfgEntry 4 }
1385
1386 mefSoamLmCfgMeasurementEnable OBJECT-TYPE
1387     SYNTAX      BITS {
1388                 bForwardTransmittedFrames(0),
1389                 bForwardReceivedFrames(1),
1390                 bForwardMinFlr(2),
1391                 bForwardMaxFlr(3),
1392                 bForwardAvgFlr(4),
1393                 bBackwardTransmittedFrames(5),
1394                 bBackwardReceivedFrames(6),
1395                 bBackwardMinFlr(7),
1396                 bBackwardMaxFlr(8),
1397                 bBackwardAvgFlr(9),
1398                 bSoamPdusSent(10),
1399                 bSoamPdusReceived(11),
1400
1401                 bAvailForwardHighLoss(12),
1402                 bAvailForwardConsecutiveHighLoss(13),
1403                 bAvailForwardAvailable(14),
1404                 bAvailForwardUnavailable(15),
1405                 bAvailForwardMinFlr(16),
1406                 bAvailForwardMaxFlr(17),
1407                 bAvailForwardAvgFlr(18),
1408
1409                 bAvailBackwardHighLoss(19),

```

```

1410         bAvailBackwardConsecutiveHighLoss(20),
1411         bAvailBackwardAvailable(21),
1412         bAvailBackwardUnavailable(22),
1413         bAvailBackwardMinFlr(23),
1414         bAvailBackwardMaxFlr(24),
1415         bAvailBackwardAvgFlr(25),
1416
1417         bMeasuredStatsForwardMeasuredFlr(26),
1418         bMeasuredStatsBackwardMeasuredFlr(27),
1419         bMeasuredStatsAvailForwardStatus(28),
1420         bMeasuredStatsAvailBackwardStatus(29)
1421     }
1422     MAX-ACCESS    read-create
1423     STATUS        current
1424     DESCRIPTION
1425     "A vector of bits that indicates the type of SOAM LM counters found
1426     in the mefSoamLmMeasuredStatsTable, mefSoamLmCurrentStatsTable,
1427     mefSoamLmHistoryStatsTable, mefSoamLmCurrentAvailStatsTable and
1428     mefSoamLmHistoryAvailStatsTable that are enabled.
1429
1430     A bit set to '1' enables the specific SOAM LM counter. A bit set to
1431     '0' disables the SOAM LM counter.
1432
1433     If a particular SOAM LM counter is not supported the BIT value is
1434     set to '0'.
1435
1436     Not all SOAM LM counters are supported for all SOAM LM types.
1437
1438     This object can only be written at row creation time and cannot be
1439     modified once it has been created.
1440
1441     bForwardTransmittedFrames(0)
1442         Enables/disables the mefSoamLmCurrentStatsForwardTransmittedFrames
1443         and mefSoamLmHistoryStatsForwardTransmittedFrames counters.
1444     bForwardReceivedFrames(1)
1445         Enables/disables the mefSoamLmCurrentStatsForwardReceivedFrames
1446         and mefSoamLmHistoryStatsForwardReceivedFrames counters.
1447     bForwardMinFlr(2)
1448         Enables/disables the mefSoamLmCurrentStatsForwardMinFlr
1449         and mefSoamLmHistoryStatsForwardMinFlr counters.
1450     bForwardMaxFlr(3)
1451         Enables/disables the mefSoamLmCurrentStatsForwardMaxFlr
1452         and mefSoamLmHistoryStatsForwardMaxFlr counters.
1453     bForwardAvgFlr(4)
1454         Enables/disables the mefSoamLmCurrentStatsForwardAvgFlr
1455         and mefSoamLmHistoryStatsForwardAvgFlr counters.
1456     bBackwardTransmittedFrames(5)
1457         Enables/disables the mefSoamLmCurrentStatsBackwardTransmittedFrames
1458         and mefSoamLmHistoryStatsBackwardTransmittedFrames counters.
1459     bBackwardReceivedFrames(6)
1460         Enables/disables the mefSoamLmCurrentStatsBackwardReceivedFrames
1461         and mefSoamLmHistoryStatsBackwardReceivedFrames counters.
1462     bBackwardMinFlr(7)
1463         Enables/disables the mefSoamLmCurrentStatsBackwardMinFlr
1464         and mefSoamLmHistoryStatsBackwardMinFlr counters.
1465     bBackwardMaxFlr(8)
1466         Enables/disables the mefSoamLmCurrentStatsBackwardMaxFlr
1467         and mefSoamLmHistoryStatsBackwardMaxFlr counters.
1468     bBackwardAvgFlr(9)
1469         Enables/disables the mefSoamLmCurrentStatsBackwardAvgFlr
1470         and mefSoamLmHistoryStatsBackwardAvgFlr counters.
1471     bSoamPdusSent(10)
1472         Enables/disables the mefSoamLmCurrentStatsSoamPdusSent
1473         and mefSoamLmHistoryStatsSoamPdusSent counters.

```

```

1474      bSoamPdusReceivedbReceivedMeasurements (11)
1475          Enables/disables the mefSoamLmCurrentStatsSoamPdusReceived
1476          and mefSoamLmHistoryStatsSoamPdusReceived counters.
1477
1478      bAvailForwardHighLoss (12)
1479          Enables/disables the mefSoamLmCurrentAvailStatsForwardHighLoss
1480          and mefSoamLmHistoryAvailStatsForwardHighLoss counters.
1481      bAvailForwardConsecutiveHighLoss (13)
1482          Enables/disables the mefSoamLmCurrentAvailStatsForwardConsecutiveHighLoss
1483          and mefSoamLmHistoryAvailStatsForwardConsecutiveHighLoss counters.
1484      bAvailForwardAvailable (14)
1485          Enables/disables the mefSoamLmCurrentAvailStatsForwardAvailable
1486          and mefSoamLmHistoryAvailStatsForwardAvailable counters.
1487      bAvailForwardUnavailable (15)
1488          Enables/disables the mefSoamLmCurrentAvailStatsForwardUnavailable
1489          and mefSoamLmHistoryAvailStatsForwardUnavailable counters.
1490      bAvailForwardMinFlr (16)
1491          Enables/disables the mefSoamLmCurrentAvailStatsForwardMinFlr
1492          and mefSoamLmHistoryAvailStatsForwardMinFlr counters.
1493      bAvailForwardMaxFlr (17)
1494          Enables/disables the mefSoamLmCurrentAvailStatsForwardMaxFlr
1495          and mefSoamLmHistoryAvailStatsForwardMaxFlr counters.
1496      bAvailForwardAvgFlr (18)
1497          Enables/disables the mefSoamLmCurrentAvailStatsForwardAvgFlr
1498          and mefSoamLmHistoryAvailStatsForwardAvgFlr counters.
1499
1500      bAvailBackwardHighLoss (19)
1501          Enables/disables the mefSoamLmCurrentAvailStatsBackwardHighLoss
1502          and mefSoamLmHistoryAvailStatsBackwardHighLoss counters.
1503      bAvailBackwardConsecutiveHighLoss (20)
1504          Enables/disables the mefSoamLmCurrentAvailStatsBackwardConsecutiveHighLoss
1505          and mefSoamLmHistoryAvailStatsBackwardConsecutiveHighLoss counters.
1506      bAvailBackwardAvailable (21)
1507          Enables/disables the mefSoamLmCurrentAvailStatsBackwardAvailable
1508          and mefSoamLmHistoryAvailStatsBackwardAvailable counters.
1509      bAvailBackwardUnavailable (22)
1510          Enables/disables the mefSoamLmCurrentAvailStatsBackwardUnavailable
1511          and mefSoamLmHistoryAvailStatsBackwardUnavailable counters.
1512      bAvailBackwardMinFlr (23)
1513          Enables/disables the mefSoamLmCurrentAvailStatsBackwardMinFlr
1514          and mefSoamLmHistoryAvailStatsBackwardMinFlr counters.
1515      bAvailBackwardMaxFlr (24)
1516          Enables/disables the mefSoamLmCurrentAvailStatsBackwardMaxFlr
1517          and mefSoamLmHistoryAvailStatsBackwardMaxFlr counters.
1518      bAvailBackwardAvgFlr (25)
1519          Enables/disables the mefSoamLmCurrentAvailStatsBackwardAvgFlr
1520          and mefSoamLmHistoryAvailStatsBackwardAvgFlr counters.
1521
1522      bMeasuredStatsForwardMeasuredFlr (26)
1523          Enables/disables the mefSoamLmMeasuredStatsForwardFlr counter.
1524      bMeasuredStatsBackwardMeasuredFlr (27)
1525          Enables/disables the mefSoamLmMeasuredStatsBackwardFlr counter.
1526      bMeasuredStatsAvailForwardStatus (28)
1527          Enables/disables the mefSoamLmMeasuredStatsAvailForwardStatus counter.
1528      bMeasuredStatsAvailBackwardStatus (29)
1529          Enables/disables the mefSoamLmMeasuredStatsAvailBackwardStatus counter.
1530      "
1531      REFERENCE
1532          "[Y.1731]"
1533      DEFVAL { { } }
1534      ::= { mefSoamLmCfgEntry 5 }
1535
1536      mefSoamLmCfgMessagePeriod OBJECT-TYPE
1537          SYNTAX      MefSoamTcMeasurementPeriodType

```

```

1538     UNITS          "ms"
1539     MAX-ACCESS    read-create
1540     STATUS        current
1541     DESCRIPTION
1542         "This object specifies the interval between Loss Measurement
1543         OAM message transmission. For Loss Measurement monitoring
1544         applications the default value is 1 sec.
1545
1546         This object is not applicable if mefSoamLmCfgType is set to lmCcm
1547         and is ignored for that Loss Measurement Type.
1548
1549         This object can only be written at row creation time and cannot be
1550         modified once it has been created.
1551     "
1552     REFERENCE
1553         "[MEF SOAM-PM] R76, R77, D29, D30"
1554     DEFVAL { 1000 }
1555     ::= { mefSoamLmCfgEntry 6 }
1556
1557
1558 mefSoamLmCfgPriority OBJECT-TYPE
1559     SYNTAX          IEEE8021PriorityValue
1560     MAX-ACCESS    read-create
1561     STATUS        current
1562     DESCRIPTION
1563         "This object specifies the Loss Measurement OAM message priority
1564         as well as the priority of the service/OAM traffic to be monitored.
1565         Only frames of the same Class of Service are counted.
1566
1567         The default value is to be the value which yields the lowest frame
1568         loss.
1569
1570         This object is not applicable if mefSoamLmCfgType is set to lmCcm.
1571
1572         This object can only be written at row creation time and cannot be
1573         modified once it has been created.
1574     "
1575     REFERENCE
1576         "[MEF SOAM-PM] R1, R2, R71, D28, R72, R73, R105-R109, D45;
1577         [MEF 10.2.1] Section 6.8"
1578     ::= { mefSoamLmCfgEntry 7 }
1579
1580 mefSoamLmCfgFrameSize OBJECT-TYPE
1581     SYNTAX          Unsigned32 (64..9600)
1582     UNITS           "bytes"
1583     MAX-ACCESS    read-create
1584     STATUS        current
1585     DESCRIPTION
1586         "This object specifies the Loss Measurement frame size between
1587         64 bytes and the maximum transmission unit of the EVC.
1588
1589         The range of frame sizes from 64 through 2000 octets need to be
1590         supported, and the range of frame sizes from 2001 through 9600 octets
1591         is suggested be supported.
1592
1593         The adjustment to the frame size of the standard frame size is
1594         accomplished by the addition of a Data or Test TLV. A Data or Test TLV
1595         is only added to the frame if the frame size is greater than 64 bytes.
1596
1597         This object is only valid for the entity transmitting the Loss
1598         Measurement frames, type 'lmSlm', and is ignored by the
1599         entity receiving frames. It is not applicable for the 'lmCcm' or
1600         'lmLmm' types.
1601

```

```

1602         This object can only be written at row creation time and cannot be
1603         modified once it has been created.
1604     "
1605     REFERENCE
1606         "[MEF SOAM-PM] R78, R79, D31, D32 [Y.1731]"
1607     DEFVAL { 64 }
1608     ::= { mefSoamLmCfgEntry 8 }
1609
1610 mefSoamLmCfgDataPattern OBJECT-TYPE
1611     SYNTAX      MefSoamTcDataPatternType
1612     MAX-ACCESS  read-create
1613     STATUS      current
1614     DESCRIPTION
1615         "This object specifies the LM data pattern included in a Data TLV
1616         when the size of the LM frame is determined by the
1617         mefSoamLmFrameSize object and mefSoamLmTestTlvIncluded is 'false'.
1618
1619         If the frame size object does not define the LM frame size or
1620         mefSoamLmTestTlvIncluded is 'true' the value of this object is
1621         ignored.
1622
1623         This object can only be written at row creation time and cannot be
1624         modified once it has been created.
1625     "
1626     DEFVAL { zeroPattern }
1627     ::= { mefSoamLmCfgEntry 9 }
1628
1629 mefSoamLmCfgTestTlvIncluded OBJECT-TYPE
1630     SYNTAX      TruthValue
1631     MAX-ACCESS  read-create
1632     STATUS      current
1633     DESCRIPTION
1634         "Indicates whether a Test TLV or Data TLV is included when the size
1635         of the LM frame is determined by the mefSoamLmFrameSize object.
1636
1637         A value of 'true' indicates that the Test TLV is to be included. A
1638         value of 'false' indicates that the Data TLV is to be included.
1639
1640         If the frame size object does not define the LM frame size
1641         the value of this object is ignored.
1642
1643         This object can only be written at row creation time and cannot be
1644         modified once it has been created.
1645     "
1646     REFERENCE
1647         "[Y.1731] 9.3"
1648     DEFVAL { false }
1649     ::= { mefSoamLmCfgEntry 10 }
1650
1651 mefSoamLmCfgTestTlvPattern OBJECT-TYPE
1652     SYNTAX      MefSoamTcTestPatternType
1653     MAX-ACCESS  read-create
1654     STATUS      current
1655     DESCRIPTION
1656         "This object specifies the type of test pattern to be
1657         sent in the LM frame Test TLV when the size of LM PDU is
1658         determined by the mefSoamLmFrameSize object and
1659         mefSoamLmTestTlvIncluded is 'true'. If the frame size object
1660         does not define the LM frame size or mefSoamLmTestTlvIncluded
1661         is 'false' the value of this object is ignored.
1662
1663         This object can only be written at row creation time and cannot be
1664         modified once it has been created.
1665     "

```



```

1666     DEFVAL { null }
1667     ::= { mefSoamLmCfgEntry 11 }
1668
1669 mefSoamLmCfgMeasurementInterval OBJECT-TYPE
1670     SYNTAX      Unsigned32 (1..525600)
1671     UNITS       "minutes"
1672     MAX-ACCESS  read-create
1673     STATUS      current
1674     DESCRIPTION
1675         "This object specifies the Measurement Interval for FLR statistics, in minutes.
1676
1677         A Measurement Interval of 15 minutes needs to be supported, other intervals
1678         may be supported.
1679
1680         This object can only be written at row creation time and cannot be
1681         modified once it has been created.
1682     "
1683     REFERENCE
1684         "[MEF SOAM-PM] R16, R17, R110, R111, D46"
1685     DEFVAL { 15 }
1686     ::= { mefSoamLmCfgEntry 12 }
1687
1688 mefSoamLmCfgNumIntervalsStored OBJECT-TYPE
1689     SYNTAX      Unsigned32 (2..1000)
1690     MAX-ACCESS  read-create
1691     STATUS      current
1692     DESCRIPTION
1693         "This object specifies the number of completed Measurement Intervals
1694         to store in the history statistic table (mefSoamLmHistoryStatsTable)
1695         and the history availability statistic table
1696         (mefSoamLmHistoryAvailStatsTable).
1697
1698         At least 32 completed Measurement Intervals need to be stored. 96
1699         Measurement Intervals are recommended to be stored.
1700
1701         This object can only be written at row creation time and cannot be
1702         modified once it has been created.
1703     "
1704     REFERENCE
1705         "[MEF SOAM-PM] R21, D8, D9"
1706     DEFVAL { 32 }
1707     ::= { mefSoamLmCfgEntry 13 }
1708
1709 mefSoamLmCfgDestMacAddress OBJECT-TYPE
1710     SYNTAX      MacAddress
1711     MAX-ACCESS  read-create
1712     STATUS      current
1713     DESCRIPTION
1714         "The Target or Destination MAC Address Field to be transmitted.
1715
1716         If mefSoamLmCfgType is 'lmCcm', the destination MAC address is always a
1717         multicast address indicating the level of the MEG: 01-80-c2-00-00-3y,
1718         where y is the level of the MEG. An error is returned if this object
1719         is set to any other value.
1720
1721         If mefSoamLmCfgType is 'lmLmm' or 'lmSlm', the destination address is
1722         the unicast address of the destination MEP. An error is returned if
1723         this object is set to a multicast address.
1724
1725         This address will be used if the value of the object
1726         mefSoamLmDestIsMepId is 'false'.
1727
1728         This object is only valid for the entity transmitting the
1729         SOAM LM frames and is ignored by the entity receiving

```

```

1730         SOAM LM frames.
1731
1732         This object can only be written at row creation time and cannot be
1733         modified once it has been created.
1734     "
1735     REFERENCE
1736         "[MEF SOAM-PM] R70, R104"
1737     ::= { mefSoamLmCfgEntry 14 }
1738
1739 mefSoamLmCfgDestMepId OBJECT-TYPE
1740     SYNTAX      DotlagCfmMepIdOrZero
1741     MAX-ACCESS  read-create
1742     STATUS      current
1743     DESCRIPTION
1744         "The Maintenance Association End Point Identifier of
1745         another MEP in the same Maintenance Association to which
1746         the SOAM LM frame is to be sent.
1747
1748         This address will be used if the value of the column
1749         mefSoamLmDestIsMepId is 'true'. A value of zero
1750         means that the destination MEP ID has not been configured.
1751
1752         This object is only valid for the entity transmitting the Loss
1753         Measurement frames, types 'lmLmm' and 'lmSlm'. It is not applicable for
1754         the 'lmCcm' type.
1755
1756         This object can only be written at row creation time and cannot be
1757         modified once it has been created.
1758     "
1759     REFERENCE
1760         "[MEF SOAM-PM] R70, R104"
1761     DEFVAL { 0 }
1762     ::= { mefSoamLmCfgEntry 15 }
1763
1764 mefSoamLmCfgDestIsMepId OBJECT-TYPE
1765     SYNTAX      TruthValue
1766     MAX-ACCESS  read-create
1767     STATUS      current
1768     DESCRIPTION
1769         "A value of 'true' indicates that MEPID of the target MEP is used for
1770         SOAM LM frame transmission.
1771
1772         A value of 'false' indicates that the MAC address of the
1773         target MEP is used for SOAM LM frame transmission.
1774
1775         This object is only valid for the entity transmitting the Loss
1776         Measurement frames, types 'lmLmm' and 'lmSlm'. It is not applicable for
1777         the 'lmCcm' type.
1778
1779         This object can only be written at row creation time and cannot be
1780         modified once it has been created.
1781     "
1782     REFERENCE
1783         "[MEF SOAM-PM] R70, R104"
1784     DEFVAL { true }
1785     ::= { mefSoamLmCfgEntry 16 }
1786
1787 mefSoamLmCfgStartTimeType OBJECT-TYPE
1788     SYNTAX      MefSoamTcOperationTimeType
1789     MAX-ACCESS  read-create
1790     STATUS      current
1791     DESCRIPTION
1792         "This object specifies the type of start time of the SOAM LM
1793         session. The start time can be disabled (none), immediate, relative,

```

```

1794         or fixed.
1795
1796         The value of 'none' is illegal and a write error will be returned
1797         if this value is used.
1798
1799         The value of 'immediate' starts the SOAM LM session when the
1800         mefSoamLmCfgEnabled is true.
1801
1802         The value of 'fixed' starts the SOAM LM session when the
1803         mefSoamLmFixedStartDateAndTime is less than or equal to the current
1804         system date and time and mefSoamLmCfgEnabled is true. This value is used
1805         to implement an On-Demand fixed time PM session.
1806
1807         The value of 'relative' starts the SOAM LM session when the current
1808         system date and time minus the mefSoamLmRelativeStartTime is greater
1809         than or equal to the system date and time when the mefSoamLmStartTimeType
1810         object was written and mefSoamLmCfgEnabled is true. This value is used
1811         to implement an On-Demand relative time PM session.
1812
1813         This object can only be written at row creation time and cannot be
1814         modified once it has been created.
1815     "
1816     REFERENCE
1817         "[MEF SOAM-PM] R3, R7, R8, D1"
1818     DEFVAL { immediate }
1819     ::= { mefSoamLmCfgEntry 17 }
1820
1821 mefSoamLmCfgFixedStartDateAndTime OBJECT-TYPE
1822     SYNTAX      DateAndTime
1823     MAX-ACCESS  read-create
1824     STATUS      current
1825     DESCRIPTION
1826         "This object specifies the fixed start date/time for the
1827         SOAM Loss Measurement session. This object is used only used if
1828         mefSoamLmStartTimeType is 'fixed' and is ignored otherwise.
1829
1830         The default value is year 0000, month 01, day 01, time 00:00:00.00.
1831
1832         This object can only be written at row creation time and cannot be
1833         modified once it has been created.
1834     "
1835     REFERENCE
1836         "[MEF SOAM-PM] R9"
1837     DEFVAL { '0000010100000000'H }
1838     ::= { mefSoamLmCfgEntry 18 }
1839
1840 mefSoamLmCfgRelativeStartTime OBJECT-TYPE
1841     SYNTAX      TimeInterval
1842     MAX-ACCESS  read-create
1843     STATUS      current
1844     DESCRIPTION
1845         "This object specifies the relative start time, from the
1846         current system time, for the SOAM LM session. This
1847         object is used only if mefSoamLmStartTimeType is 'relative' and is
1848         ignored otherwise.
1849
1850         This object can only be written at row creation time and cannot be
1851         modified once it has been created.
1852     "
1853     REFERENCE
1854         "[MEF SOAM-PM] R9"
1855     DEFVAL { 0 }
1856     ::= { mefSoamLmCfgEntry 19 }
1857

```

```

1858 mefSoamLmCfgStopTimeType OBJECT-TYPE
1859     SYNTAX      MefSoamTcOperationTimeType
1860     MAX-ACCESS  read-create
1861     STATUS      current
1862     DESCRIPTION
1863         "This object specifies the type of stop time to terminate the
1864         SOAM LM session. The stop time can be forever (none), relative, or
1865         fixed.
1866
1867         The value of 'none' indicates that the SOAM LM session never ends once it
1868         has started unless it the session is disabled.
1869
1870         The value of 'immediate' is illegal and a write error will be returned
1871         if this value is used.
1872
1873         The value of 'fixed' stops the SOAM LM session when the
1874         mefSoamLmFixedStopDateAndTime is less than or equal
1875         to the current system date and time. This
1876         value is used to implement an On-Demand fixed time PM session.
1877
1878         The value of 'relative' stops the SOAM LM session when the time
1879         indicated by mefSoamLmRelativeStopTime has passed since the session
1880         start time as determined by the mefSoamLmCfgStartTimeType,
1881         mefSoamLmCfgFixedStartDateAndTime and mefSoamLmCfgRelativeStartTime
1882         objects. This value is used to implement an On-Demand relative time
1883         PM session.
1884
1885         This object can only be written at row creation time and cannot be
1886         modified once it has been created.
1887     "
1888     REFERENCE
1889         "[MEF SOAM-PM] R3, R10, D2"
1890     DEFVAL { none }
1891     ::= { mefSoamLmCfgEntry 20 }
1892
1893 mefSoamLmCfgFixedStopDateAndTime OBJECT-TYPE
1894     SYNTAX      DateAndTime
1895     MAX-ACCESS  read-create
1896     STATUS      current
1897     DESCRIPTION
1898         "This object specifies the fixed stop date/time for the
1899         SOAM Loss Measurement session. This object is used only used
1900         if mefSoamLmStopTimeType is 'fixed' and is ignored otherwise.
1901
1902         The default value is year 0000, month 01, day 01, time 00:00:00.00.
1903
1904         This object can only be written at row creation time and cannot be
1905         modified once it has been created.
1906     "
1907     REFERENCE
1908         "[MEF SOAM-PM] R10, R13"
1909     DEFVAL { '0000010100000000'H }
1910     ::= { mefSoamLmCfgEntry 21 }
1911
1912 mefSoamLmCfgRelativeStopTime OBJECT-TYPE
1913     SYNTAX      TimeInterval
1914     MAX-ACCESS  read-create
1915     STATUS      current
1916     DESCRIPTION
1917         "This object specifies the relative stop time, from the
1918         session start time, to stop the SOAM LM session. This
1919         object is used only if mefSoamLmStopTimeType is 'relative' and is
1920         ignored otherwise.
1921

```

```

1922         This object can only be written at row creation time and cannot be
1923         modified once it has been created.
1924         "
1925     REFERENCE
1926         "[MEF SOAM-PM] R11"
1927     DEFVAL { 0 }
1928     ::= { mefSoamLmCfgEntry 22 }
1929
1930 mefSoamLmCfgRepetitionTime OBJECT-TYPE
1931     SYNTAX      Unsigned32 (0..31536000)
1932     UNITS       "seconds"
1933     MAX-ACCESS  read-create
1934     STATUS      current
1935     DESCRIPTION
1936         "This object specifies a configurable repetition time between
1937         Measurement Intervals in a Loss Measurement session, in seconds.
1938
1939         If the value is 0 (none), there is no time gap between the end of one
1940         Measurement Interval and the start of a new Measurement Interval.
1941         This is the normal usage case.
1942
1943         If the value is greater than 0 but less than or equal to the measurement
1944         interval, an error is returned.
1945
1946         If the value is greater than one Measurement Interval there is time gap
1947         between the end of one Measurement Interval and the start of the next
1948         Measurement Interval. The repetition time specifies the time between
1949         the start of consecutive Measurement Intervals; hence the gap between
1950         the end of one Measurement Interval and the start of the next is equal
1951         to the difference between the repetition time and the measurement
1952         interval. During this gap, no SOAM PDUs are sent for this session and
1953         no measurements are made.
1954
1955         This object can only be written at row creation time and cannot be
1956         modified once it has been created.
1957         "
1958     REFERENCE
1959         "[MEF SOAM-PM] R18, D3, R19, R20"
1960     DEFVAL { 0 }
1961     ::= { mefSoamLmCfgEntry 23 }
1962
1963 mefSoamLmCfgAlignMeasurementIntervals OBJECT-TYPE
1964     SYNTAX      TruthValue
1965     MAX-ACCESS  read-create
1966     STATUS      current
1967     DESCRIPTION
1968         "This object specifies whether the Measurement Intervals for
1969         the Loss Measurement session are aligned with a zero offset to
1970         real time.
1971
1972         The value 'true' indicates that each Measurement Interval starts
1973         at a time which is aligned to NE time source hour, if the repetition
1974         time (or the Measurement Interval, if the repetition time is 0) is
1975         a factor of an hour, i.e. 60min/15min = 4. For instance, a
1976         Measurement Interval/repetition time of 15 minutes would stop/start
1977         the Measurement Interval at 0, 15, 30, and 45 minutes of an hour. A
1978         Measurement Interval/Repetition Time of 7 minutes would not align
1979         to the hour since 7 minutes is NOT a factor of an hour, i.e.
1980         60min/7min = 8.6. In this case the behavior is the same as if the
1981         object is set to 'false'.
1982
1983         The value 'false' indicates that the first Measurement Interval starts
1984         at an arbitrary time and each subsequent Measurement Interval starts
1985         at a time which is determined by mefSoamLmCfgRepetitionTime.

```

```

1986
1987     This object can only be written at row creation time and cannot be
1988     modified once it has been created.
1989     "
1990     REFERENCE
1991     "[MEF SOAM-PM] D4, D5, D6"
1992     DEFVAL { true }
1993     ::= { mefSoamLmCfgEntry 24 }
1994
1995 mefSoamLmCfgAlignMeasurementOffset OBJECT-TYPE
1996     SYNTAX      Unsigned32 (0..525600)
1997     UNITS       "minutes"
1998     MAX-ACCESS  read-create
1999     STATUS      current
2000     DESCRIPTION
2001         "This object specifies the offset in minutes from the time of day value
2002         if mefSoamLmCfgAlignMeasurementIntervals is 'true' and the repetition
2003         time is a factor of 60 minutes. If not, the value of this object
2004         is ignored.
2005
2006         If the Measurement Interval is 15 minutes and
2007         mefSoamLmCfgAlignMeasurementIntervals is true and if this object was
2008         set to 5 minutes, the Measurement Intervals would start at 5, 20, 35, 50
2009         minutes past each hour.
2010
2011         This object can only be written at row creation time and cannot be
2012         modified once it has been created.
2013     "
2014     REFERENCE
2015     "[MEF SOAM-PM] D7"
2016     DEFVAL { 0 }
2017     ::= { mefSoamLmCfgEntry 25 }
2018
2019 mefSoamLmCfgAvailabilityMeasurementInterval OBJECT-TYPE
2020     SYNTAX      Unsigned32 (1..525600)
2021     UNITS       "minutes"
2022     MAX-ACCESS  read-create
2023     STATUS      current
2024     DESCRIPTION
2025         "This object specifies the availability Measurement Interval in
2026         minutes.
2027
2028         A Measurement Interval of 15 minutes is to be supported, other intervals
2029         can be supported.
2030
2031         This object can only be written at row creation time and cannot be
2032         modified once it has been created.
2033     "
2034     REFERENCE
2035     "[MEF SOAM-PM] R16, R17"
2036     DEFVAL { 15 }
2037     ::= { mefSoamLmCfgEntry 26 }
2038
2039 mefSoamLmCfgAvailabilityNumConsecutiveMeasPdus OBJECT-TYPE
2040     SYNTAX      Unsigned32 (1..1000000)
2041     MAX-ACCESS  read-create
2042     STATUS      current
2043     DESCRIPTION
2044         "This object specifies a configurable number of consecutive
2045         loss measurement PDUs to be used in evaluating the
2046         availability/unavailability status of each availability
2047         indicator per MEF 10.2.1. Loss Measurement PDUs (LMMs, CCMs or
2048         SLMs) are sent regularly with a period defined by
2049         mefSoamLmCfgMessagePeriod. Therefore, this object, when

```


2050 multiplied by mefSoamLmCfgMessagePeriod, is equivalent to
 2051 the Availability parameter of 'delta_t' as specified by MEF 10.2.1.
 2052
 2053 If the mefSoamLmCfgType is lmLMM or lmCCM, this object defines the
 2054 number of LMM or CCM PDUs transmitted during each 'delta_t' period.
 2055 The Availability flr for a given 'delta_t' can be calculated based
 2056 on the counters in the last LMM/R or CCM during this 'delta_t' and
 2057 the last LMM/R or CCM in the previous 'delta_t'.
 2058
 2059 If the mefSoamLmCfgType is lmSLM, this object defines the number
 2060 of SLM PDUs transmitted during each 'delta_t' period. The
 2061 Availability flr for a given 'delta_t' is calculated based on the
 2062 number of those SLM PDUs that are lost.
 2063
 2064 If the mefSoamLmCfgType is lmLMM or lmCCM, the number range of 1
 2065 through 10 must be supported. The number range of 10 through 1000000
 2066 may be supported, but is not mandatory.
 2067
 2068 If the mefSoamLmCfgType is lmSLM, the number range of 10 through
 2069 100 must be supported. The number range of 100 through 1000000
 2070 may be supported, but is not mandatory.
 2071
 2072 This object can only be written at row creation time and cannot be
 2073 modified once it has been created.
 2074 "

2075 REFERENCE
 2076 "[MEF 10.2.1] Section 7.9.8; [MEF SOAM-PM] R80, D33, R81"
 2077 DEFVAL { 10 }
 2078 ::= { mefSoamLmCfgEntry 27 }

2079

2080 mefSoamLmCfgAvailabilityFlrThreshold OBJECT-TYPE
 2081 SYNTAX Unsigned32 (0..100000)
 2082 UNITS "milli-percent"
 2083 MAX-ACCESS read-create
 2084 STATUS current
 2085 DESCRIPTION
 2086 "This object specifies a configurable availability threshold to be
 2087 used in evaluating the availability/unavailability status of an
 2088 availability indicator per MEF 10.2.1. The availability threshold range
 2089 of 0.00 (0) through 1.00 (100000) is supported. This parameter is
 2090 equivalent to the Availability parameter of 'C' as specified by
 2091 MEF 10.2.1.
 2092
 2093 Units are in milli-percent, where 1 indicates 0.001 percent.
 2094
 2095 This object can only be written at row creation time and cannot be
 2096 modified once it has been created.
 2097 "

2098 REFERENCE
 2099 "[MEF 10.2.1] Section 7.9.8; [MEF SOAM-PM] R81, R82, D34"
 2100 DEFVAL { 50000 }
 2101 ::= { mefSoamLmCfgEntry 28 }

2102

2103 mefSoamLmCfgAvailabilityNumConsecutiveIntervals OBJECT-TYPE
 2104 SYNTAX Unsigned32 (1..1000)
 2105 MAX-ACCESS read-create
 2106 STATUS current
 2107 DESCRIPTION
 2108 "This object specifies a configurable number of consecutive
 2109 availability indicators to be used to determine a change in the
 2110 availability status as indicated by MEF 10.2.1. This parameter is
 2111 equivalent to the Availability parameter of 'n' as specified
 2112 by MEF 10.2.1.
 2113

```

2114         The number range of 1 through 10 must be supported. The number range
2115         of 1 through 1000 may be supported, but is not mandatory.
2116
2117         This object can only be written at row creation time and cannot be
2118         modified once it has been created.
2119         "
2120     REFERENCE
2121         "[MEF 10.2.1] Section 7.9.8; [MEF SOAM-PM] R80, D33"
2122     DEFVAL { 10 }
2123     ::= { mefSoamLmCfgEntry 29 }
2124
2125 mefSoamLmCfgAvailabilityNumConsecutiveHighFlr OBJECT-TYPE
2126     SYNTAX      Unsigned32 (1..1000)
2127     MAX-ACCESS  read-create
2128     STATUS      current
2129     DESCRIPTION
2130         "This object specifies a configurable number of consecutive
2131         availability indicators to be used for assessing CHLI. This
2132         parameter is equivalent to the Resiliency parameter of 'p' as
2133         specified by MEF 10.2.1.
2134
2135         mefSoamLmCfgAvailabilityNumConsecutiveHighFlr must be strictly less than
2136         mefSoamLmCfgAvailabilityNumConsecutiveIntervals. If not, the count of high
2137         loss intervals over time, mefSoamLmAvailabilityHighLoss, and the count
2138         of consecutive high loss levels, mefSoamLmAvailabilityConsecutiveHighLoss,
2139         is disabled.
2140
2141         The number range of 1 through 10 must be supported. The number range
2142         of 1 through 1000 may be supported, but is not mandatory.
2143
2144         This object can only be written at row creation time and cannot be
2145         modified once it has been created.
2146         "
2147     REFERENCE
2148         "[MEF 10.2.1] Section 7.9.8; [MEF SOAM-PM] R86, D35, D36"
2149     DEFVAL { 5 }
2150     ::= { mefSoamLmCfgEntry 30 }
2151
2152 mefSoamLmCfgSessionType OBJECT-TYPE
2153     SYNTAX      MefSoamTcSessionType
2154     MAX-ACCESS  read-create
2155     STATUS      current
2156     DESCRIPTION
2157         "This object indicates whether the current session is defined to
2158         be 'Proactive' or 'On-Demand'. A value of 'proactive'
2159         indicates the current session is 'Proactive'. A value of 'onDemand'
2160         indicates the current session is 'On-Demand'.
2161
2162         This object can only be written at row creation time and cannot be
2163         modified once it has been created.
2164         "
2165     REFERENCE
2166         "[MEF SOAM-PM] R3"
2167     DEFVAL { proactive }
2168     ::= { mefSoamLmCfgEntry 31 }
2169
2170 mefSoamLmCfgSessionStatus OBJECT-TYPE
2171     SYNTAX      MefSoamTcStatusType
2172     MAX-ACCESS  read-only
2173     STATUS      current
2174     DESCRIPTION
2175         "This object indicates the current status of the LM session. A value
2176         of 'active' indicates the current LM session is active, i.e. the current
2177         time lies between the start time and the stop time, and

```

```

2178         mefSoamLmCfgEnabled is true. A value of 'notActive' indicates the
2179         current LM session is not active, i.e. it has not started yet, has
2180         stopped upon reaching the stop time, or is disabled.
2181     "
2182     ::= { mefSoamLmCfgEntry 32 }
2183
2184 mefSoamLmCfgHistoryClear OBJECT-TYPE
2185     SYNTAX      TruthValue
2186     MAX-ACCESS  read-create
2187     STATUS      current
2188     DESCRIPTION
2189         "This object when written clears the Loss Measurement history
2190         Table (mefSoamLmHistoryStatsTable) - all rows are deleted.
2191         When read the value always returns 'false'.
2192
2193         Writing this value does not change the current stat table,
2194         nor any of the items in the configuration table.
2195         Writing this value during row creation has no effect.
2196     "
2197     DEFVAL { false }
2198     ::= { mefSoamLmCfgEntry 33 }
2199
2200 mefSoamLmCfgRowStatus OBJECT-TYPE
2201     SYNTAX      RowStatus
2202     MAX-ACCESS  read-create
2203     STATUS      current
2204     DESCRIPTION
2205         "The status of the row.
2206
2207         The writable columns in a row cannot be changed if the row
2208         is active, except for mefSoamLmCfgHistoryClear and mefSoamLmCfgEnabled
2209         objects. All columns must have a valid value before a row
2210         can be activated.
2211     "
2212     ::= { mefSoamLmCfgEntry 34 }
2213
2214 -- *****
2215 -- Ethernet Loss Measurement Measured Statistic Table
2216 -- *****
2217
2218 mefSoamLmMeasuredStatsTable OBJECT-TYPE
2219     SYNTAX      SEQUENCE OF MefSoamLmMeasuredStatsEntry
2220     MAX-ACCESS  not-accessible
2221     STATUS      current
2222     DESCRIPTION
2223         "This object contains the last measured results for a SOAM Loss
2224         Measurement session.
2225
2226         Each row in the table represents a Loss Measurement session for
2227         the defined MEP. This table uses four indices. The first three indices
2228         are the indices of the Maintenance Domain, MaNet, and MEP tables. The
2229         fourth index is the specific LM session on the selected MEP.
2230
2231         Instances of this managed object are created automatically
2232         by the SNMP Agent when the Loss Measurement session is running.
2233
2234         Each object in this table applies only if the corresponding bit is set in
2235         mefSoamLmCfgMeasurementEnable.
2236
2237         The objects in this table do not need to be persistent upon reboot
2238         or restart of a device.
2239     "
2240     REFERENCE
2241         "[MEF SOAM-PM] R7, R15, 8D18"

```

```

2242 ::= { mefSoamPmLmObjects 2 }
2243
2244 mefSoamLmMeasuredStatsEntry OBJECT-TYPE
2245 SYNTAX      MefSoamLmMeasuredStatsEntry
2246 MAX-ACCESS  not-accessible
2247 STATUS      current
2248 DESCRIPTION
2249     "The conceptual row of mefSoamLmMeasuredStatsTable"
2250 INDEX       {
2251     dotlagCfmMdIndex,
2252     dotlagCfmMaIndex,
2253     dotlagCfmMepIdentifier,
2254     mefSoamLmCfIndex
2255 }
2256 ::= { mefSoamLmMeasuredStatsTable 1 }
2257
2258 MefSoamLmMeasuredStatsEntry ::= SEQUENCE {
2259     mefSoamLmMeasuredStatsForwardFlr      Unsigned32,
2260     mefSoamLmMeasuredStatsBackwardFlr    Unsigned32,
2261     mefSoamLmMeasuredStatsAvailForwardStatus MefSoamTcAvailabilityType,
2262     mefSoamLmMeasuredStatsAvailBackwardStatus MefSoamTcAvailabilityType,
2263     mefSoamLmMeasuredStatsAvailForwardLastTransitionTime DateAndTime,
2264     mefSoamLmMeasuredStatsAvailBackwardLastTransitionTime DateAndTime
2265 }
2266
2267 mefSoamLmMeasuredStatsForwardFlr OBJECT-TYPE
2268 SYNTAX      Unsigned32 (0..100000)
2269 UNITS       "milli-percent"
2270 MAX-ACCESS  read-only
2271 STATUS      current
2272 DESCRIPTION
2273     "This object contains the last frame loss ratio in the forward direction
2274     calculated by this MEP. The FLR value
2275     is a ratio that is expressed as a percent with a value of 0 (ratio
2276     0.00) through 100000 (ratio 1.00).
2277
2278     Units are in milli-percent, where 1 indicates 0.001 percent.
2279     "
2280 REFERENCE
2281     "[MEF SOAM-PM] D37"
2282 ::= { mefSoamLmMeasuredStatsEntry 1 }
2283
2284 mefSoamLmMeasuredStatsBackwardFlr OBJECT-TYPE
2285 SYNTAX      Unsigned32 (0..100000)
2286 UNITS       "milli-percent"
2287 MAX-ACCESS  read-only
2288 STATUS      current
2289 DESCRIPTION
2290     "This object contains the last frame loss ratio in the backward direction
2291     calculated by this MEP. The FLR value
2292     is a ratio that is expressed as a percent with a value of 0 (ratio
2293     0.00) through 100000 (ratio 1.00).
2294
2295     Units are in milli-percent, where 1 indicates 0.001 percent.
2296     "
2297 REFERENCE
2298     "[MEF SOAM-PM] D37"
2299 ::= { mefSoamLmMeasuredStatsEntry 2 }
2300
2301 mefSoamLmMeasuredStatsAvailForwardStatus OBJECT-TYPE
2302 SYNTAX      MefSoamTcAvailabilityType
2303 MAX-ACCESS  read-only
2304 STATUS      current
2305 DESCRIPTION

```

```

2306     "This object indicates the availability status (the outcome of the
2307     last known availability indicator) in the forward direction.
2308     Note that the status of an availability indicator is not known until
2309     the loss for a number of subsequent availability indicators has been
2310     calculated (as determined by
2311     mefSoamLmCfgAvailabilityNumConsecutiveIntervals)
2312     "
2313     REFERENCE
2314     "[MEF SOAM-PM] R83"
2315     ::= { mefSoamLmMeasuredStatsEntry 3 }
2316
2317 mefSoamLmMeasuredStatsAvailBackwardStatus OBJECT-TYPE
2318     SYNTAX      MefSoamTcAvailabilityType
2319     MAX-ACCESS  read-only
2320     STATUS      current
2321     DESCRIPTION
2322     "This object indicates the availability status (the outcome of the
2323     last availability indicator) in the backward direction.
2324     Note that the status of an availability indicator is not known until
2325     the loss for a number of subsequent availability indicators has been
2326     calculated (as determined by
2327     mefSoamLmCfgAvailabilityNumConsecutiveIntervals)
2328     "
2329     REFERENCE
2330     "[MEF SOAM-PM] R83"
2331     ::= { mefSoamLmMeasuredStatsEntry 4 }
2332
2333 mefSoamLmMeasuredStatsAvailForwardLastTransitionTime OBJECT-TYPE
2334     SYNTAX      DateAndTime
2335     MAX-ACCESS  read-only
2336     STATUS      current
2337     DESCRIPTION
2338     "This object indicates the time of the last transition
2339     between available and unavailable in the forward direction.
2340
2341     If there have been no transitions since the Loss Measurement
2342     Session was started, this is set to 0.
2343     "
2344     REFERENCE
2345     "[MEF SOAM-PM] R83"
2346     ::= { mefSoamLmMeasuredStatsEntry 5 }
2347
2348 mefSoamLmMeasuredStatsAvailBackwardLastTransitionTime OBJECT-TYPE
2349     SYNTAX      DateAndTime
2350     MAX-ACCESS  read-only
2351     STATUS      current
2352     DESCRIPTION
2353     "This object indicates the time of the last transition
2354     between available and unavailable in the backward direction.
2355
2356     If there have been no transitions since the Loss Measurement
2357     Session was started, this is set to 0.
2358     "
2359     REFERENCE
2360     "[MEF SOAM-PM] R83"
2361     ::= { mefSoamLmMeasuredStatsEntry 6 }
2362
2363 -- *****
2364 -- Ethernet Loss Measurement Current Availability Statistic Table
2365 -- *****
2366
2367 mefSoamLmCurrentAvailStatsTable OBJECT-TYPE
2368     SYNTAX      SEQUENCE OF MefSoamLmCurrentAvailStatsEntry
2369     MAX-ACCESS  not-accessible

```

```

2370     STATUS      current
2371     DESCRIPTION
2372         "This object contains the current results for a SOAM Loss Measurement
2373         session for availability statistics gathered during the interval
2374         indicated by mefSoamLmCfgAvailabilityMeasurementInterval.
2375
2376         Each row in the table represents a Loss Measurement session for
2377         the defined MEP. This table uses four indices. The first three indices
2378         are the indices of the Maintenance Domain, MaNet, and MEP tables. The
2379         fourth index is the specific LM session on the selected MEP.
2380
2381         Instances of this managed object are created automatically
2382         by the SNMP Agent when the Loss Measurement session is running.
2383
2384         The objects in this table apply regardless of the value of
2385         mefSoamLmCfgType unless otherwise specified in the object description.
2386
2387         Except for mefSoamLmCurrentAvailStatsIndex,
2388         mefSoamLmCurrentAvailStatsStartTime, mefSoamLmCurrentAvailStatsElapsedTime
2389         and mefSoamLmCurrentAvailStatsSuspect, each object in this table applies
2390         only if the corresponding bit is set in mefSoamLmCfgMeasurementEnable.
2391
2392         The objects in this table may be persistent upon reboot or restart
2393         of a device.
2394     "
2395     REFERENCE
2396         "[MEF SOAM-PM] D9, D18"
2397     ::= { mefSoamPmLmObjects 3 }
2398
2399     mefSoamLmCurrentAvailStatsEntry OBJECT-TYPE
2400     SYNTAX      MefSoamLmCurrentAvailStatsEntry
2401     MAX-ACCESS  not-accessible
2402     STATUS      current
2403     DESCRIPTION
2404         "The conceptual row of mefSoamLmCurrentAvailStatsTable"
2405     INDEX       {
2406                 dotlagCfmMdIndex,
2407                 dotlagCfmMaIndex,
2408                 dotlagCfmMepIdentifier,
2409                 mefSoamLmCfgIndex
2410             }
2411     ::= { mefSoamLmCurrentAvailStatsTable 1 }
2412
2413     MefSoamLmCurrentAvailStatsEntry ::= SEQUENCE {
2414         mefSoamLmCurrentAvailStatsIndex      Unsigned32,
2415         mefSoamLmCurrentAvailStatsStartTime  DateAndTime,
2416         mefSoamLmCurrentAvailStatsElapsedTime  TimeInterval,
2417         mefSoamLmCurrentAvailStatsSuspect    TruthValue,
2418
2419         mefSoamLmCurrentAvailStatsForwardHighLoss  Unsigned32,
2420         mefSoamLmCurrentAvailStatsBackwardHighLoss  Unsigned32,
2421         mefSoamLmCurrentAvailStatsForwardConsecutiveHighLoss  Unsigned32,
2422         mefSoamLmCurrentAvailStatsBackwardConsecutiveHighLoss  Unsigned32,
2423
2424         mefSoamLmCurrentAvailStatsForwardAvailable  Gauge32,
2425         mefSoamLmCurrentAvailStatsBackwardAvailable  Gauge32,
2426         mefSoamLmCurrentAvailStatsForwardUnavailable  Gauge32,
2427         mefSoamLmCurrentAvailStatsBackwardUnavailable  Gauge32,
2428         mefSoamLmCurrentAvailStatsForwardMinFlr      Unsigned32,
2429         mefSoamLmCurrentAvailStatsForwardMaxFlr      Unsigned32,
2430         mefSoamLmCurrentAvailStatsForwardAvgFlr      Unsigned32,
2431         mefSoamLmCurrentAvailStatsBackwardMinFlr     Unsigned32,
2432         mefSoamLmCurrentAvailStatsBackwardMaxFlr     Unsigned32,
2433         mefSoamLmCurrentAvailStatsBackwardAvgFlr     Unsigned32

```



```

2434 }
2435
2436 mefSoamLmCurrentAvailStatsIndex OBJECT-TYPE
2437     SYNTAX      Unsigned32
2438     MAX-ACCESS  read-only
2439     STATUS      current
2440     DESCRIPTION
2441         "The index for the current availability Measurement Interval for this
2442         PM session. This value will become the value for
2443         mefSoamLmHistoryAvailStatsIndex once the Measurement Interval
2444         is completed. The duration of the Measurement Interval is specified
2445         by mefSoamLmCfgAvailabilityMeasurementInterval.
2446
2447         Measurement Interval indexes are assigned sequentially by
2448         the SNMP Agent. The first Measurement Interval that occurs after
2449         the session is started is assigned index 1.
2450     "
2451     ::= { mefSoamLmCurrentAvailStatsEntry 1 }
2452
2453 mefSoamLmCurrentAvailStatsStartTime OBJECT-TYPE
2454     SYNTAX      DateAndTime
2455     MAX-ACCESS  read-only
2456     STATUS      current
2457     DESCRIPTION
2458         "The time that the current Measurement Interval started.
2459     "
2460     REFERENCE
2461         "[MEF SOAM-PM] R87, R112"
2462     ::= { mefSoamLmCurrentAvailStatsEntry 2 }
2463
2464 mefSoamLmCurrentAvailStatsElapsedTime OBJECT-TYPE
2465     SYNTAX      TimeInterval
2466     MAX-ACCESS  read-only
2467     STATUS      current
2468     DESCRIPTION
2469         "The time that the current Measurement Interval has been running, in 0.01
2470         seconds.
2471     "
2472     REFERENCE
2473         "[MEF SOAM-PM] R24, R87, R112"
2474     ::= { mefSoamLmCurrentAvailStatsEntry 3 }
2475
2476 mefSoamLmCurrentAvailStatsSuspect OBJECT-TYPE
2477     SYNTAX      TruthValue
2478     MAX-ACCESS  read-only
2479     STATUS      current
2480     DESCRIPTION
2481         "Whether the Measurement Interval has been marked as suspect.
2482
2483         The object is set to false at the start of a measurement
2484         interval. It is set to true when there is a discontinuity in the
2485         performance measurements during the Measurement Interval. Conditions
2486         for a discontinuity include, but are not limited to the following:
2487
2488         1 - The local time-of-day clock is adjusted by at least 10 seconds
2489         2 - The conducting of a performance measurement is halted before the
2490           current Measurement Interval is completed
2491         3 - A local test, failure, or reconfiguration that disrupts service
2492     "
2493     REFERENCE
2494         "[MEF SOAM-PM] R39, R40, R41"
2495     ::= { mefSoamLmCurrentAvailStatsEntry 4 }
2496
2497 mefSoamLmCurrentAvailStatsForwardHighLoss OBJECT-TYPE

```

```

2498     SYNTAX      Unsigned32
2499     MAX-ACCESS  read-only
2500     STATUS      current
2501     DESCRIPTION
2502         "This object is the number of high loss intervals (HLI) over
2503         time in the forward direction.
2504
2505         The value starts at 0 and increments for every HLI that occurs.
2506         This parameter is equivalent to 'L Sub T' found in MEF 10.2.1.
2507     "
2508     REFERENCE
2509         "[MEF 10.2.1] 6.9.9; [MEF SOAM-PM] R87"
2510     ::= { mefSoamLmCurrentAvailStatsEntry 5 }
2511
2512 mefSoamLmCurrentAvailStatsBackwardHighLoss OBJECT-TYPE
2513     SYNTAX      Unsigned32
2514     MAX-ACCESS  read-only
2515     STATUS      current
2516     DESCRIPTION
2517         "This object is the number of high loss intervals (HLI) over
2518         time in the backwards direction.
2519
2520         The value starts at 0 and increments for every HLI that occurs.
2521         This parameter is equivalent to 'L Sub T' found in MEF 10.2.1.
2522     "
2523     REFERENCE
2524         "[MEF 10.2.1] 6.9.9; [MEF SOAM-PM] R87"
2525     ::= { mefSoamLmCurrentAvailStatsEntry 6 }
2526
2527 mefSoamLmCurrentAvailStatsForwardConsecutiveHighLoss OBJECT-TYPE
2528     SYNTAX      Unsigned32
2529     MAX-ACCESS  read-only
2530     STATUS      current
2531     DESCRIPTION
2532         "This object is the number of consecutive high loss intervals
2533         (CHLI) over time in the forward direction.
2534
2535         The value starts at 0 and increments for every HLI that occurs
2536         that is determined to fall within a CHLI.
2537         This parameter is equivalent to 'B Sub T' found in MEF 10.2.1.
2538     "
2539     REFERENCE
2540         "[MEF 10.2.1] 6.9.9; [MEF SOAM-PM] R87"
2541     ::= { mefSoamLmCurrentAvailStatsEntry 7 }
2542
2543 mefSoamLmCurrentAvailStatsBackwardConsecutiveHighLoss OBJECT-TYPE
2544     SYNTAX      Unsigned32
2545     MAX-ACCESS  read-only
2546     STATUS      current
2547     DESCRIPTION
2548         "This object is the number of consecutive high loss intervals
2549         (CHLI) over time in the backward direction.
2550
2551         The value starts at 0 and increments for every HLI that occurs
2552         that is determined to fall within a CHLI.
2553         This parameter is equivalent to 'B Sub T' found in MEF 10.2.1.
2554     "
2555     REFERENCE
2556         "[MEF 10.2.1] 6.9.9; [MEF SOAM-PM] R87"
2557     ::= { mefSoamLmCurrentAvailStatsEntry 8 }
2558
2559 mefSoamLmCurrentAvailStatsForwardAvailable OBJECT-TYPE
2560     SYNTAX      Gauge32
2561     MAX-ACCESS  read-only

```

```

2562     STATUS      current
2563     DESCRIPTION
2564         "This object contains the number of availability indicators
2565         evaluated as available in the forward direction by this MEP during
2566         this Measurement Interval.
2567         "
2568     REFERENCE
2569         "[MEF SOAM-PM] R87; [MEF 10.2.1]"
2570     ::= { mefSoamLmCurrentAvailStatsEntry 9 }
2571
2572 mefSoamLmCurrentAvailStatsBackwardAvailable OBJECT-TYPE
2573     SYNTAX      Gauge32
2574     MAX-ACCESS  read-only
2575     STATUS      current
2576     DESCRIPTION
2577         "This object contains the number of availability indicators
2578         evaluated as available in the backward direction by this MEP during
2579         this Measurement Interval.
2580         "
2581     REFERENCE
2582         "[MEF SOAM-PM] R87"
2583     ::= { mefSoamLmCurrentAvailStatsEntry 10 }
2584
2585 mefSoamLmCurrentAvailStatsForwardUnavailable OBJECT-TYPE
2586     SYNTAX      Gauge32
2587     MAX-ACCESS  read-only
2588     STATUS      current
2589     DESCRIPTION
2590         "This object contains the number of availability indicators
2591         evaluated as unavailable in the forward direction by this MEP during
2592         this Measurement Interval.
2593         "
2594     REFERENCE
2595         "[MEF SOAM-PM] R87"
2596     ::= { mefSoamLmCurrentAvailStatsEntry 11 }
2597
2598 mefSoamLmCurrentAvailStatsBackwardUnavailable OBJECT-TYPE
2599     SYNTAX      Gauge32
2600     MAX-ACCESS  read-only
2601     STATUS      current
2602     DESCRIPTION
2603         "This object contains the number of availability indicators
2604         evaluated as unavailable in the backward direction by this MEP
2605         during this Measurement Interval.
2606         "
2607     REFERENCE
2608         "[MEF SOAM-PM] R87"
2609     ::= { mefSoamLmCurrentAvailStatsEntry 12 }
2610
2611 mefSoamLmCurrentAvailStatsForwardMinFlr OBJECT-TYPE
2612     SYNTAX      Unsigned32 (0..100000)
2613     UNITS       "milli-percent"
2614     MAX-ACCESS  read-only
2615     STATUS      current
2616     DESCRIPTION
2617         "This object contains the minimum one-way availability flr in the forward
2618         direction, from among the set of availability flr values calculated by
2619         the MEP in this Measurement Interval. There is one availability flr
2620         value for each 'delta_t' time period within the Measurement Interval, as
2621         specified in MEF 10.2.1.
2622
2623         The flr value is a ratio that is expressed as a
2624         percent with a value of 0 (ratio 0.00) through 100000 (ratio 1.00).
2625

```

```

2626         Units are in milli-percent, where 1 indicates 0.001 percent.
2627     "
2628     REFERENCE
2629         "[MEF SOAM-PM] D37"
2630     ::= { mefSoamLmCurrentAvailStatsEntry 13 }
2631
2632     mefSoamLmCurrentAvailStatsForwardMaxFlr OBJECT-TYPE
2633         SYNTAX      Unsigned32 (0..100000)
2634         UNITS       "milli-percent"
2635         MAX-ACCESS  read-only
2636         STATUS      current
2637         DESCRIPTION
2638             "This object contains the maximum one-way availability flr in the forward
2639             direction, from among the set of availability flr values calculated by
2640             the MEP in this Measurement Interval. There is one availability flr
2641             value for each 'delta_t' time period within the Measurement Interval, as
2642             specified in MEF 10.2.1.
2643
2644             The flr value is a ratio that is expressed as a
2645             percent with a value of 0 (ratio 0.00) through 100000 (ratio 1.00).
2646
2647             Units are in milli-percent, where 1 indicates 0.001 percent.
2648         "
2649         REFERENCE
2650             "[MEF SOAM-PM] D37"
2651         ::= { mefSoamLmCurrentAvailStatsEntry 14 }
2652
2653     mefSoamLmCurrentAvailStatsForwardAvgFlr OBJECT-TYPE
2654         SYNTAX      Unsigned32 (0..100000)
2655         UNITS       "milli-percent"
2656         MAX-ACCESS  read-only
2657         STATUS      current
2658         DESCRIPTION
2659             "This object contains the average one-way availability flr in the forward
2660             direction, from among the set of availability flr values calculated by
2661             the MEP in this Measurement Interval. There is one availability flr
2662             value for each 'delta_t' time period within the Measurement Interval, as
2663             specified in MEF 10.2.1.
2664
2665             The flr value is a ratio that is expressed as a
2666             percent with a value of 0 (ratio 0.00) through 100000 (ratio 1.00).
2667
2668             Units are in milli-percent, where 1 indicates 0.001 percent.
2669         "
2670         REFERENCE
2671             "[MEF SOAM-PM] D37"
2672         ::= { mefSoamLmCurrentAvailStatsEntry 15 }
2673
2674     mefSoamLmCurrentAvailStatsBackwardMinFlr OBJECT-TYPE
2675         SYNTAX      Unsigned32 (0..100000)
2676         UNITS       "milli-percent"
2677         MAX-ACCESS  read-only
2678         STATUS      current
2679         DESCRIPTION
2680             "This object contains the minimum one-way availability flr in the backward
2681             direction, from among the set of availability flr values calculated by
2682             the MEP in this Measurement Interval. There is one availability flr
2683             value for each 'delta_t' time period within the Measurement Interval, as
2684             specified in MEF 10.2.1.
2685
2686             The flr value is a ratio that is expressed as a
2687             percent with a value of 0 (ratio 0.00) through 100000 (ratio 1.00).
2688
2689             Units are in milli-percent, where 1 indicates 0.001 percent.

```

```

2690     "
2691     REFERENCE
2692     "[MEF SOAM-PM] D37"
2693     ::= { mefSoamLmCurrentAvailStatsEntry 16 }
2694
2695     mefSoamLmCurrentAvailStatsBackwardMaxFlr OBJECT-TYPE
2696     SYNTAX      Unsigned32 (0..100000)
2697     UNITS       "milli-percent"
2698     MAX-ACCESS  read-only
2699     STATUS      current
2700     DESCRIPTION
2701     "This object contains the maximum one-way availability flr in the backward
2702     direction, from among the set of availability flr values calculated by
2703     the MEP in this Measurement Interval. There is one availability flr
2704     value for each 'delta_t' time period within the Measurement Interval, as
2705     specified in MEF 10.2.1.
2706
2707     The flr value is a ratio that is expressed
2708     as a percent with a value of 0 (ratio 0.00) through 100000 (ratio 1.00).
2709
2710     Units are in milli-percent, where 1 indicates 0.001 percent.
2711     "
2712     REFERENCE
2713     "[MEF SOAM-PM] D37"
2714     ::= { mefSoamLmCurrentAvailStatsEntry 17 }
2715
2716     mefSoamLmCurrentAvailStatsBackwardAvgFlr OBJECT-TYPE
2717     SYNTAX      Unsigned32 (0..100000)
2718     UNITS       "milli-percent"
2719     MAX-ACCESS  read-only
2720     STATUS      current
2721     DESCRIPTION
2722     "This object contains the average one-way availability flr in the backward
2723     direction, from among the set of availability flr values calculated by
2724     the MEP in this Measurement Interval. There is one availability flr
2725     value for each 'delta_t' time period within the Measurement Interval, as
2726     specified in MEF 10.2.1.
2727
2728     The flr value is a ratio that is expressed as a
2729     percent with a value of 0 (ratio 0.00) through 100000 (ratio 1.00).
2730
2731     Units are in milli-percent, where 1 indicates 0.001 percent.
2732     "
2733     REFERENCE
2734     "[MEF SOAM-PM] D37"
2735     ::= { mefSoamLmCurrentAvailStatsEntry 18 }
2736
2737
2738     -- *****
2739     -- Ethernet Loss Measurement Current Statistic Table
2740     -- *****
2741
2742     mefSoamLmCurrentStatsTable OBJECT-TYPE
2743     SYNTAX      SEQUENCE OF MefSoamLmCurrentStatsEntry
2744     MAX-ACCESS  not-accessible
2745     STATUS      current
2746     DESCRIPTION
2747     "This table contains the results for the current Measurement
2748     Interval in a SOAM Loss Measurement session gathered during the interval
2749     indicated by mefSoamLmCfgMeasurementInterval.
2750
2751     A row in this table is created automatically
2752     by the SNMP Agent when the Loss Measurement session is configured.
2753

```

2754 Each row in the table represents the current statistics for a Loss
 2755 Measurement session for the defined MEP. This table uses four indices.
 2756 The first three indices are the indices of the Maintenance Domain, MaNet,
 2757 and MEP tables. The fourth index is the specific LM session on the
 2758 selected MEP. There may be more than one LM session per MEP. The
 2759 main use case for this is to allow multiple CoS instances to be
 2760 operating simultaneously for a MEP.
 2761
 2762 The objects in this table apply regardless of the value of
 2763 mefSoamLmCfgType unless otherwise specified in the object description.
 2764
 2765 Except for mefSoamLmCurrentStatsIndex, mefSoamLmCurrentStatsStartTime,
 2766 mefSoamLmCurrentStatsElapsedTime and mefSoamLmCurrentStatsSuspect,
 2767 each object in this table applies only if the corresponding bit is set in
 2768 mefSoamLmCfgMeasurementEnable.
 2769
 2770 The objects in this table do not need to be persistent upon reboot or
 2771 restart of a device.
 2772
 2773 "

2774 REFERENCE
 2775 "[MEF SOAM-PM] R7, R15, D9, D18"
 2776 ::= { mefSoamPmLmObjects 4 }

2777
 2778 mefSoamLmCurrentStatsEntry OBJECT-TYPE
 2779 SYNTAX MefSoamLmCurrentStatsEntry
 2780 MAX-ACCESS not-accessible
 2781 STATUS current
 2782 DESCRIPTION
 2783 "The conceptual row of mefSoamLmCurrentStatsTable"
 2784 INDEX {
 2785 dotlagCfmMdIndex,
 2786 dotlagCfmMaIndex,
 2787 dotlagCfmMepIdentifier,
 2788 mefSoamLmCfgIndex
 2789 }
 2790 ::= { mefSoamLmCurrentStatsTable 1 }

2791
 2792 MefSoamLmCurrentStatsEntry ::= SEQUENCE {
 2793 mefSoamLmCurrentStatsIndex Unsigned32,
 2794 mefSoamLmCurrentStatsStartTime DateAndTime,
 2795 mefSoamLmCurrentStatsElapsedTime TimeInterval,
 2796 mefSoamLmCurrentStatsSuspect TruthValue,
 2797 mefSoamLmCurrentStatsForwardTransmittedFrames Gauge32,
 2798 mefSoamLmCurrentStatsForwardReceivedFrames Gauge32,
 2799 mefSoamLmCurrentStatsForwardMinFlr Unsigned32,
 2800 mefSoamLmCurrentStatsForwardMaxFlr Unsigned32,
 2801 mefSoamLmCurrentStatsForwardAvgFlr Unsigned32,
 2802 mefSoamLmCurrentStatsBackwardTransmittedFrames Gauge32,
 2803 mefSoamLmCurrentStatsBackwardReceivedFrames Gauge32,
 2804 mefSoamLmCurrentStatsBackwardMinFlr Unsigned32,
 2805 mefSoamLmCurrentStatsBackwardMaxFlr Unsigned32,
 2806 mefSoamLmCurrentStatsBackwardAvgFlr Unsigned32,
 2807 mefSoamLmCurrentStatsSoamPdusSent Gauge32,
 2808 mefSoamLmCurrentStatsSoamPdusReceived Gauge32
 2809 }

2810
 2811 mefSoamLmCurrentStatsIndex OBJECT-TYPE
 2812 SYNTAX Unsigned32
 2813 MAX-ACCESS read-only
 2814 STATUS current
 2815 DESCRIPTION
 2816 "The index for the current Measurement Interval for this
 2817 PM session. This value will become the value for


```

2818         mefSoamLmHistoryStatsIndex once the Measurement Interval
2819         is completed.
2820
2821         Measurement Interval indexes are assigned sequentially by
2822         the SNMP Agent. The first Measurement Interval that occurs after
2823         the session is started is assigned index 1.
2824         "
2825         ::= { mefSoamLmCurrentStatsEntry 1 }
2826
2827 mefSoamLmCurrentStatsStartTime OBJECT-TYPE
2828     SYNTAX      DateAndTime
2829     MAX-ACCESS  read-only
2830     STATUS      current
2831     DESCRIPTION
2832         "The time that the current Measurement Interval started.
2833         "
2834     REFERENCE
2835         "[MEF SOAM-PM] R22, R87, R112"
2836     ::= { mefSoamLmCurrentStatsEntry 2 }
2837
2838 mefSoamLmCurrentStatsElapsedTime OBJECT-TYPE
2839     SYNTAX      TimeInterval
2840     MAX-ACCESS  read-only
2841     STATUS      current
2842     DESCRIPTION
2843         "The time that the current Measurement Interval has been running, in 0.01
2844         seconds.
2845         "
2846     REFERENCE
2847         "[MEF SOAM-PM] R24, R87, R112"
2848     ::= { mefSoamLmCurrentStatsEntry 3 }
2849
2850 mefSoamLmCurrentStatsSuspect OBJECT-TYPE
2851     SYNTAX      TruthValue
2852     MAX-ACCESS  read-only
2853     STATUS      current
2854     DESCRIPTION
2855         "Whether the Measurement Interval has been marked as suspect.
2856
2857         The object is set to false at the start of a measurement
2858         interval. It is set to true when there is a discontinuity in the
2859         performance measurements during the Measurement Interval. Conditions
2860         for a discontinuity include, but are not limited to the following:
2861
2862         1 - The local time-of-day clock is adjusted by at least 10 seconds
2863         2 - The conducting of a performance measurement is halted before the
2864             current Measurement Interval is completed
2865         3 - A local test, failure, or reconfiguration that disrupts service
2866         "
2867     REFERENCE
2868         "[MEF SOAM-PM] R39, R40, R41"
2869     ::= { mefSoamLmCurrentStatsEntry 4 }
2870
2871 mefSoamLmCurrentStatsForwardTransmittedFrames OBJECT-TYPE
2872     SYNTAX      Gauge32
2873     MAX-ACCESS  read-only
2874     STATUS      current
2875     DESCRIPTION
2876         "This object contains the number of frames transmitted in the
2877         forward direction by this MEP.
2878
2879         For a PM Session of types lmLmm and lmCcm this includes Ethernet
2880         Service Frames and SOAM PDUs that are in a higher MEG level only.
2881

```

```

2882         For a PM Session of type lmSlm this includes the count of SOAM
2883         ETH-SLM frames only.
2884     "
2885     REFERENCE
2886         "[MEF SOAM-PM] R69, R87, R112"
2887     ::= { mefSoamLmCurrentStatsEntry 5 }
2888
2889 mefSoamLmCurrentStatsForwardReceivedFrames OBJECT-TYPE
2890     SYNTAX      Gauge32
2891     MAX-ACCESS  read-only
2892     STATUS      current
2893     DESCRIPTION
2894         "This object contains the number of frames received in the
2895         forward direction by this MEP.
2896
2897         For a PM Session of types lmLmm and lmCcm this includes Ethernet
2898         Service Frames and SOAM PDUs that are in a higher MEG level only.
2899
2900         For a PM Session of types lmSlm this includes the count of SOAM
2901         ETH-SLM frames only.
2902     "
2903     REFERENCE
2904         "[MEF SOAM-PM] R69, R87, R112"
2905     ::= { mefSoamLmCurrentStatsEntry 6 }
2906
2907 mefSoamLmCurrentStatsForwardMinFlr OBJECT-TYPE
2908     SYNTAX      Unsigned32 (0..100000)
2909     UNITS       "milli-percent"
2910     MAX-ACCESS  read-only
2911     STATUS      current
2912     DESCRIPTION
2913         "This object contains the minimum one-way frame loss
2914         ratio in the forward direction calculated by this MEP for this
2915         Measurement Interval. The FLR value is a ratio that is expressed as a
2916         percent with a value of 0 (ratio 0.00) through 100000 (ratio 1.00).
2917
2918         Units are in milli-percent, where 1 indicates 0.001 percent.
2919     "
2920     REFERENCE
2921         "[MEF SOAM-PM] D37"
2922     ::= { mefSoamLmCurrentStatsEntry 7 }
2923
2924 mefSoamLmCurrentStatsForwardMaxFlr OBJECT-TYPE
2925     SYNTAX      Unsigned32 (0..100000)
2926     UNITS       "milli-percent"
2927     MAX-ACCESS  read-only
2928     STATUS      current
2929     DESCRIPTION
2930         "This object contains the maximum one-way frame loss
2931         ratio in the forward direction calculated by this MEP for this
2932         Measurement Interval. The FLR value is a ratio that is expressed as a
2933         percent with a value of 0 (ratio 0.00) through 100000 (ratio 1.00).
2934
2935         Units are in milli-percent, where 1 indicates 0.001 percent.
2936     "
2937     REFERENCE
2938         "[MEF SOAM-PM] D37"
2939     ::= { mefSoamLmCurrentStatsEntry 8 }
2940
2941 mefSoamLmCurrentStatsForwardAvgFlr OBJECT-TYPE
2942     SYNTAX      Unsigned32 (0..100000)
2943     UNITS       "milli-percent"
2944     MAX-ACCESS  read-only
2945     STATUS      current

```

```

2946 DESCRIPTION
2947     "This object contains the average one-way frame loss
2948     ratio in the forward direction calculated by this MEP for this
2949     Measurement Interval. The FLR value is a ratio that is expressed as a
2950     percent with a value of 0 (ratio 0.00) through 100000 (ratio 1.00).
2951
2952     Units are in milli-percent, where 1 indicates 0.001 percent.
2953     "
2954 REFERENCE
2955     "[MEF SOAM-PM] D37"
2956 ::= { mefSoamLmCurrentStatsEntry 9 }
2957
2958 mefSoamLmCurrentStatsBackwardTransmittedFrames OBJECT-TYPE
2959     SYNTAX      Gauge32
2960     MAX-ACCESS  read-only
2961     STATUS      current
2962     DESCRIPTION
2963         "This object contains the number of frames transmitted in the
2964         backward direction by this MEP.
2965
2966         For a PM Session of type lmLmm and lmCcm this includes Ethernet
2967         Service Frames and SOAM PDUs that are in a higher MEG level only.
2968
2969         For a PM Session of type lmSlm this includes the count of SOAM
2970         ETH-SLM frames only.
2971         "
2972 REFERENCE
2973     "[MEF SOAM-PM] R69, R87, R112"
2974 ::= { mefSoamLmCurrentStatsEntry 10 }
2975
2976 mefSoamLmCurrentStatsBackwardReceivedFrames OBJECT-TYPE
2977     SYNTAX      Gauge32
2978     MAX-ACCESS  read-only
2979     STATUS      current
2980     DESCRIPTION
2981         "This object contains the number of frames received in the
2982         backward direction by this MEP.
2983
2984         For a PM Session of type lmLmm this includes Ethernet
2985         Service Frames and SOAM PDUs that are in a higher MEG level only.
2986
2987         For a PM Session of type lmSlm this includes the count of SOAM
2988         ETH-SLM frames only.
2989         "
2990 REFERENCE
2991     "[MEF SOAM-PM] R69, R87, R112"
2992 ::= { mefSoamLmCurrentStatsEntry 11 }
2993
2994 mefSoamLmCurrentStatsBackwardMinFlr OBJECT-TYPE
2995     SYNTAX      Unsigned32 (0..100000)
2996     UNITS       "milli-percent"
2997     MAX-ACCESS  read-only
2998     STATUS      current
2999     DESCRIPTION
3000         "This object contains the minimum one-way frame loss
3001         ratio in the backward direction calculated by this MEP for
3002         this Measurement Interval. The FLR value is a ratio that is expressed as a
3003         percent with a value of 0 (ratio 0.00) through 100000 (ratio 1.00).
3004
3005         Units are in milli-percent, where 1 indicates 0.001 percent.
3006         "
3007 REFERENCE
3008     "[MEF SOAM-PM] D37"
3009 ::= { mefSoamLmCurrentStatsEntry 12 }

```

```

3010
3011 mefSoamLmCurrentStatsBackwardMaxFlr OBJECT-TYPE
3012     SYNTAX      Unsigned32 (0..100000)
3013     UNITS       "milli-percent"
3014     MAX-ACCESS  read-only
3015     STATUS      current
3016     DESCRIPTION
3017         "This object contains the maximum one-way frame loss
3018         ratio in the backward direction calculated by this MEP for
3019         this Measurement Interval. The FLR value is a ratio that is expressed
3020         as a percent with a value of 0 (ratio 0.00) through 100000 (ratio 1.00).
3021
3022         Units are in milli-percent, where 1 indicates 0.001 percent.
3023     "
3024     REFERENCE
3025         "[MEF SOAM-PM] D37"
3026     ::= { mefSoamLmCurrentStatsEntry 13 }
3027
3028 mefSoamLmCurrentStatsBackwardAvgFlr OBJECT-TYPE
3029     SYNTAX      Unsigned32 (0..100000)
3030     UNITS       "milli-percent"
3031     MAX-ACCESS  read-only
3032     STATUS      current
3033     DESCRIPTION
3034         "This object contains the average one-way frame loss
3035         ratio in the backward direction calculated by this MEP for
3036         this Measurement Interval. The FLR value is a ratio that is expressed as a
3037         percent with a value of 0 (ratio 0.00) through 100000 (ratio 1.00).
3038
3039         Units are in milli-percent, where 1 indicates 0.001 percent.
3040     "
3041     REFERENCE
3042         "[MEF SOAM-PM] D37"
3043     ::= { mefSoamLmCurrentStatsEntry 14 }
3044
3045 mefSoamLmCurrentStatsSoamPdusSent OBJECT-TYPE
3046     SYNTAX      Gauge32
3047     MAX-ACCESS  read-only
3048     STATUS      current
3049     DESCRIPTION
3050         "This object contains the count of the number of SOAM PDUs sent
3051         during this Measurement Interval.
3052
3053         This object applies when mefSoamLmCfgType is lmLmm, lmSlm, or
3054         lmCcm. It indicates the number of LMM, CCM, or SLM SOAM frames
3055         transmitted.
3056     "
3057     REFERENCE
3058         "[MEF SOAM-PM] R69, R87, R112"
3059     ::= { mefSoamLmCurrentStatsEntry 15 }
3060
3061 mefSoamLmCurrentStatsSoamPdusReceived OBJECT-TYPE
3062     SYNTAX      Gauge32
3063     MAX-ACCESS  read-only
3064     STATUS      current
3065     DESCRIPTION
3066         "This object contains the count of the number of SOAM PDUs
3067         PDUs received in this Measurement Interval.
3068
3069         This object applies when mefSoamLmCfgType is lmLmm, lmSlm, or
3070         lmCcm. This object indicates the number of LMR, CCM, or SLR SOAM
3071         frames received.
3072     "
3073     REFERENCE

```

```

3074     "[MEF SOAM-PM] R69, R87, R112"
3075     ::= { mefSoamLmCurrentStatsEntry 16 }
3076
3077 -- *****
3078 -- Ethernet Loss Measurement Availability History Statistic Table
3079 -- *****
3080
3081 mefSoamLmHistoryAvailStatsTable OBJECT-TYPE
3082     SYNTAX      SEQUENCE OF MefSoamLmHistoryAvailStatsEntry
3083     MAX-ACCESS  not-accessible
3084     STATUS      current
3085     DESCRIPTION
3086         "This table contains the results for availability history Measurement
3087         Intervals in a SOAM Loss Measurement session.
3088
3089         Rows of this table object are created automatically
3090         by the SNMP Agent when the Loss Measurement session is running and a
3091         Measurement Interval is completed.
3092
3093         Each row in the table represents the history statistics for a Loss
3094         Measurement session availability Measurement Interval for the defined
3095         MEP. This table uses five indices. The first three indices are the indices of
3096         the Maintenance Domain, MaNet, and MEP tables. The fourth index is the
3097         specific LM session on the selected MEP. The fifth index index the
3098         specific Measurement Interval.
3099
3100         At least 32 completed Measurement Intervals are to be supported. 96
3101         completed Measurement Intervals are recommended to be supported. If
3102         there are at least 32 rows in the table and a new Measurement Interval
3103         completes and a new row is to be added to the table, the oldest completed
3104         Measurement Interval can be deleted (row deletion). If the availability
3105         Measurement Interval is other than 15 minutes then a minimum of 8 hours of
3106         completed Measurement Intervals are to be supported and 24 hours are
3107         recommended to be supported.
3108
3109         Except for mefSoamLmHistoryAvailStatsIndex,
3110         mefSoamLmHistoryAvailStatsEndTime, mefSoamLmHistoryAvailStatsElapsedTime and
3111         mefSoamLmHistoryAvailStatsSuspect, each object in this table applies only
3112         if the corresponding bit is set in mefSoamLmCfgMeasurementEnable.
3113
3114         The rows and objects in this table are to be persistent upon reboot
3115         or restart of a device.
3116     "
3117     REFERENCE
3118         "[MEF SOAM-PM] R7, R15, R21, D8, R25"
3119     ::= { mefSoamPmLmObjects 5 }
3120
3121 mefSoamLmHistoryAvailStatsEntry OBJECT-TYPE
3122     SYNTAX      MefSoamLmHistoryAvailStatsEntry
3123     MAX-ACCESS  not-accessible
3124     STATUS      current
3125     DESCRIPTION
3126         "The conceptual row of mefSoamLmHistoryAvailStatsTable"
3127     INDEX      {
3128         dotlagCfmMdIndex,
3129         dotlagCfmMaIndex,
3130         dotlagCfmMepIdentifier,
3131         mefSoamLmCfgIndex,
3132         mefSoamLmHistoryAvailStatsIndex
3133     }
3134     ::= { mefSoamLmHistoryAvailStatsTable 1 }
3135
3136 MefSoamLmHistoryAvailStatsEntry ::= SEQUENCE {
3137     mefSoamLmHistoryAvailStatsIndex          Unsigned32,

```

```

3138     mefSoamLmHistoryAvailStatsEndTime                DateAndTime,
3139     mefSoamLmHistoryAvailStatsElapsedTime            TimeInterval,
3140     mefSoamLmHistoryAvailStatsSuspect                TruthValue,
3141     mefSoamLmHistoryAvailStatsForwardHighLoss        Unsigned32,
3142     mefSoamLmHistoryAvailStatsBackwardHighLoss        Unsigned32,
3143     mefSoamLmHistoryAvailStatsForwardConsecutiveHighLoss Unsigned32,
3144     mefSoamLmHistoryAvailStatsBackwardConsecutiveHighLoss Unsigned32,
3145
3146     mefSoamLmHistoryAvailStatsForwardAvailable        Gauge32,
3147     mefSoamLmHistoryAvailStatsBackwardAvailable        Gauge32,
3148     mefSoamLmHistoryAvailStatsForwardUnavailable        Gauge32,
3149     mefSoamLmHistoryAvailStatsBackwardUnavailable        Gauge32,
3150     mefSoamLmHistoryAvailStatsForwardMinFlr            Unsigned32,
3151     mefSoamLmHistoryAvailStatsForwardMaxFlr            Unsigned32,
3152     mefSoamLmHistoryAvailStatsForwardAvgFlr            Unsigned32,
3153     mefSoamLmHistoryAvailStatsBackwardMinFlr            Unsigned32,
3154     mefSoamLmHistoryAvailStatsBackwardMaxFlr            Unsigned32,
3155     mefSoamLmHistoryAvailStatsBackwardAvgFlr            Unsigned32
3156 }
3157
3158 mefSoamLmHistoryAvailStatsIndex OBJECT-TYPE
3159     SYNTAX      Unsigned32
3160     MAX-ACCESS  not-accessible
3161     STATUS      current
3162     DESCRIPTION
3163         "The index for the availability Measurement Interval within this
3164         PM session.
3165
3166         Measurement Interval indexes are assigned sequentially by
3167         the SNMP Agent. The first Measurement Interval that occurs after
3168         the session is started is assigned index 1. Measurement Intervals
3169         for availability (stored in this table) are based on
3170         mefSoamLmCfgAvailabilityMeasurementInterval and are indexed independently
3171         of Measurement Intervals for FLR (stored in mefSoamLmHistoryStatsTable).
3172
3173         Referential integrity is necessary, i.e., the index needs to be
3174         persistent upon a reboot or restart of a device. The index
3175         is never reused while this session is active until it wraps to zero.
3176         The index value keeps increasing up to that time.
3177         "
3178     ::= { mefSoamLmHistoryAvailStatsEntry 1 }
3179
3180 mefSoamLmHistoryAvailStatsEndTime OBJECT-TYPE
3181     SYNTAX      DateAndTime
3182     MAX-ACCESS  read-only
3183     STATUS      current
3184     DESCRIPTION
3185         "The time that the Measurement Interval ended.
3186         "
3187     REFERENCE
3188         "[MEF SOAM-PM] R23, R87, R112"
3189     ::= { mefSoamLmHistoryAvailStatsEntry 2 }
3190
3191 mefSoamLmHistoryAvailStatsElapsedTime OBJECT-TYPE
3192     SYNTAX      TimeInterval
3193     MAX-ACCESS  read-only
3194     STATUS      current
3195     DESCRIPTION
3196         "The length of time that the Measurement Interval ran for,
3197         in 0.01 seconds.
3198         "
3199     REFERENCE
3200         "[MEF SOAM-PM] R24, R87, R112"
3201     ::= { mefSoamLmHistoryAvailStatsEntry 3 }

```

```

3202
3203 mefSoamLmHistoryAvailStatsSuspect OBJECT-TYPE
3204     SYNTAX      TruthValue
3205     MAX-ACCESS  read-only
3206     STATUS      current
3207     DESCRIPTION
3208         "Whether the Measurement Interval has been marked as suspect.
3209
3210         The object is set to true when there is a discontinuity in the
3211         performance measurements during the Measurement Interval. Conditions
3212         for a discontinuity include, but are not limited to the following:
3213
3214         1 - The local time-of-day clock is adjusted by at least 10 seconds
3215         2 - The conducting of a performance measurement is halted before the
3216             current Measurement Interval is completed
3217         3 - A local test, failure, or reconfiguration that disrupts service
3218     "
3219     REFERENCE
3220         "[MEF SOAM-PM] R39, R40, R41, R42"
3221     ::= { mefSoamLmHistoryAvailStatsEntry 4 }
3222
3223 mefSoamLmHistoryAvailStatsForwardHighLoss OBJECT-TYPE
3224     SYNTAX      Unsigned32
3225     MAX-ACCESS  read-only
3226     STATUS      current
3227     DESCRIPTION
3228         "This object is the number of high loss intervals (HLI) over
3229         time in the forward direction.
3230
3231         The value starts at 0 and increments for every HLI that occurs.
3232         This parameter is equivalent to 'L Sub T' found in MEF 10.2.1.
3233     "
3234     REFERENCE
3235         "[MEF 10.2.1] 6.9.9; [MEF SOAM-PM] R87"
3236     ::= { mefSoamLmHistoryAvailStatsEntry 5 }
3237
3238 mefSoamLmHistoryAvailStatsBackwardHighLoss OBJECT-TYPE
3239     SYNTAX      Unsigned32
3240     MAX-ACCESS  read-only
3241     STATUS      current
3242     DESCRIPTION
3243         "This object is the number of high loss intervals (HLI) over
3244         time in the backward direction.
3245
3246         The value starts at 0 and increments for every HLI that occurs.
3247         This parameter is equivalent to 'L Sub T' found in MEF 10.2.1.
3248     "
3249     REFERENCE
3250         "[MEF 10.2.1] 6.9.9; [MEF SOAM-PM] R87"
3251     ::= { mefSoamLmHistoryAvailStatsEntry 6 }
3252
3253 mefSoamLmHistoryAvailStatsForwardConsecutiveHighLoss OBJECT-TYPE
3254     SYNTAX      Unsigned32
3255     MAX-ACCESS  read-only
3256     STATUS      current
3257     DESCRIPTION
3258         "This object is the number of consecutive high loss intervals
3259         (CHLI) over time in the forward direction.
3260
3261         The value starts at 0 and increments for every HLI that occurs
3262         that is determined to fall within a CHLI.
3263         This parameter is equivalent to 'B Sub T' found in MEF 10.2.1.
3264     "
3265     REFERENCE

```



```

3266     "[MEF 10.2.1] 6.9.9; [MEF SOAM-PM] R87"
3267     ::= { mefSoamLmHistoryAvailStatsEntry 7 }
3268
3269 mefSoamLmHistoryAvailStatsBackwardConsecutiveHighLoss OBJECT-TYPE
3270     SYNTAX      Unsigned32
3271     MAX-ACCESS  read-only
3272     STATUS      current
3273     DESCRIPTION
3274         "This object is the number of consecutive high loss intervals
3275         (CHLI) over time in the forward direction.
3276
3277         The value starts at 0 and increments for every HLI that occurs
3278         that is determined to fall within a CHLI.
3279         This parameter is equivalent to 'B Sub T' found in MEF 10.2.1.
3280     "
3281     REFERENCE
3282         "[MEF 10.2.1] 6.9.9; [MEF SOAM-PM] R87"
3283     ::= { mefSoamLmHistoryAvailStatsEntry 8 }
3284
3285 mefSoamLmHistoryAvailStatsForwardAvailable OBJECT-TYPE
3286     SYNTAX      Gauge32
3287     MAX-ACCESS  read-only
3288     STATUS      current
3289     DESCRIPTION
3290         "This object contains the number of availability indicators
3291         evaluated as available in the forward direction by this MEP during
3292         this Measurement Interval.
3293     "
3294     REFERENCE
3295         "[MEF SOAM-PM] R87; [MEF 10.2.1]"
3296     ::= { mefSoamLmHistoryAvailStatsEntry 9 }
3297
3298 mefSoamLmHistoryAvailStatsBackwardAvailable OBJECT-TYPE
3299     SYNTAX      Gauge32
3300     MAX-ACCESS  read-only
3301     STATUS      current
3302     DESCRIPTION
3303         "This object contains the number of availability indicators
3304         evaluated as available in the backward direction by this MEP during
3305         this Measurement Interval.
3306     "
3307     REFERENCE
3308         "[MEF SOAM-PM] R87"
3309     ::= { mefSoamLmHistoryAvailStatsEntry 10 }
3310
3311 mefSoamLmHistoryAvailStatsForwardUnavailable OBJECT-TYPE
3312     SYNTAX      Gauge32
3313     MAX-ACCESS  read-only
3314     STATUS      current
3315     DESCRIPTION
3316         "This object contains the number of availability indicators
3317         evaluated as unavailable in the forward direction by this MEP during
3318         this Measurement Interval.
3319     "
3320     REFERENCE
3321         "[MEF SOAM-PM] R87"
3322     ::= { mefSoamLmHistoryAvailStatsEntry 11 }
3323
3324
3325 mefSoamLmHistoryAvailStatsBackwardUnavailable OBJECT-TYPE
3326     SYNTAX      Gauge32
3327     MAX-ACCESS  read-only
3328     STATUS      current
3329     DESCRIPTION

```

```
3330     "This object contains the number of availability indicators
3331     evaluated as unavailable in the backward direction by this MEP
3332     during this Measurement Interval.
3333     "
3334     REFERENCE
3335     "[MEF SOAM-PM] R87"
3336     ::= { mefSoamLmHistoryAvailStatsEntry 12 }
3337
3338     mefSoamLmHistoryAvailStatsForwardMinFlr OBJECT-TYPE
3339     SYNTAX      Unsigned32 (0..100000)
3340     UNITS       "milli-percent"
3341     MAX-ACCESS  read-only
3342     STATUS      current
3343     DESCRIPTION
3344     "This object contains the minimum one-way availability flr in the forward
3345     direction, from among the set of availability flr values calculated by
3346     the MEP in this Measurement Interval. There is one availability flr
3347     value for each 'delta_t' time period within the Measurement Interval, as
3348     specified in MEF 10.2.1.
3349
3350     The flr value is a ratio that is expressed as a
3351     percent with a value of 0 (ratio 0.00) through 100000 (ratio 1.00).
3352
3353     Units are in milli-percent, where 1 indicates 0.001 percent.
3354     "
3355     REFERENCE
3356     "[MEF SOAM-PM] D37"
3357     ::= { mefSoamLmHistoryAvailStatsEntry 13 }
3358
3359     mefSoamLmHistoryAvailStatsForwardMaxFlr OBJECT-TYPE
3360     SYNTAX      Unsigned32 (0..100000)
3361     UNITS       "milli-percent"
3362     MAX-ACCESS  read-only
3363     STATUS      current
3364     DESCRIPTION
3365     "This object contains the maximum one-way availability flr in the forward
3366     direction, from among the set of availability flr values calculated by
3367     the MEP in this Measurement Interval. There is one availability flr
3368     value for each 'delta_t' time period within the Measurement Interval, as
3369     specified in MEF 10.2.1.
3370
3371     The flr value is a ratio that is expressed as a
3372     percent with a value of 0 (ratio 0.00) through 100000 (ratio 1.00).
3373
3374     Units are in milli-percent, where 1 indicates 0.001 percent.
3375     "
3376     REFERENCE
3377     "[MEF SOAM-PM] D37"
3378     ::= { mefSoamLmHistoryAvailStatsEntry 14 }
3379
3380     mefSoamLmHistoryAvailStatsForwardAvgFlr OBJECT-TYPE
3381     SYNTAX      Unsigned32 (0..100000)
3382     UNITS       "milli-percent"
3383     MAX-ACCESS  read-only
3384     STATUS      current
3385     DESCRIPTION
3386     "This object contains the average one-way availability flr in the forward
3387     direction, from among the set of availability flr values calculated by
3388     the MEP in this Measurement Interval. There is one availability flr
3389     value for each 'delta_t' time period within the Measurement Interval, as
3390     specified in MEF 10.2.1.
3391
3392     The flr value is a ratio that is expressed as a
3393     percent with a value of 0 (ratio 0.00) through 100000 (ratio 1.00).
```

```

3394
3395     Units are in milli-percent, where 1 indicates 0.001 percent.
3396     "
3397     REFERENCE
3398     "[MEF SOAM-PM] D37"
3399     ::= { mefSoamLmHistoryAvailStatsEntry 15 }
3400
3401 mefSoamLmHistoryAvailStatsBackwardMinFlr OBJECT-TYPE
3402     SYNTAX      Unsigned32 (0..100000)
3403     UNITS       "milli-percent"
3404     MAX-ACCESS  read-only
3405     STATUS      current
3406     DESCRIPTION
3407         "This object contains the minimum one-way availability flr in the backward
3408         direction, from among the set of availability flr values calculated by
3409         the MEP in this Measurement Interval. There is one availability flr
3410         value for each 'delta_t' time period within the Measurement Interval, as
3411         specified in MEF 10.2.1.
3412
3413         The flr value is a ratio that is expressed as a
3414         percent with a value of 0 (ratio 0.00) through 100000 (ratio 1.00).
3415
3416         Units are in milli-percent, where 1 indicates 0.001 percent.
3417     "
3418     REFERENCE
3419     "[MEF SOAM-PM] D37"
3420     ::= { mefSoamLmHistoryAvailStatsEntry 16 }
3421
3422 mefSoamLmHistoryAvailStatsBackwardMaxFlr OBJECT-TYPE
3423     SYNTAX      Unsigned32 (0..100000)
3424     UNITS       "milli-percent"
3425     MAX-ACCESS  read-only
3426     STATUS      current
3427     DESCRIPTION
3428         "This object contains the maximum one-way availability flr in the backward
3429         direction, from among the set of availability flr values calculated by
3430         the MEP in this Measurement Interval. There is one availability flr
3431         value for each 'delta_t' time period within the Measurement Interval, as
3432         specified in MEF 10.2.1.
3433
3434         The flr value is a ratio that is expressed
3435         as a percent with a value of 0 (ratio 0.00) through 100000 (ratio 1.00).
3436
3437         Units are in milli-percent, where 1 indicates 0.001 percent.
3438     "
3439     REFERENCE
3440     "[MEF SOAM-PM] D37"
3441     ::= { mefSoamLmHistoryAvailStatsEntry 17 }
3442
3443 mefSoamLmHistoryAvailStatsBackwardAvgFlr OBJECT-TYPE
3444     SYNTAX      Unsigned32 (0..100000)
3445     UNITS       "milli-percent"
3446     MAX-ACCESS  read-only
3447     STATUS      current
3448     DESCRIPTION
3449         "This object contains the average one-way availability flr in the backward
3450         direction, from among the set of availability flr values calculated by
3451         the MEP in this Measurement Interval. There is one availability flr
3452         value for each 'delta_t' time period within the Measurement Interval, as
3453         specified in MEF 10.2.1.
3454
3455         The flr value is a ratio that is expressed as a
3456         percent with a value of 0 (ratio 0.00) through 100000 (ratio 1.00).
3457

```

```

3458         Units are in milli-percent, where 1 indicates 0.001 percent.
3459     "
3460     REFERENCE
3461         "[MEF SOAM-PM] D37"
3462     ::= { mefSoamLmHistoryAvailStatsEntry 18 }
3463
3464
3465 -- *****
3466 -- Ethernet Loss Measurement Loss History Statistic Table
3467 -- *****
3468
3469 mefSoamLmHistoryStatsTable OBJECT-TYPE
3470     SYNTAX         SEQUENCE OF MefSoamLmHistoryStatsEntry
3471     MAX-ACCESS     not-accessible
3472     STATUS         current
3473     DESCRIPTION
3474         "This table contains the results for history Measurement
3475         Intervals in a SOAM Loss Measurement session.
3476
3477         Rows of this table object are created automatically
3478         by the SNMP Agent when the Loss Measurement session is running and a
3479         Measurement Interval is completed.
3480
3481         Each row in the table represents the history statistics for a Loss
3482         Measurement session Measurement Interval for the defined MEP. This
3483         table uses five indices. The first three indices are the indices of
3484         the Maintenance Domain, MaNet, and MEP tables. The fourth index is the
3485         specific LM session on the selected MEP. The fifth index index the
3486         specific Measurement Interval.
3487
3488         At least 32 completed Measurement Intervals are to be supported. 96
3489         completed Measurement Intervals are recommended to be supported. If
3490         there are at least 32 rows in the table and a new Measurement Interval
3491         completes and a new row is to be added to the table, the oldest completed
3492         Measurement Interval may be deleted (row deletion). If the measurement
3493         interval is other than 15 minutes then a minimum of 8 hours of
3494         completed Measurement Intervals are to be supported and 24 hours are
3495         recommended to be supported.
3496
3497         Except for mefSoamLmHistoryStatsIndex, mefSoamLmHistoryStatsEndTime,
3498         mefSoamLmHistoryStatsElapsedTime and mefSoamLmHistoryStatsSuspect,
3499         each object in this table applies only if the corresponding bit is set in
3500         mefSoamLmCfgMeasurementEnable.
3501
3502         The rows and objects in this table are to be persistent upon reboot
3503         or restart of a device.
3504     "
3505     REFERENCE
3506         "[MEF SOAM-PM] R7, R15, R21, D8, R25"
3507     ::= { mefSoamPmLmObjects 6 }
3508
3509 mefSoamLmHistoryStatsEntry OBJECT-TYPE
3510     SYNTAX         MefSoamLmHistoryStatsEntry
3511     MAX-ACCESS     not-accessible
3512     STATUS         current
3513     DESCRIPTION
3514         "The conceptual row of mefSoamLmHistoryStatsTable"
3515     INDEX          {
3516                 dotlagCfmMdIndex,
3517                 dotlagCfmMaIndex,
3518                 dotlagCfmMepIdentifier,
3519                 mefSoamLmCfgIndex,
3520                 mefSoamLmHistoryStatsIndex
3521             }

```

```

3522     ::= { mefSoamLmHistoryStatsTable 1 }
3523
3524 MefSoamLmHistoryStatsEntry ::= SEQUENCE {
3525     mefSoamLmHistoryStatsIndex                Unsigned32,
3526     mefSoamLmHistoryStatsEndTime              DateAndTime,
3527     mefSoamLmHistoryStatsElapsedTime          TimeInterval,
3528     mefSoamLmHistoryStatsSuspect              TruthValue,
3529     mefSoamLmHistoryStatsForwardTransmittedFrames Gauge32,
3530     mefSoamLmHistoryStatsForwardReceivedFrames Gauge32,
3531     mefSoamLmHistoryStatsForwardMinFlr        Unsigned32,
3532     mefSoamLmHistoryStatsForwardMaxFlr        Unsigned32,
3533     mefSoamLmHistoryStatsForwardAvgFlr        Unsigned32,
3534     mefSoamLmHistoryStatsBackwardTransmittedFrames Gauge32,
3535     mefSoamLmHistoryStatsBackwardReceivedFrames Gauge32,
3536     mefSoamLmHistoryStatsBackwardMinFlr        Unsigned32,
3537     mefSoamLmHistoryStatsBackwardMaxFlr        Unsigned32,
3538     mefSoamLmHistoryStatsBackwardAvgFlr        Unsigned32,
3539     mefSoamLmHistoryStatsSoamPdusSent          Gauge32,
3540     mefSoamLmHistoryStatsSoamPdusReceived      Gauge32
3541 }
3542
3543 mefSoamLmHistoryStatsIndex OBJECT-TYPE
3544     SYNTAX      Unsigned32
3545     MAX-ACCESS  not-accessible
3546     STATUS      current
3547     DESCRIPTION
3548         "The index for the Measurement Interval within this
3549         PM session.
3550
3551         Measurement Interval indexes are assigned sequentially by
3552         the SNMP Agent. The first Measurement Interval that occurs after
3553         the session is started is assigned index 1. Measurement Intervals
3554         for FLR (stored in this table) are based on
3555         mefSoamLmCfgMeasurementInterval and are indexed independently
3556         of Measurement Intervals for availability (stored in
3557         mefSoamLmHistoryAvailStatsTable).
3558
3559         Referential integrity is necessary, i.e., the index needs to be
3560         persistent upon a reboot or restart of a device. The index
3561         is never reused while this session is active until it wraps to zero.
3562         The index value keeps increasing up to that time.
3563         "
3564     ::= { mefSoamLmHistoryStatsEntry 1 }
3565
3566 mefSoamLmHistoryStatsEndTime OBJECT-TYPE
3567     SYNTAX      DateAndTime
3568     MAX-ACCESS  read-only
3569     STATUS      current
3570     DESCRIPTION
3571         "The time that the Measurement Interval ended.
3572         "
3573     REFERENCE
3574         "[MEF SOAM-PM] R23, R87, R112"
3575     ::= { mefSoamLmHistoryStatsEntry 2 }
3576
3577 mefSoamLmHistoryStatsElapsedTime OBJECT-TYPE
3578     SYNTAX      TimeInterval
3579     MAX-ACCESS  read-only
3580     STATUS      current
3581     DESCRIPTION
3582         "The length of time that the Measurement Interval ran for,
3583         in 0.01 seconds.
3584         "
3585     REFERENCE

```

```

3586     "[MEF SOAM-PM] R24, R87, R112"
3587     ::= { mefSoamLmHistoryStatsEntry 3 }
3588
3589 mefSoamLmHistoryStatsSuspect OBJECT-TYPE
3590     SYNTAX      TruthValue
3591     MAX-ACCESS  read-only
3592     STATUS      current
3593     DESCRIPTION
3594         "Whether the Measurement Interval has been marked as suspect.
3595
3596         The object is set to true when there is a discontinuity in the
3597         performance measurements during the Measurement Interval. Conditions
3598         for a discontinuity include, but are not limited to the following:
3599
3600         1 - The local time-of-day clock is adjusted by at least 10 seconds
3601         2 - The conducting of a performance measurement is halted before the
3602             current Measurement Interval is completed
3603         3 - A local test, failure, or reconfiguration that disrupts service
3604     "
3605     REFERENCE
3606         "[MEF SOAM-PM] R39, R40, R41, R42"
3607     ::= { mefSoamLmHistoryStatsEntry 4 }
3608
3609 mefSoamLmHistoryStatsForwardTransmittedFrames OBJECT-TYPE
3610     SYNTAX      Gauge32
3611     MAX-ACCESS  read-only
3612     STATUS      current
3613     DESCRIPTION
3614         "This object contains the number of frames transmitted in the
3615         forward direction by this MEP.
3616
3617         For a PM Session of types lmLmm and lmCcm this includes Ethernet
3618         Service Frames and SOAM PDUs that are in a higher MEG level only.
3619
3620         For a PM Session of type lmSlm this includes the count of OAM
3621         ETH-SLM frames only.
3622     "
3623     REFERENCE
3624         "[MEF SOAM-PM] R69, R87, R112"
3625     ::= { mefSoamLmHistoryStatsEntry 5 }
3626
3627 mefSoamLmHistoryStatsForwardReceivedFrames OBJECT-TYPE
3628     SYNTAX      Gauge32
3629     MAX-ACCESS  read-only
3630     STATUS      current
3631     DESCRIPTION
3632         "This object contains the number of frames received in the
3633         forward direction by this MEP.
3634
3635         For a PM Session of types lmLmm and lmCcm this includes Ethernet
3636         Service Frames and SOAM PDUs that are in a higher MEG level only.
3637
3638         For a PM Session of type lmSlm this includes the count of OAM
3639         ETH-SLM frames only.
3640     "
3641     REFERENCE
3642         "[MEF SOAM-PM] R69, R87, R112"
3643     ::= { mefSoamLmHistoryStatsEntry 6 }
3644
3645 mefSoamLmHistoryStatsForwardMinFlr OBJECT-TYPE
3646     SYNTAX      Unsigned32 (0..100000)
3647     UNITS       "milli-percent"
3648     MAX-ACCESS  read-only
3649     STATUS      current

```

```

3650 DESCRIPTION
3651     "This object contains the minimum one-way frame loss
3652     ratio in the forward direction calculated by this MEP for this
3653     Measurement Interval. The FLR value is a ratio that is expressed as a
3654     percent with a value of 0 (ratio 0.00) through 100000 (ratio 1.00).
3655
3656     Units are in milli-percent, where 1 indicates 0.001 percent.
3657     "
3658 REFERENCE
3659     "[MEF SOAM-PM] D37"
3660 ::= { mefSoamLmHistoryStatsEntry 7 }
3661
3662 mefSoamLmHistoryStatsForwardMaxFlr OBJECT-TYPE
3663     SYNTAX      Unsigned32 (0..100000)
3664     UNITS       "milli-percent"
3665     MAX-ACCESS  read-only
3666     STATUS      current
3667     DESCRIPTION
3668         "This object contains the maximum one-way frame loss
3669         ratio in the forward direction calculated by this MEP for this
3670         Measurement Interval. The FLR value is a ratio that is expressed as a
3671         percent with a value of 0 (ratio 0.00) through 100000 (ratio 1.00).
3672
3673         Units are in milli-percent, where 1 indicates 0.001 percent.
3674         "
3675     REFERENCE
3676         "[MEF SOAM-PM] D37"
3677     ::= { mefSoamLmHistoryStatsEntry 8 }
3678
3679 mefSoamLmHistoryStatsForwardAvgFlr OBJECT-TYPE
3680     SYNTAX      Unsigned32 (0..100000)
3681     UNITS       "milli-percent"
3682     MAX-ACCESS  read-only
3683     STATUS      current
3684     DESCRIPTION
3685         "This object contains the average one-way frame loss
3686         ratio in the forward direction calculated by this MEP for this
3687         Measurement Interval. The FLR value is a ratio that is expressed as a
3688         percent with a value of 0 (ratio 0.00) through 100000 (ratio 1.00).
3689
3690         Units are in milli-percent, where 1 indicates 0.001 percent.
3691         "
3692     REFERENCE
3693         "[MEF SOAM-PM] D37"
3694     ::= { mefSoamLmHistoryStatsEntry 9 }
3695
3696 mefSoamLmHistoryStatsBackwardTransmittedFrames OBJECT-TYPE
3697     SYNTAX      Gauge32
3698     MAX-ACCESS  read-only
3699     STATUS      current
3700     DESCRIPTION
3701         "This object contains the number of frames transmitted in the
3702         backward direction by this MEP.
3703
3704         For a PM Session of type lmLmm and lmCcm this includes Ethernet
3705         Service Frames and SOAM PDUs that are in a higher MEG level only.
3706
3707         For a PM Session of types lmSlm this includes the count of SOAM
3708         ETH-SLM frames only.
3709         "
3710     REFERENCE
3711         "[MEF SOAM-PM] D37"
3712     ::= { mefSoamLmHistoryStatsEntry 10 }
3713

```



```

3714 mefSoamLmHistoryStatsBackwardReceivedFrames OBJECT-TYPE
3715     SYNTAX      Gauge32
3716     MAX-ACCESS  read-only
3717     STATUS      current
3718     DESCRIPTION
3719         "This object contains the number of frames received in the
3720         backward direction by this MEP.
3721
3722         For a PM Session of type lmLmm and lmCcm this includes Ethernet
3723         Service Frames and SOAM PDUs that are in a higher MEG level only.
3724
3725         For a PM Session of types lmSlm this includes the count of SOAM
3726         ETH-SLM frames only.
3727     "
3728     REFERENCE
3729         "[MEF SOAM-PM] R69, R87, R112"
3730     ::= { mefSoamLmHistoryStatsEntry 11 }
3731
3732 mefSoamLmHistoryStatsBackwardMinFlr OBJECT-TYPE
3733     SYNTAX      Unsigned32 (0..100000)
3734     UNITS       "milli-percent"
3735     MAX-ACCESS  read-only
3736     STATUS      current
3737     DESCRIPTION
3738         "This object contains the minimum one-way frame loss
3739         ratio in the backward direction calculated by this MEP for
3740         this Measurement Interval. The FLR value is a ratio that is expressed as a
3741         percent with a value of 0 (ratio 0.00) through 100000 (ratio 1.00).
3742
3743         Units are in milli-percent, where 1 indicates 0.001 percent.
3744     "
3745     REFERENCE
3746         "[MEF SOAM-PM] R69, R87, R112"
3747     ::= { mefSoamLmHistoryStatsEntry 12 }
3748
3749 mefSoamLmHistoryStatsBackwardMaxFlr OBJECT-TYPE
3750     SYNTAX      Unsigned32 (0..100000)
3751     UNITS       "milli-percent"
3752     MAX-ACCESS  read-only
3753     STATUS      current
3754     DESCRIPTION
3755         "This object contains the maximum one-way frame loss
3756         ratio in the backward direction calculated by this MEP for
3757         this Measurement Interval. The FLR value is a ratio that is expressed as a
3758         percent with a value of 0 (ratio 0.00) through 100000 (ratio 1.00).
3759
3760         Units are in milli-percent, where 1 indicates 0.001 percent.
3761     "
3762     REFERENCE
3763         "[MEF SOAM-PM] D37"
3764     ::= { mefSoamLmHistoryStatsEntry 13 }
3765
3766 mefSoamLmHistoryStatsBackwardAvgFlr OBJECT-TYPE
3767     SYNTAX      Unsigned32 (0..100000)
3768     UNITS       "milli-percent"
3769     MAX-ACCESS  read-only
3770     STATUS      current
3771     DESCRIPTION
3772         "This object contains the average one-way frame loss
3773         ratio in the backward direction calculated by this MEP for
3774         this Measurement Interval. The FLR value is a ratio that is expressed as a
3775         percent with a value of 0 (ratio 0.00) through 100000 (ratio 1.00).
3776
3777         Units are in milli-percent, where 1 indicates 0.001 percent.

```

```

3778     "
3779     REFERENCE
3780     "[MEF SOAM-PM] D37"
3781     ::= { mefSoamLmHistoryStatsEntry 14 }
3782
3783 mefSoamLmHistoryStatsSoamPdusSent OBJECT-TYPE
3784     SYNTAX      Gauge32
3785     MAX-ACCESS  read-only
3786     STATUS      current
3787     DESCRIPTION
3788         "This object contains the count of the number of SOAM PDUs sent
3789         during this Measurement Interval.
3790
3791         This object applies when mefSoamLmCfgType is lmLmm, lmSlm,
3792         or lmCcm. It indicates the number of LMM, CCM, or SLM SOAM frames
3793         transmitted.
3794     "
3795     REFERENCE
3796     "[MEF SOAM-PM] R69, R87"
3797     ::= { mefSoamLmHistoryStatsEntry 15 }
3798
3799 mefSoamLmHistoryStatsSoamPdusReceived OBJECT-TYPE
3800     SYNTAX      Gauge32
3801     MAX-ACCESS  read-only
3802     STATUS      current
3803     DESCRIPTION
3804         "This object contains the count of the number of SOAM
3805         PDUs received in this Measurement Interval.
3806
3807         This object applies when mefSoamLmCfgType is lmLmm, lmSlm,
3808         or lmCcm. This object indicates the number of LMR, CCM, or SLR
3809         SOAM frames received.
3810     "
3811     REFERENCE
3812     "[MEF SOAM-PM] R69, R87"
3813     ::= { mefSoamLmHistoryStatsEntry 16 }
3814
3815 -- *****
3816 -- Ethernet Delay Measurement Configuration Table
3817 -- *****
3818
3819 mefSoamDmCfgTable OBJECT-TYPE
3820     SYNTAX      SEQUENCE OF MefSoamDmCfgEntry
3821     MAX-ACCESS  not-accessible
3822     STATUS      current
3823     DESCRIPTION
3824         "This table includes configuration objects and operations for the
3825         Delay Measurement function.
3826
3827         Each row in the table represents a Delay Measurement session for
3828         the defined MEP. This table uses four indices. The first three indices
3829         are the indices of the Maintenance Domain, MaNet, and MEP tables. The
3830         fourth index is the specific DM session on the selected MEP.
3831
3832         A Delay Measurement session is created on an existing MEP by first
3833         accessing the mefSoamDmOperNextIndex object and using this value as
3834         the mefSoamDmCfgIndex in the row creation.
3835
3836         Some writable objects in this table are only applicable in certain cases
3837         (as described under each object), and attempts to write values for them
3838         in other cases will be ignored.
3839
3840         The writable objects in this table need to be persistent upon reboot
3841         or restart of a device.

```

```

3842     "
3843     REFERENCE
3844     "[MEF SOAM-PM] R50; [Y.1731]"
3845     ::= { mefSoamPmDmObjects 1 }
3846
3847 mefSoamDmCfgEntry OBJECT-TYPE
3848     SYNTAX      MefSoamDmCfgEntry
3849     MAX-ACCESS  not-accessible
3850     STATUS      current
3851     DESCRIPTION
3852         "The conceptual row of mefSoamDmCfgTable."
3853     INDEX       {
3854         dotlagCfmMdIndex,
3855         dotlagCfmMaIndex,
3856         dotlagCfmMepIdentifier,
3857         mefSoamDmCfgIndex
3858     }
3859     ::= { mefSoamDmCfgTable 1 }
3860
3861 MefSoamDmCfgEntry ::= SEQUENCE {
3862     mefSoamDmCfgIndex                Unsigned32,
3863     mefSoamDmCfgType                 INTEGER,
3864     mefSoamDmCfgVersion              Unsigned32,
3865     mefSoamDmCfgEnabled              TruthValue,
3866     mefSoamDmCfgMeasurementEnable   BITS,
3867     mefSoamDmCfgMessagePeriod        MefSoamTcMeasurementPeriodType,
3868
3869     mefSoamDmCfgPriority              IEEE8021PriorityValue,
3870     mefSoamDmCfgFrameSize            Unsigned32,
3871     mefSoamDmCfgDataPattern          MefSoamTcDataPatternType,
3872     mefSoamDmCfgTestTlvIncluded      TruthValue,
3873     mefSoamDmCfgTestTlvPattern       MefSoamTcTestPatternType,
3874     mefSoamDmCfgMeasurementInterval Unsigned32,
3875     mefSoamDmCfgNumIntervalsStored   Unsigned32,
3876
3877     mefSoamDmCfgDestMacAddress        MacAddress,
3878     mefSoamDmCfgDestMepId            DotlagCfmMepIdOrZero,
3879     mefSoamDmCfgDestIsMepId          TruthValue,
3880     mefSoamDmCfgSourceMacAddress      MacAddress,
3881
3882     mefSoamDmCfgStartTimeType         MefSoamTcOperationTimeType,
3883     mefSoamDmCfgFixedStartDateAndTime DateAndTime,
3884     mefSoamDmCfgRelativeStartTime     TimeInterval,
3885     mefSoamDmCfgStopTimeType          MefSoamTcOperationTimeType,
3886     mefSoamDmCfgFixedStopDateAndTime DateAndTime,
3887     mefSoamDmCfgRelativeStopTime      TimeInterval,
3888     mefSoamDmCfgRepetitionTime        Unsigned32,
3889
3890     mefSoamDmCfgAlignMeasurementIntervals TruthValue,
3891     mefSoamDmCfgAlignMeasurementOffset Unsigned32,
3892     mefSoamDmCfgNumMeasBinsPerFrameDelayInterval Unsigned32,
3893     mefSoamDmCfgNumMeasBinsPerInterFrameDelayVariationInterval Unsigned32,
3894
3895     mefSoamDmCfgInterFrameDelayVariationSelectionOffset Unsigned32,
3896
3897     mefSoamDmCfgNumMeasBinsPerFrameDelayRangeInterval Unsigned32,
3898
3899     mefSoamDmCfgSessionType           MefSoamTcSessionType,
3900     mefSoamDmCfgSessionStatus         MefSoamTcStatusType,
3901     mefSoamDmCfgHistoryClear          TruthValue,
3902     mefSoamDmCfgRowStatus             RowStatus
3903 }
3904
3905 mefSoamDmCfgIndex

```

```

3906 OBJECT-TYPE
3907     SYNTAX      Unsigned32(1..4294967295)
3908     MAX-ACCESS  not-accessible
3909     STATUS      current
3910     DESCRIPTION
3911         "An index to the Delay Measurement Configuration table which indicates
3912         the specific measurement session for the MEP.
3913
3914         mefSoamPmMepOperNextIndex needs to be inspected to find an
3915         available index for row-creation.
3916
3917         Referential integrity is necessary, i.e., the index needs to be
3918         persistent upon a reboot or restart of a device. The index
3919         is never reused for other PM sessions on the same MEP while this
3920         session is active. The index value keeps increasing until it
3921         wraps to zero. This is to facilitate access control based
3922         on a fixed index for an EMS, since the index is not reused.
3923         "
3924     ::= { mefSoamDmCfgEntry 1 }
3925
3926 mefSoamDmCfgType OBJECT-TYPE
3927     SYNTAX      INTEGER {
3928                 dmDmm      (1),
3929                 dm1DmTx    (2),
3930                 dm1DmRx    (3)
3931             }
3932     MAX-ACCESS  read-create
3933     STATUS      current
3934     DESCRIPTION
3935         "This object indicates what type of Delay Measurement is to
3936         be performed.
3937
3938         dmDmm(1)          DMM SOAM PDU generated, DMR responses received
3939                          (one-way or two-way measurements)
3940         dm1DmTx(2)       1DM SOAM PDU generated (one-way measurements are made by
3941                          the receiver)
3942         dm1DmRx(3)       1DM SOAM PDU received and tracked (one-way measurements)
3943
3944         The exact PDUs to use are specified by this object in combination with
3945         mefSoamDmCfgVersion.
3946
3947         The value dmDMM is required. The values dm1DmTx and dm1DmRx are optional.
3948
3949         This object can only be written at row creation time and cannot be
3950         modified once it has been created.
3951         "
3952     REFERENCE
3953         "[MEF SOAM-PM] R52, R53, R54, O5, R88"
3954     ::= { mefSoamDmCfgEntry 2 }
3955
3956 mefSoamDmCfgVersion OBJECT-TYPE
3957     SYNTAX      Unsigned32
3958     MAX-ACCESS  read-create
3959     STATUS      current
3960     DESCRIPTION
3961         "This object indicates the version of the PDUs used to perform
3962         Delay Measurement.
3963
3964         Version 0 indicates the PDU formats defined in Y.1731-2008.
3965         Version 1 indicates the PDU formats defined in Y.1731-2011.
3966
3967         The exact PDUs to use are specified by this object in combination with
3968         mefSoamDmCfgType.
3969

```

```

3970         This object can only be written at row creation time and cannot be
3971         modified once it has been created.
3972     "
3973     REFERENCE
3974         "[Y.1731]"
3975     DEFVAL { 0 }
3976     ::= { mefSoamDmCfgEntry 3 }
3977
3978 mefSoamDmCfgEnabled OBJECT-TYPE
3979     SYNTAX      TruthValue
3980     MAX-ACCESS  read-create
3981     STATUS      current
3982     DESCRIPTION
3983         "This object specifies whether the Delay Measurement session is
3984         enabled.
3985
3986         The value 'true' indicates the Delay Measurement session is enabled AND
3987         SOAM PDUs are sent and/or measurements are collected when the session
3988         is running according to the scheduling objects (start time, stop time,
3989         etc.).
3990
3991         The value 'false' indicates the Delay Measurement session is disabled
3992         AND SOAM PDUs are not sent and/or measurements collected.
3993
3994         For a Delay Measurement session to be removed the row is deleted in
3995         order to release internal resources.
3996
3997         This object can written/modified after row creation time.
3998
3999         If the DM session is enabled it resumes after shutdown/restart.
4000
4001         If the DM session is disabled the current Measurement Interval is
4002         stopped, if it in process at the time, and all the in process calculations
4003         for the partially completed Measurement Interval are finalized.
4004
4005         This object does not affect whether the single-ended Responder is
4006         enabled or not, which is enabled or disabled by the
4007         mefSoamPmMepDmSingleEndedResponder object.
4008     "
4009     REFERENCE
4010         "[MEF SOAM-PM] R4, R5, R6, O1, R12, R14"
4011     DEFVAL { true }
4012     ::= { mefSoamDmCfgEntry 4 }
4013
4014 mefSoamDmCfgMeasurementEnable OBJECT-TYPE
4015     SYNTAX      BITS {
4016                 bSoamPdusSent(0),
4017                 bSoamPdusReceived(1),
4018                 bFrameDelayTwoWayBins(2),
4019                 bFrameDelayTwoWayMin(3),
4020                 bFrameDelayTwoWayMax(4),
4021                 bFrameDelayTwoWayAvg(5),
4022                 bFrameDelayForwardBins(6),
4023                 bFrameDelayForwardMin(7),
4024                 bFrameDelayForwardMax(8),
4025                 bFrameDelayForwardAvg(9),
4026                 bFrameDelayBackwardBins(10),
4027                 bFrameDelayBackwardMin(11),
4028                 bFrameDelayBackwardMax(12),
4029                 bFrameDelayBackwardAvg(13),
4030                 bIfdvForwardBins(14),
4031                 bIfdvForwardMin(15),
4032                 bIfdvForwardMax(16),
4033                 bIfdvForwardAvg(17),

```

```

4034         bIfdvBackwardBins(18),
4035         bIfdvBackwardMin(19),
4036         bIfdvBackwardMax(20),
4037         bIfdvBackwardAvg(21),
4038         bIfdvTwoWayBins(22),
4039         bIfdvTwoWayMin(23),
4040         bIfdvTwoWayMax(24),
4041         bIfdvTwoWayAvg(25),
4042         bFrameDelayRangeForwardBins(26),
4043         bFrameDelayRangeForwardMax(27),
4044         bFrameDelayRangeForwardAvg(28),
4045         bFrameDelayRangeBackwardBins(29),
4046         bFrameDelayRangeBackwardMax(30),
4047         bFrameDelayRangeBackwardAvg(31),
4048         bFrameDelayRangeTwoWayBins(32),
4049         bFrameDelayRangeTwoWayMax(33),
4050         bFrameDelayRangeTwoWayAvg(34),
4051         bMeasuredStatsFrameDelayTwoWay(35),
4052         bMeasuredStatsFrameDelayForward(36),
4053         bMeasuredStatsFrameDelayBackward(37),
4054         bMeasuredStatsIfdvTwoWay(38),
4055         bMeasuredStatsIfdvForward(39),
4056         bMeasuredStatsIfdvBackward(40)
4057     }
4058     MAX-ACCESS      read-create
4059     STATUS          current
4060     DESCRIPTION
4061         "A vector of bits that indicates the type of SOAM DM counters that
4062         are enabled.
4063
4064         A bit set to '1' enables the specific SOAM DM counter.
4065
4066         A bit set to '0' disables the SOAM DM counter.
4067
4068         If a particular SOAM DM counter is not supported the BIT value is
4069         set to '0'.
4070
4071         Not all SOAM DM counters are supported for all SOAM DM types.
4072
4073         This object can only be written at row creation time and cannot be
4074         modified once it has been created.
4075
4076         bSoamPdusSent(0)
4077             Enables/disables the mefSoamDmCurrentStatsSoamPdusSent
4078             and mefSoamDmHistoryStatsSoamPdusSent counters.
4079         bSoamPdusReceived(1)
4080             Enables/disables the mefSoamDmCurrentStatsSoamPdusReceived
4081             and mefSoamDmHistoryStatsSoamPdusReceived counters.
4082         bFrameDelayTwoWayBins(2)
4083             Enables/disables the mefSoamDmCurrentStatsBinsEntry counter
4084             and the mefSoamDmHistoryStatsBinsEntry counter
4085             when the mefSoamDmCfgMeasBinType is 'twoWayFrameDelay'.
4086         bFrameDelayTwoWayMin(3)
4087             Enables/disables the mefSoamDmCurrentStatsFrameDelayTwoWayMin
4088             and mefSoamDmHistoryStatsFrameDelayTwoWayMin counters.
4089         bFrameDelayTwoWayMax(4)
4090             Enables/disables the mefSoamDmCurrentStatsFrameDelayTwoWayMax
4091             and mefSoamDmHistoryStatsFrameDelayTwoWayMax counters.
4092         bFrameDelayTwoWayAvg(5)
4093             Enables/disables the mefSoamDmCurrentStatsFrameDelayTwoWayAvg
4094             and mefSoamDmHistoryStatsFrameDelayTwoWayAvg counters.
4095         bFrameDelayForwardBins(6)
4096             Enables/disables the mefSoamDmCurrentStatsBinsEntry counter
4097             and the mefSoamDmHistoryStatsBinsEntry counter

```

4098 when the mefSoamDmCfgMeasBinType is 'forwardFrameDelay'.
 4099 bFrameDelayForwardMin(7)
 4100 Enables/disables the mefSoamDmCurrentStatsFrameDelayForwardMin
 4101 and mefSoamDmHistoryStatsFrameDelayForwardMin counters.
 4102 bFrameDelayForwardMax(8)
 4103 Enables/disables the mefSoamDmCurrentStatsFrameDelayForwardMax
 4104 and mefSoamDmHistoryStatsFrameDelayForwardMax counters.
 4105 bFrameDelayForwardAvg(9)
 4106 Enables/disables the mefSoamDmCurrentStatsFrameDelayForwardAvg
 4107 and mefSoamDmHistoryStatsFrameDelayForwardAvg counters.
 4108 bFrameDelayBackwardBins(10)
 4109 Enables/disables the mefSoamDmCurrentStatsBinsEntry counter
 4110 and the mefSoamDmHistoryStatsBinsEntry counter
 4111 when the mefSoamDmCfgMeasBinType is 'backwardFrameDelay'.
 4112 bFrameDelayBackwardMin(11)
 4113 Enables/disables the mefSoamDmCurrentStatsFrameDelayBackwardMin
 4114 and mefSoamDmHistoryStatsFrameDelayBackwardMin counters.
 4115 bFrameDelayBackwardMax(12)
 4116 Enables/disables the mefSoamDmCurrentStatsFrameDelayBackwardMax
 4117 and mefSoamDmHistoryStatsFrameDelayBackwardMax counters.
 4118 bFrameDelayBackwardAvg(13)
 4119 Enables/disables the mefSoamDmCurrentStatsFrameDelayBackwardAvg
 4120 and mefSoamDmHistoryStatsFrameDelayBackwardAvg counters.
 4121 bIfdvForwardBins(14)
 4122 Enables/disables the mefSoamDmCurrentStatsBinsEntry counter
 4123 and the mefSoamDmHistoryStatsBinsEntry counter
 4124 when the mefSoamDmCfgMeasBinType is 'forwardIfdv'.
 4125 bIfdvForwardMin(15)
 4126 Enables/disables the mefSoamDmCurrentStatsIfdvForwardMin
 4127 and mefSoamDmHistoryStatsIfdvForwardMin counters.
 4128 bIfdvForwardMax(16)
 4129 Enables/disables the mefSoamDmCurrentStatsIfdvForwardMax
 4130 and mefSoamDmHistoryStatsIfdvForwardMax counters.
 4131 bIfdvForwardAvg(17)
 4132 Enables/disables the mefSoamDmCurrentStatsIfdvForwardAvg
 4133 and mefSoamDmHistoryStatsIfdvForwardAvg counters.
 4134 bIfdvBackwardBins(18)
 4135 Enables/disables the mefSoamDmCurrentStatsBinsEntry counter
 4136 and the mefSoamDmHistoryStatsBinsEntry counter
 4137 when the mefSoamDmCfgMeasBinType is 'backwardIfdv'.
 4138 bIfdvBackwardMin(19)
 4139 Enables/disables the mefSoamDmCurrentStatsIfdvBackwardMin
 4140 and mefSoamDmHistoryStatsIfdvBackwardMin counters.
 4141 bIfdvBackwardMax(20)
 4142 Enables/disables the mefSoamDmCurrentStatsIfdvBackwardMax
 4143 and mefSoamDmHistoryStatsIfdvBackwardMax counters.
 4144 bIfdvBackwardAvg(21)
 4145 Enables/disables the mefSoamDmCurrentStatsIfdvBackwardAvg
 4146 and mefSoamDmHistoryStatsIfdvBackwardAvg counters.
 4147 bIfdvTwoWayBins(22)
 4148 Enables/disables the mefSoamDmCurrentStatsBinsEntry counter
 4149 and the mefSoamDmHistoryStatsBinsEntry counter
 4150 when the mefSoamDmCfgMeasBinType is 'twoWayIfdv'.
 4151 bIfdvTwoWayMin(23)
 4152 Enables/disables the mefSoamDmCurrentStatsIfdvTwoWayMin
 4153 and mefSoamDmHistoryStatsIfdvTwoWayMin counters.
 4154 bIfdvTwoWayMax(24)
 4155 Enables/disables the mefSoamDmCurrentStatsIfdvTwoWayMax
 4156 and mefSoamDmHistoryStatsIfdvTwoWayMax counters.
 4157 bIfdvTwoWayAvg(25)
 4158 Enables/disables the mefSoamDmCurrentStatsIfdvTwoWayAvg
 4159 and mefSoamDmHistoryStatsIfdvTwoWayAvg counters.
 4160 bFrameDelayRangeForwardBins(26)
 4161 Enables/disables the mefSoamDmCurrentStatsBinsEntry counter


```

4162         and the mefSoamDmHistoryStatsBinsEntry counter
4163         when the mefSoamDmCfgMeasBinType is 'forwardFrameDelayRange'.
4164     bFrameDelayRangeForwardMax(27)
4165         Enables/disables the mefSoamDmCurrentStatsFrameDelayRangeForwardMax
4166         and mefSoamDmHistoryStatsFrameDelayRangeForwardMax counters.
4167     bFrameDelayRangeForwardAvg(28)
4168         Enables/disables the mefSoamDmCurrentStatsFrameDelayRangeForwardAvg
4169         and mefSoamDmHistoryStatsFrameDelayRangeForwardAvg counters.
4170     bFrameDelayRangeBackwardBins(29)
4171         Enables/disables the mefSoamDmCurrentStatsBinsEntry counter
4172         and the mefSoamDmHistoryStatsBinsEntry counter
4173         when the mefSoamDmCfgMeasBinType is 'backwardFrameDelayRange'.
4174     bFrameDelayRangeBackwardMax(30)
4175         Enables/disables the mefSoamDmCurrentStatsFrameDelayRangeBackwardMax
4176         and mefSoamDmHistoryStatsFrameDelayRangeBackwardMax counters.
4177     bFrameDelayRangeBackwardAvg(31)
4178         Enables/disables the mefSoamDmCurrentStatsFrameDelayRangeBackwardAvg
4179         and mefSoamDmHistoryStatsFrameDelayRangeBackwardAvg counters.
4180     bFrameDelayRangeTwoWayBins(32)
4181         Enables/disables the mefSoamDmCurrentStatsBinsEntry counter
4182         and the mefSoamDmHistoryStatsBinsEntry counter
4183         when the mefSoamDmCfgMeasBinType is 'twoWayFrameDelayRange'.
4184     bFrameDelayRangeTwoWayMax(33)
4185         Enables/disables the mefSoamDmCurrentStatsFrameDelayRangeTwoWayMax
4186         and mefSoamDmHistoryStatsFrameDelayRangeTwoWayMax counters.
4187     bFrameDelayRangeTwoWayAvg(34)
4188         Enables/disables the mefSoamDmCurrentStatsFrameDelayRangeTwoWayAvg
4189         and mefSoamDmHistoryStatsFrameDelayRangeTwoWayAvg counters.
4190     bMeasuredStatsFrameDelayTwoWay(35)
4191         Enables/disables the mefSoamDmMeasuredStatsFrameDelayTwoWay
4192         counter.
4193     bMeasuredStatsFrameDelayForward(36)
4194         Enables/disables the mefSoamDmMeasuredStatsFrameDelayForward
4195         counter.
4196     bMeasuredStatsFrameDelayBackward(37)
4197         Enables/disables the mefSoamDmMeasuredStatsFrameDelayBackward
4198         counter.
4199     bMeasuredStatsIfdvTwoWay(38)
4200         Enables/disables the mefSoamDmMeasuredStatsIfdvTwoWay
4201         counter.
4202     bMeasuredStatsIfdvForward(39)
4203         Enables/disables the mefSoamDmMeasuredStatsIfdvForward
4204         counter.
4205     bMeasuredStatsIfdvBackward(40)
4206         Enables/disables the mefSoamDmMeasuredStatsIfdvBackward
4207         counter.
4208     "
4209     REFERENCE
4210         "[MEF SOAM-PM]"
4211     DEFVAL { { } }
4212     ::= { mefSoamDmCfgEntry 5 }
4213
4214     mefSoamDmCfgMessagePeriod OBJECT-TYPE
4215         SYNTAX      MefSoamTcMeasurementPeriodType
4216         UNITS       "ms"
4217         MAX-ACCESS  read-create
4218         STATUS      current
4219         DESCRIPTION
4220             "This object specifies the interval between Delay Measurement
4221             OAM message transmission. For Delay Measurement monitoring
4222             applications, the default value is 100ms.
4223
4224             This object can only be written at row creation time and cannot be
4225             modified once it has been created.

```

```

4226     "
4227     REFERENCE
4228     "[MEF SOAM-PM] R61, R62, D22, R95, R96, D39"
4229     DEFVAL { 100 }
4230     ::= { mefSoamDmCfgEntry 6 }
4231
4232     mefSoamDmCfgPriority OBJECT-TYPE
4233     SYNTAX      IEEE8021PriorityValue
4234     MAX-ACCESS  read-create
4235     STATUS      current
4236     DESCRIPTION
4237         "This object specifies the priority of frames with
4238         Delay Measurement OAM message information.
4239
4240         The default value is to be the value which yields the lowest frame
4241         loss.
4242
4243         This object can only be written at row creation time and cannot be
4244         modified once it has been created.
4245     "
4246     REFERENCE
4247     "[MEF SOAM-PM] R1, R2, R56, D21, R57, R58, R90-R94, D28;
4248     [MEF 10.2.1] Section 6.8"
4249     ::= { mefSoamDmCfgEntry 7 }
4250
4251     mefSoamDmCfgFrameSize OBJECT-TYPE
4252     SYNTAX      Unsigned32
4253     MAX-ACCESS  read-create
4254     STATUS      current
4255     DESCRIPTION
4256         "This object specifies the Delay Measurement frame size between
4257         64 bytes and the maximum transmission unit of the EVC.
4258
4259         The range of frame sizes from 64 through 2000 octets need to be
4260         supported, and the range of frame sizes from 2001 through 9600 octets
4261         is suggested to be supported.
4262
4263         The adjustment to the frame size of the standard frame size is
4264         accomplished by the addition of a Data or Test TLV. A Data or Test TLV
4265         is only added to the frame if the frame size is greater than 64 bytes.
4266
4267         This object is only valid for the entity transmitting the Delay
4268         Measurement frames (dmDmm, dm1DmTx) and is ignored by the entity
4269         receiving frames.
4270
4271         In addition, this object is not valid when mefSoamDmCfgVersion is 0.
4272
4273         This object can only be written at row creation time and cannot be
4274         modified once it has been created.
4275     "
4276     REFERENCE
4277     "[MEF SOAM-PM] R63, R64, D23, D24, R97, R98, D40, D41"
4278     DEFVAL { 64 }
4279     ::= { mefSoamDmCfgEntry 8 }
4280
4281     mefSoamDmCfgDataPattern OBJECT-TYPE
4282     SYNTAX      MefSoamTcDataPatternType
4283     MAX-ACCESS  read-create
4284     STATUS      current
4285     DESCRIPTION
4286         "This object specifies the DM data pattern included in a Data TLV
4287         when the size of the DM frame is determined by the
4288         mefSoamDmFrameSize object and mefSoamDmTestTlvIncluded is 'false'.
4289         If the frame size object does not define the DM frame size or

```

```

4290         mefSoamDmTestTlvIncluded is 'true' the value of this object is
4291         ignored.
4292
4293         This object can only be written at row creation time and cannot be
4294         modified once it has been created.
4295     "
4296     DEFVAL { zeroPattern }
4297     ::= { mefSoamDmCfgEntry 9 }
4298
4299 mefSoamDmCfgTestTlvIncluded OBJECT-TYPE
4300     SYNTAX      TruthValue
4301     MAX-ACCESS  read-create
4302     STATUS      current
4303     DESCRIPTION
4304         "Indicates whether a Test TLV or Data TLV is included when the size
4305         of the DM frame is determined by the mefSoamDmFrameSize object.
4306         A value of 'true' indicates that the Test TLV is to be included. A
4307         value of 'false' indicates that the Data TLV is to be included.
4308
4309         If the frame size object does not define the DM frame size
4310         the value of this object is ignored.
4311
4312         This object can only be written at row creation time and cannot be
4313         modified once it has been created.
4314     "
4315     REFERENCE
4316         "[Y.1731] 9.3"
4317     DEFVAL { false }
4318     ::= { mefSoamDmCfgEntry 10 }
4319
4320 mefSoamDmCfgTestTlvPattern OBJECT-TYPE
4321     SYNTAX      MefSoamTcTestPatternType
4322     MAX-ACCESS  read-create
4323     STATUS      current
4324     DESCRIPTION
4325         "This object specifies the type of test pattern to be
4326         sent in the DM frame Test TLV when the size
4327         of DM PDU is determined by the mefSoamDmFrameSize object and
4328         mefSoamDmTestTlvIncluded is 'true'. If the frame size object
4329         does not define the DM frame size or mefSoamDmTestTlvIncluded
4330         is 'false' the value of this object is ignored.
4331
4332         This object can only be written at row creation time and cannot be
4333         modified once it has been created.
4334     "
4335     DEFVAL { null }
4336     ::= { mefSoamDmCfgEntry 11 }
4337
4338 mefSoamDmCfgMeasurementInterval OBJECT-TYPE
4339     SYNTAX      Unsigned32 (1..1440)
4340     UNITS       "minutes"
4341     MAX-ACCESS  read-create
4342     STATUS      current
4343     DESCRIPTION
4344         "This object specifies a Measurement Interval in minutes.
4345
4346         A Measurement Interval 15 minutes needs to be supported, other intervals
4347         may be supported.
4348
4349         This object can only be written at row creation time and cannot be
4350         modified once it has been created.
4351     "
4352     REFERENCE
4353         "[MEF SOAM-PM] R16, R17"

```

```

4354     DEFVAL { 15 }
4355     ::= { mefSoamDmCfgEntry 12 }
4356
4357 mefSoamDmCfgNumIntervalsStored OBJECT-TYPE
4358     SYNTAX      Unsigned32 (2..1000)
4359     MAX-ACCESS  read-create
4360     STATUS      current
4361     DESCRIPTION
4362         "This object specifies the number of completed Measurement Intervals
4363         to store in the history statistic table.
4364
4365         At least 32 completed Measurement Intervals are to be stored. 96
4366         Measurement Intervals are recommended to be stored.
4367
4368         This object can only be written at row creation time and cannot be
4369         modified once it has been created.
4370     "
4371     REFERENCE
4372         "[MEF SOAM-PM] R21, D8, D9"
4373     DEFVAL { 32 }
4374     ::= { mefSoamDmCfgEntry 13 }
4375
4376 mefSoamDmCfgDestMacAddress OBJECT-TYPE
4377     SYNTAX      MacAddress
4378     MAX-ACCESS  read-create
4379     STATUS      current
4380     DESCRIPTION
4381         "The Target or Destination MAC Address Field to be transmitted.
4382
4383         If mefSoamDmCfgType is 'dmDmm', the destination address is to be the
4384         unicast address of the destination MEP. An error is returned if this
4385         object is set to a multicast address.
4386
4387         If mefSoamDmCfgType is 'dm1DmTx', the destination address is normally the
4388         unicast address of the destination MEP, but can be a multicast address
4389         indicating the level of the MEG: 01-80-c2-00-00-3y, where y is the
4390         level of the MEG. An error is returned if this object is set to any
4391         other multicast address.
4392
4393         If mefSoamDmCfgType is 'dm1DmRx', this object is ignored.
4394
4395         This address will be used if the value of the object
4396         mefSoamDmDestIsMepId is 'false'.
4397
4398         This object is only valid for the entity transmitting the
4399         SOAM DM frames and is ignored by the entity receiving
4400         SOAM DM frames.
4401
4402         This object can only be written at row creation time and cannot be
4403         modified once it has been created.
4404     "
4405     REFERENCE
4406         "[MEF SOAM-PM] R55, R89"
4407     ::= { mefSoamDmCfgEntry 14 }
4408
4409 mefSoamDmCfgDestMepId OBJECT-TYPE
4410     SYNTAX      DotlagCfmMepIdOrZero
4411     MAX-ACCESS  read-create
4412     STATUS      current
4413     DESCRIPTION
4414         "The Maintenance Association End Point Identifier of
4415         another MEP in the same Maintenance Association to which
4416         the SOAM DM frame is to be sent.
4417

```

```

4418         This address will be used if the value of the column
4419         mefSoamDmDestIsMepId is 'true'. A value of zero
4420         means that the destination MEP ID has not been configured.
4421
4422         This object is only valid for the entity transmitting the Delay
4423         Measurement frames, types 'dmDmm' and 'dmlDmTx'. It is not applicable
4424         for the 'dmlDmRx' type.
4425
4426         This object can only be written at row creation time and cannot be
4427         modified once it has been created.
4428     "
4429     REFERENCE
4430         "[MEF SOAM-PM] R55, R89"
4431     DEFVAL { 0 }
4432     ::= { mefSoamDmCfgEntry 15 }
4433
4434     mefSoamDmCfgDestIsMepId OBJECT-TYPE
4435         SYNTAX      TruthValue
4436         MAX-ACCESS  read-create
4437         STATUS      current
4438         DESCRIPTION
4439             "A value of 'true' indicates that MEPID of the target MEP is used for
4440             SOAM DM frame transmission.
4441
4442             A value of 'false' indicates that the destination MAC address of the
4443             target MEP is used for SOAM DM frame transmission.
4444
4445             This object is only valid for the entity transmitting the Delay
4446             Measurement frames, types 'dmDmm' and 'dmlDmTx'. It is not applicable
4447             for the 'dmlDmRx' type.
4448
4449             This object can only be written at row creation time and cannot be
4450             modified once it has been created.
4451     "
4452     REFERENCE
4453         "[MEF SOAM-PM] R55, R89"
4454     DEFVAL { true }
4455     ::= { mefSoamDmCfgEntry 16 }
4456
4457     mefSoamDmCfgSourceMacAddress OBJECT-TYPE
4458         SYNTAX      MacAddress
4459         MAX-ACCESS  read-create
4460         STATUS      current
4461         DESCRIPTION
4462             "The Source MAC Address Field of the received SOAM DM session PDUs.
4463
4464             If mefSoamDmCfgType is dmlDmRx this object indicates the source
4465             address of the dmlDmTx DM session.
4466
4467             This object is only valid for mefSoamDmCfgType set to dmlDmRx. It is
4468             ignored for mefSoamDmCfgType set to dmDmm or dmlDmTx.
4469
4470             This object can only be written at row creation time and cannot be
4471             modified once it has been created.
4472     "
4473     REFERENCE
4474         "[MEF SOAM-PM] R55, R89"
4475     ::= { mefSoamDmCfgEntry 17 }
4476
4477     mefSoamDmCfgStartTimeType OBJECT-TYPE
4478         SYNTAX      MefSoamTcOperationTimeType
4479         MAX-ACCESS  read-create
4480         STATUS      current
4481         DESCRIPTION

```

```

4482     "This object specifies the type of start time of the SOAM DM
4483     session. The start time can be disabled (none), immediate, relative,
4484     or fixed.
4485
4486     The value of 'none' is illegal and a write error will be returned
4487     if this value is used.
4488
4489     The value of 'immediate' starts the SOAM DM session when the
4490     mefSoamDmCfgEnabled is true.
4491
4492     The value of 'fixed' starts the SOAM DM session when the
4493     mefSoamDmFixedStartDateAndTime is less than or equal to the current
4494     system date and time and mefSoamDmCfgEnabled is true. This value is used
4495     to implement an On-Demand fixed time PM session.
4496
4497     The value of 'relative' starts the SOAM DM session when the current
4498     system date and time minus the mefSoamDmRelativeStartTime is greater than
4499     or equal to the system date and time when the mefSoamDmStartTimeType
4500     object was written and mefSoamDmCfgEnabled is true. This value is used
4501     to implement an On-Demand relative time PM session.
4502
4503     This object can only be written at row creation time and cannot be
4504     modified once it has been created.
4505     "
4506     REFERENCE
4507     "[MEF SOAM-PM] R3, R7, R8, D1"
4508     DEFVAL { immediate }
4509     ::= { mefSoamDmCfgEntry 18 }
4510
4511     mefSoamDmCfgFixedStartDateAndTime OBJECT-TYPE
4512     SYNTAX      DateAndTime
4513     MAX-ACCESS  read-create
4514     STATUS      current
4515     DESCRIPTION
4516     "This object specifies the fixed start date/time for the
4517     SOAM Delay Measurement session. This object is used only used if
4518     mefSoamDmStartTimeType is 'fixed' and is ignored otherwise.
4519
4520     The default value is year 0000, month 01, day 01, time 00:00:00.00.
4521
4522     This object can only be written at row creation time and cannot be
4523     modified once it has been created.
4524     "
4525     REFERENCE
4526     "[MEF SOAM-PM] R9"
4527     DEFVAL { '0000010100000000'H }
4528     ::= { mefSoamDmCfgEntry 19 }
4529
4530     mefSoamDmCfgRelativeStartTime OBJECT-TYPE
4531     SYNTAX      TimeInterval
4532     MAX-ACCESS  read-create
4533     STATUS      current
4534     DESCRIPTION
4535     "This object specifies the relative start time, from
4536     the current system time, for the SOAM DM session. This
4537     object is used only if mefSoamDmStartTimeType is 'relative'
4538     and is ignored otherwise.
4539
4540     This object can only be written at row creation time and cannot be
4541     modified once it has been created.
4542     "
4543     REFERENCE
4544     "[MEF SOAM-PM] R9"
4545     DEFVAL { 0 }

```

```

4546 ::= { mefSoamDmCfgEntry 20 }
4547
4548 mefSoamDmCfgStopTimeType OBJECT-TYPE
4549     SYNTAX      MefSoamTcOperationTimeType
4550     MAX-ACCESS  read-create
4551     STATUS      current
4552     DESCRIPTION
4553         "This object specifies the type of stop time to terminate the
4554         SOAM DM session. The stop time can be forever (none), relative, or
4555         fixed.
4556
4557         The value of 'none' indicates that the SOAM DM session never ends once it
4558         has started unless the session is disabled.
4559
4560         The value of 'immediate' is illegal and a write error will be returned
4561         if this value is used.
4562
4563         The value of 'fixed' stops the SOAM DM session when the
4564         mefSoamDmFixedStopDateAndTime is less than or equal
4565         to the current system date. This
4566         value is used to implement an On-Demand fixed time PM session.
4567
4568         The value of 'relative' stops the SOAM DM session when the time
4569         indicated by mefSoamDmRelativeStopTime has passed since the session
4570         start time as determined by the mefSoamDmCfgStartTimeType,
4571         mefSoamDmCfgFixedStartDateAndTime and mefSoamDmCfgRelativeStartTime
4572         objects.
4573         This value is used to implement an On-Demand relative time PM session.
4574
4575         This object can only be written at row creation time and cannot be
4576         modified once it has been created.
4577     "
4578     REFERENCE
4579         "[MEF SOAM-PM] R3, R10, D2"
4580     DEFVAL { none }
4581     ::= { mefSoamDmCfgEntry 21 }
4582
4583 mefSoamDmCfgFixedStopDateAndTime OBJECT-TYPE
4584     SYNTAX      DateAndTime
4585     MAX-ACCESS  read-create
4586     STATUS      current
4587     DESCRIPTION
4588         "This object specifies the fixed stop date/time for the
4589         SOAM Delay Measurement session. This object is used only used
4590         if mefSoamDmStopTimeType is 'fixed' and is ignored otherwise.
4591
4592         The default value is year 0000, month 01, day 01, time 00:00:00.00.
4593
4594         This object can only be written at row creation time and cannot be
4595         modified once it has been created.
4596     "
4597     REFERENCE
4598         "[MEF SOAM-PM] R10, R13"
4599     DEFVAL { '0000010100000000'H }
4600     ::= { mefSoamDmCfgEntry 22 }
4601
4602 mefSoamDmCfgRelativeStopTime OBJECT-TYPE
4603     SYNTAX      TimeInterval
4604     MAX-ACCESS  read-create
4605     STATUS      current
4606     DESCRIPTION
4607         "This object specifies the relative stop time, from the
4608         session start time, to stop the SOAM DM session. This
4609         object is used only if mefSoamDmStopTimeType is 'relative' and is

```



```

4610         ignored otherwise.
4611
4612         This object can only be written at row creation time and cannot be
4613         modified once it has been created.
4614     "
4615     REFERENCE
4616         "[MEF SOAM-PM] R11"
4617     DEFVAL { 0 }
4618     ::= { mefSoamDmCfgEntry 23 }
4619
4620 mefSoamDmCfgRepetitionTime OBJECT-TYPE
4621     SYNTAX      Unsigned32 (0..31536000)
4622     UNITS       "seconds"
4623     MAX-ACCESS  read-create
4624     STATUS      current
4625     DESCRIPTION
4626         "This object specifies a configurable repetition time between
4627         Measurement Intervals in a Delay Measurement session in seconds.
4628
4629         If the value is 0 (none), there is no time gap between the end of one
4630         Measurement Interval and the start of a new Measurement Interval.
4631         This is the normal usage case.
4632
4633         If the value is greater than one Measurement Interval there is time gap
4634         between the end of one Measurement Interval and the start of the next
4635         Measurement Interval. The repetition time specifies the time between
4636         the start of consecutive Measurement Intervals; hence the gap between
4637         the end of one Measurement Interval and the start of the next is equal
4638         to the difference between the repetition time and the measurement
4639         interval. During this gap, no SOAM PDUs are sent for this session and
4640         no measurements are made.
4641
4642         If the value is greater 0 but less than or equal to the measurement
4643         interval, an error is returned.
4644
4645         This object can only be written at row creation time and cannot be
4646         modified once it has been created.
4647     "
4648     REFERENCE
4649         "[MEF SOAM-PM] R18, D3, R19, R20"
4650     DEFVAL { 0 }
4651     ::= { mefSoamDmCfgEntry 24 }
4652
4653 mefSoamDmCfgAlignMeasurementIntervals OBJECT-TYPE
4654     SYNTAX      TruthValue
4655     MAX-ACCESS  read-create
4656     STATUS      current
4657     DESCRIPTION
4658         "This object specifies whether the Measurement Intervals for
4659         the Delay Measurement session are aligned with a zero offset to
4660         real time.
4661
4662         The value 'true' indicates that each Measurement Interval starts
4663         at a time which is aligned to NE time source hour, if the repetition
4664         time (or the Measurement Interval, if the repetition time is 0) is
4665         a factor of an hour, i.e. 60min/15min = 4. For instance, a
4666         Measurement Interval/Repetition Time of 15 minutes would stop/start
4667         the Measurement Interval at 0, 15, 30, and 45 minutes of an hour. A
4668         Measurement Interval/Repetition Time of 7 minutes would not align
4669         to the hour since 7 minutes is NOT a factor of an hour, i.e.
4670         60min/7min = 8.6. In this case the behavior is the same as if the
4671         object is set to 'false'.
4672
4673         The value 'false' indicates that the first Measurement Interval starts

```

```

4674         at an arbitrary time and each subsequent Measurement Interval starts
4675         at a time which is determined by mefSoamLmCfgRepetitionTime.
4676
4677         This object can only be written at row creation time and cannot be
4678         modified once it has been created.
4679         "
4680     REFERENCE
4681         "[MEF SOAM-PM] D4, D5, D6"
4682     DEFVAL { true }
4683     ::= { mefSoamDmCfgEntry 25 }
4684
4685 mefSoamDmCfgAlignMeasurementOffset OBJECT-TYPE
4686     SYNTAX      Unsigned32 (0..525600)
4687     UNITS       "minutes"
4688     MAX-ACCESS  read-create
4689     STATUS      current
4690     DESCRIPTION
4691         "This object specifies the offset in minutes from the time of day value
4692         if mefSoamDmCfgAlignMeasurementIntervals is 'true' and the repetition
4693         time is a factor of 60 minutes. If not, the value of this object
4694         is ignored.
4695
4696         If the Measurement Interval is 15 minutes and
4697         mefSoamDmCfgAlignMeasurementIntervals is true and if this object was
4698         set to 5 minutes, the Measurement Intervals would start at 5, 20, 35, 50
4699         minutes past each hour.
4700
4701         This object can only be written at row creation time and cannot be
4702         modified once it has been created.
4703         "
4704     REFERENCE
4705         "[MEF SOAM-PM] D7"
4706     DEFVAL { 0 }
4707     ::= { mefSoamDmCfgEntry 26 }
4708
4709 mefSoamDmCfgNumMeasBinsPerFrameDelayInterval OBJECT-TYPE
4710     SYNTAX      Unsigned32 (2..100)
4711     MAX-ACCESS  read-create
4712     STATUS      current
4713     DESCRIPTION
4714         "This object specifies the number of measurement bins
4715         per Measurement Interval for Frame Delay measurements.
4716
4717         At least 3 bins are to be supported; at least 10 bins are recommended
4718         to be supported.
4719
4720         This object can only be written at row creation time and cannot be
4721         modified once it has been created.
4722         "
4723     REFERENCE
4724         "[MEF SOAM-PM] R27, D11, R28, D12"
4725     DEFVAL { 3 }
4726     ::= { mefSoamDmCfgEntry 27 }
4727
4728 mefSoamDmCfgNumMeasBinsPerInterFrameDelayVariationInterval OBJECT-TYPE
4729     SYNTAX      Unsigned32 (2..100)
4730     MAX-ACCESS  read-create
4731     STATUS      current
4732     DESCRIPTION
4733         "This object specifies the number of measurement bins
4734         per Measurement Interval for Inter-Frame Delay Variation
4735         measurements.
4736
4737         The minimum number of measurement bins to be supported is 2. The

```

```

4738         desired number of measurements bins to be supported is 10.
4739
4740         This object can only be written at row creation time and cannot be
4741         modified once it has been created.
4742     "
4743     REFERENCE
4744         "[MEF SOAM-PM] R29, D13, R30, D14"
4745     DEFVAL { 2 }
4746     ::= { mefSoamDmCfgEntry 28 }
4747
4748     mefSoamDmCfgInterFrameDelayVariationSelectionOffset OBJECT-TYPE
4749         SYNTAX      Unsigned32 (1..100)
4750         MAX-ACCESS  read-create
4751         STATUS      current
4752         DESCRIPTION
4753             "This object specifies the selection offset for
4754             Inter-Frame Delay Variation measurements.  If this value
4755             is set to n, then the IFDV is calculated by taking the
4756             difference in frame delay between frame F and frame (F+n).
4757
4758             This object can only be written at row creation time and cannot be
4759             modified once it has been created.
4760         "
4761         REFERENCE
4762             "[MEF SOAM-PM] O4, D25, O6, D42"
4763         DEFVAL { 1 }
4764         ::= { mefSoamDmCfgEntry 29 }
4765
4766     mefSoamDmCfgNumMeasBinsPerFrameDelayRangeInterval OBJECT-TYPE
4767         SYNTAX      Unsigned32 (2..100)
4768         MAX-ACCESS  read-create
4769         STATUS      current
4770         DESCRIPTION
4771             "This object specifies the number of measurement bins
4772             per Measurement Interval for Frame Delay Range measurements.
4773
4774             At least 2 bins are to be supported; at least 10 bins are recommended
4775             to be supported.
4776
4777             This object can only be written at row creation time and cannot be
4778             modified once it has been created.
4779         "
4780         REFERENCE
4781             "[MEF SOAM-PM] R31, D15, R32, D16"
4782         DEFVAL { 2 }
4783         ::= { mefSoamDmCfgEntry 30 }
4784
4785     mefSoamDmCfgSessionType OBJECT-TYPE
4786         SYNTAX      MefSoamTcSessionType
4787         MAX-ACCESS  read-create
4788         STATUS      current
4789         DESCRIPTION
4790             "This object indicates whether the current session is defined to
4791             be 'Proactive' or 'On-Demand'.  A value of 'proactive'
4792             indicates the current session is 'Proactive'.  A value of 'onDemand'
4793             indicates the current session is 'On-Demand'.
4794
4795             This object can only be written at row creation time and cannot be
4796             modified once it has been created.
4797         "
4798         REFERENCE
4799             "[MEF SOAM-PM] R3"
4800         DEFVAL { proactive }
4801         ::= { mefSoamDmCfgEntry 31 }

```

```

4802
4803 mefSoamDmCfgSessionStatus OBJECT-TYPE
4804     SYNTAX      MefSoamTcStatusType
4805     MAX-ACCESS  read-only
4806     STATUS      current
4807     DESCRIPTION
4808         "This object indicates the current status of the DM session. A value
4809         of 'active' indicates the current DM session is active, i.e. the current
4810         time lies between the start time and the stop time, and
4811         mefSoamDmCfgEnabled is true. A value of 'notActive' indicates the
4812         current DM session is not active, i.e. it has not started yet, has
4813         stopped upon reaching the stop time, or is disabled.
4814         "
4815     ::= { mefSoamDmCfgEntry 32 }
4816
4817 mefSoamDmCfgHistoryClear OBJECT-TYPE
4818     SYNTAX      TruthValue
4819     MAX-ACCESS  read-create
4820     STATUS      current
4821     DESCRIPTION
4822         "This object when written clears the Delay Measurement history
4823         tables (mefSoamDmHistoryStatsTable and mefSoamDmHistoryStatsBinsTable)
4824         - all rows are deleted. When read the value always returns 'false'.
4825
4826         Writing this value does not change the current stat table,
4827         nor any of the items in the configuration table.
4828
4829         Writing this object at row creation has no effect.
4830         "
4831     DEFVAL { false }
4832     ::= { mefSoamDmCfgEntry 33 }
4833
4834 mefSoamDmCfgRowStatus OBJECT-TYPE
4835     SYNTAX      RowStatus
4836     MAX-ACCESS  read-create
4837     STATUS      current
4838     DESCRIPTION
4839         "The status of the row.
4840
4841         The writable columns in a row cannot be changed if the row
4842         is active, except for mefSoamDmCfgEnabled and mefSoamDmCfgHistoryClear
4843         objects. All columns are to have a valid value before a row
4844         can be activated.
4845         "
4846     ::= { mefSoamDmCfgEntry 34 }
4847
4848 -- *****
4849 -- Ethernet Delay Measurement Bin Configuration Table
4850 -- *****
4851
4852 mefSoamDmCfgMeasBinTable OBJECT-TYPE
4853     SYNTAX      SEQUENCE OF MefSoamDmCfgMeasBinEntry
4854     MAX-ACCESS  not-accessible
4855     STATUS      current
4856     DESCRIPTION
4857         "This table includes configuration objects for the Delay Measurement
4858         bins to collect stats.
4859
4860         Each row in the table is automatically created when the Delay
4861         Measurement session is defined for the selected MEP. The number of rows
4862         created is based upon three items: the DM type, the number of bins
4863         defined for each type, and whether bins are enabled for each type.
4864
4865         The first four indices are the same as used to create the DM session:

```

4866 Maintenance Domain, MaNet, MEP identification, and mefSoamDmCfgIndex. The
4867 fifth index is the type of bin, and the sixth index is the bin number.
4868
4869 For a dmDmm session all nine types of bins can be created. For a dmlDmmTx
4870 session no bins are created. For a dmlDmmRx session only types
4871 forwardFrameDelay, forwardIfdv, and forwardFrameDelayRange can be created.
4872
4873 The number of bins created for a bin type is based upon: the
4874 mefSoamDmCfgNumMeasBinsPerFrameDelayInterval object, the
4875 mefSoamDmCfgNumMeasBinsPerInterFrameDelayVariationInterval object, the
4876 mefSoamDmCfgNumMeasBinsPerFrameDelayRangeInterval object, and
4877 the mefSoamDmCfgMeasurementEnable object.
4878
4879 For instance, if a dmDmm session with Bins per Frame Delay Interval
4880 set to 5, Bins per Frame Delay Variation Interval set to 3, and Frame
4881 Delay Range set to 2 (default), all of the appropriate bits set in
4882 mefSoamDmMeasurementCfgEnable, the following number of rows would be
4883 created:
4884
4885 For bin types TwoWayFrameDelay(1), forwardFrameDelay(2), and
4886 backwardFrameDelay(3) = 5 bins * 3 types = 15 rows
4887
4888 For bin types TwoWayIfdv(4), forwardIfdv(5), backwardIfdv(6) =
4889 3 bins * 3 types = 9 rows.
4890
4891 For bins types twoWayFrameDelayRange(7), forwardFrameDelayRange(8),
4892 backwardFrameDelayRange(9) =
4893 2 bins * 3 types = 6 rows.
4894
4895 This gives a total of 30 rows created for the DMM session example.
4896
4897 Each value in the bin defaults to 5000us greater than the previous bin,
4898 with the first bin default value set to 0.
4899
4900 For the delay example above (5 bins), the following default values
4901 would be written to the bins:
4902 bin 1: 0 (range is 0us <= measurement < 5,000us)
4903 bin 2: 5000 (range is 5,000us <= measurement < 10,000us)
4904 bin 3: 10000 (range is 10,000us <= measurement < 15,000us)
4905 bin 4: 15000 (range is 15,000us <= measurement < 20,000us)
4906 bin 5: 20000 (range is 20,000us <= measurement < infinity)
4907
4908 For the delay variation example above (3 bins), the following default
4909 values would be written to the bins:
4910 bin 1: 0 (range is 0us <= measurement < 5,000us)
4911 bin 2: 5000 (range is 5,000us <= measurement < 10,000us)
4912 bin 3: 10000 (range is 10,000us <= measurement < infinity)
4913
4914 For the frame delay range example above (2 bins), the following default
4915 values would be written to the bins:
4916 bin 1: 0 (range is 0us <= measurement < 5,000us)
4917 bin 2: 5000 (range is 5,000us <= measurement < infinity)
4918
4919 The writable objects in this table need to be persistent upon reboot
4920 or restart of a device.
4921
4922 Rows are only created if the corresponding measurement type has been enabled
4923 via the mefSoamDmCfgMeasurementEnable object.
4924 "
4925 REFERENCE
4926 "[MEF SOAM-PM] R34, R36, R37, D17, R38, R65, D26, D27, R99, D43, D44"
4927 ::= { mefSoamPmDmObjects 2 }
4928
4929 mefSoamDmCfgMeasBinEntry OBJECT-TYPE

```

4930     SYNTAX      MefSoamDmCfgMeasBinEntry
4931     MAX-ACCESS  not-accessible
4932     STATUS      current
4933     DESCRIPTION
4934         "The conceptual row of mefSoamDmCfgMeasBinTable."
4935     INDEX       {
4936         dotlagCfmMdIndex,
4937         dotlagCfmMaIndex,
4938         dotlagCfmMepIdentifier,
4939         mefSoamDmCfgIndex,
4940         mefSoamDmCfgMeasBinType,
4941         mefSoamDmCfgMeasBinNumber
4942     }
4943     ::= { mefSoamDmCfgMeasBinTable 1 }
4944
4945     MefSoamDmCfgMeasBinEntry ::= SEQUENCE {
4946         mefSoamDmCfgMeasBinType      MefSoamTcDelayMeasurementBinType,
4947         mefSoamDmCfgMeasBinNumber    Unsigned32,
4948         mefSoamDmCfgMeasBinLowerBound Unsigned32
4949     }
4950
4951     mefSoamDmCfgMeasBinType OBJECT-TYPE
4952     SYNTAX      MefSoamTcDelayMeasurementBinType
4953     MAX-ACCESS  not-accessible
4954     STATUS      current
4955     DESCRIPTION
4956         "This object specifies whether the bin number is for
4957         Frame Delay or Inter-Frame Delay Variation.
4958         "
4959     ::= { mefSoamDmCfgMeasBinEntry 1 }
4960
4961     mefSoamDmCfgMeasBinNumber OBJECT-TYPE
4962     SYNTAX      Unsigned32
4963     MAX-ACCESS  not-accessible
4964     STATUS      current
4965     DESCRIPTION
4966         "This object specifies the bin number for the
4967         configured boundary. The first bin has bin number 1.
4968         "
4969     ::= { mefSoamDmCfgMeasBinEntry 2 }
4970
4971     mefSoamDmCfgMeasBinLowerBound OBJECT-TYPE
4972     SYNTAX      Unsigned32
4973     UNITS       "microseconds (us)"
4974     MAX-ACCESS  read-write
4975     STATUS      current
4976     DESCRIPTION
4977         "This object specifies the lower boundary for a
4978         measurement bin. The upper boundary is defined by the next bin
4979         value or infinite for the last bin defined.
4980         The measurement boundary for each measurement bin is to
4981         be larger than the measurement boundary of the preceding
4982         measurement bin. By default, the next bin is set to 5000us larger
4983         than the lower bin boundary.
4984
4985         The values in a bin boundary object represents the time range
4986         used to segregate delay data into the appropriate statistical
4987         data bin. For five bins with default values, each bin has the
4988         following time range:
4989
4990         bin 1 =      0, range is 0us <= measurement < 5,000us
4991         bin 2 =  5000, range is 5,000us <= measurement < 10,000us
4992         bin 3 = 10000, range is 10,000us <= measurement < 15,000us
4993         bin 4 = 15000, range is 15,000us <= measurement < 20,000us

```

```

4994         bin 5 = 20000, range is 20,000us <= measurement < infinity
4995
4996         The first bin boundary (mefSoamDmCfgBinNumber set to 1) always contains
4997         the value of 0. Attempting to write a non-zero value to this bin will
4998         result in an error.
4999         "
5000     REFERENCE
5001         "[MEF SOAM-PM] R33, R35, D17"
5002     ::= { mefSoamDmCfgMeasBinEntry 3 }
5003
5004
5005 -- *****
5006 -- Ethernet Delay Measurement Measured Statistic Table
5007 -- *****
5008
5009 mefSoamDmMeasuredStatsTable OBJECT-TYPE
5010     SYNTAX      SEQUENCE OF MefSoamDmMeasuredStatsEntry
5011     MAX-ACCESS  not-accessible
5012     STATUS      current
5013     DESCRIPTION
5014         "This object contains the last measured results for a SOAM Delay
5015         Measurement session.
5016
5017         Each row in the table represents a Delay Measurement session for
5018         the defined MEP. This table uses four indices. The first three indices
5019         are the indices of the Maintenance Domain, MaNet, and MEP tables. The
5020         fourth index is the specific DM session on the selected MEP.
5021
5022         Instances of this managed object are created automatically
5023         by the SNMP Agent when the Delay Measurement session is running.
5024
5025         Each object in this table applies only if the corresponding bit is set in
5026         mefSoamDmCfgMeasurementEnable.
5027
5028         The objects in this table do not need to be persistent upon reboot or restart
5029         of a device.
5030     "
5031     REFERENCE
5032         "[MEF SOAM-PM] R7, R15, D18"
5033     ::= { mefSoamPmDmObjects 3 }
5034
5035 mefSoamDmMeasuredStatsEntry OBJECT-TYPE
5036     SYNTAX      MefSoamDmMeasuredStatsEntry
5037     MAX-ACCESS  not-accessible
5038     STATUS      current
5039     DESCRIPTION
5040         "The conceptual row of mefSoamDmMeasuredStatsTable"
5041     INDEX      {
5042         dotlagCfmMdIndex,
5043         dotlagCfmMaIndex,
5044         dotlagCfmMepIdentifier,
5045         mefSoamDmCfgIndex
5046     }
5047     ::= { mefSoamDmMeasuredStatsTable 1 }
5048
5049 MefSoamDmMeasuredStatsEntry ::= SEQUENCE {
5050     mefSoamDmMeasuredStatsFrameDelayTwoWay      Unsigned32,
5051     mefSoamDmMeasuredStatsFrameDelayForward     Unsigned32,
5052     mefSoamDmMeasuredStatsFrameDelayBackward    Unsigned32,
5053     mefSoamDmMeasuredStatsIfdvTwoWay           Unsigned32,
5054     mefSoamDmMeasuredStatsIfdvForward          Unsigned32,
5055     mefSoamDmMeasuredStatsIfdvBackward         Unsigned32
5056 }
5057

```



```

5058 mefSoamDmMeasuredStatsFrameDelayTwoWay OBJECT-TYPE
5059     SYNTAX      Unsigned32
5060     UNITS       "microseconds"
5061     MAX-ACCESS  read-only
5062     STATUS      current
5063     DESCRIPTION
5064         "This object contains the two-way frame delay calculated by this
5065         MEP from the last received SOAM PDU.
5066
5067         This object is undefined is mefSoamDmCfgType is dmlDmTx or dmlDmRx.
5068         "
5069     REFERENCE
5070         "[MEF SOAM-PM] R66"
5071     ::= { mefSoamDmMeasuredStatsEntry 1 }
5072
5073 mefSoamDmMeasuredStatsFrameDelayForward OBJECT-TYPE
5074     SYNTAX      Unsigned32
5075     UNITS       "microseconds"
5076     MAX-ACCESS  read-only
5077     STATUS      current
5078     DESCRIPTION
5079         "This object contains the frame delay in the forward direction
5080         calculated by this MEP from the last received SOAM PDU. The value of this
5081         object may not be accurate in the absence of sufficiently precise clock
5082         synchronization.
5083
5084         This object is undefined is mefSoamDmCfgType is dmlDmTx.
5085         "
5086     REFERENCE
5087         "[MEF SOAM-PM] R66"
5088     ::= { mefSoamDmMeasuredStatsEntry 2 }
5089
5090 mefSoamDmMeasuredStatsFrameDelayBackward OBJECT-TYPE
5091     SYNTAX      Unsigned32
5092     UNITS       "microseconds"
5093     MAX-ACCESS  read-only
5094     STATUS      current
5095     DESCRIPTION
5096         "This object contains the frame delay in the backward direction
5097         calculated by this MEP from the last received SOAM PDU. The value of this
5098         object may not be accurate in the absence of sufficiently precise clock
5099         synchronization.
5100
5101         This object is undefined is mefSoamDmCfgType is dmlDmTx or dmlDmRx.
5102         "
5103     REFERENCE
5104         "[MEF SOAM-PM] R66"
5105     ::= { mefSoamDmMeasuredStatsEntry 3 }
5106
5107 mefSoamDmMeasuredStatsIfdvTwoWay OBJECT-TYPE
5108     SYNTAX      Unsigned32
5109     UNITS       "microseconds"
5110     MAX-ACCESS  read-only
5111     STATUS      current
5112     DESCRIPTION
5113         "This object contains the last two-way inter-frame delay
5114         interval calculated by this MEP.
5115
5116         The value of this object is undefined when mefSoamDmCfgType
5117         is dmlDmTx or dmlDmRx.
5118         "
5119     REFERENCE
5120         "[MEF SOAM-PM] R66"
5121     ::= { mefSoamDmMeasuredStatsEntry 4 }

```

```

5122
5123 mefSoamDmMeasuredStatsIfdvForward OBJECT-TYPE
5124     SYNTAX      Unsigned32
5125     UNITS       "microseconds"
5126     MAX-ACCESS  read-only
5127     STATUS      current
5128     DESCRIPTION
5129         "This object contains the last one-way inter-frame delay
5130         interval in the forward direction calculated by this MEP.
5131
5132         The value of this object is undefined when mefSoamDmCfgType
5133         is dmlDmTx.
5134     "
5135     REFERENCE
5136         "[MEF SOAM-PM] R66"
5137     ::= { mefSoamDmMeasuredStatsEntry 5 }
5138
5139 mefSoamDmMeasuredStatsIfdvBackward OBJECT-TYPE
5140     SYNTAX      Unsigned32
5141     UNITS       "microseconds"
5142     MAX-ACCESS  read-only
5143     STATUS      current
5144     DESCRIPTION
5145         "This object contains the last one-way inter-frame delay
5146         interval in the backward direction calculated by this MEP.
5147
5148         The value of this object is undefined when mefSoamDmCfgType
5149         is dmlDmTx or dmlDmRx.
5150     "
5151     REFERENCE
5152         "[MEF SOAM-PM] R66"
5153     ::= { mefSoamDmMeasuredStatsEntry 6 }
5154
5155 -- *****
5156 -- Ethernet Delay Measurement Current Statistic Table
5157 -- *****
5158
5159
5160 mefSoamDmCurrentStatsTable OBJECT-TYPE
5161     SYNTAX      SEQUENCE OF MefSoamDmCurrentStatsEntry
5162     MAX-ACCESS  not-accessible
5163     STATUS      current
5164     DESCRIPTION
5165         "This table contains the results for the current Measurement
5166         Interval in a SOAM Delay Measurement session gathered during the interval
5167         indicated by mefSoamLmCfgMeasurementInterval.
5168
5169         A row in this table is created automatically
5170         by the SNMP Agent when the Delay Measurement session is configured.
5171
5172         Each row in the table represents the current statistics for a Delay
5173         Measurement session for the defined MEP. This table uses four indices.
5174         The first three indices are the indices of the Maintenance Domain, MaNet,
5175         and MEP tables. The fourth index is the specific DM session on the
5176         selected MEP. There can be more than one DM session per MEP.
5177
5178         The objects in this table apply regardless of the value of
5179         mefSoamDmCfgType unless otherwise specified in the object description.
5180         Backward and two-way statistic objects are undefined if mefSoamDmCfgType
5181         is dmlDmRx.
5182
5183         Except for mefSoamDmCurrentStatsIndex, mefSoamDmCurrentStatsStartTime
5184         mefSoamDmCurrentStatsElapsedTime and mefSoamDmCurrentStatsSuspect,
5185         each object in this table applies only if the corresponding bit is set in

```

```

5186         mefSoamDmCfgMeasurementEnable.
5187
5188         The objects in this table do not need to be persistent upon reboot or
5189         restart of a device.
5190     "
5191     REFERENCE
5192         "[MEF SOAM-PM] R7, R15, D9, D18"
5193     ::= { mefSoamPmDmObjects 4 }
5194
5195     mefSoamDmCurrentStatsEntry OBJECT-TYPE
5196         SYNTAX      MefSoamDmCurrentStatsEntry
5197         MAX-ACCESS  not-accessible
5198         STATUS      current
5199         DESCRIPTION
5200             "The conceptual row of mefSoamDmCurrentStatsTable"
5201         INDEX       {
5202             dotlagCfmMdIndex,
5203             dotlagCfmMaIndex,
5204             dotlagCfmMepIdentifier,
5205             mefSoamDmCfgIndex
5206         }
5207     ::= { mefSoamDmCurrentStatsTable 1 }
5208
5209     MefSoamDmCurrentStatsEntry ::= SEQUENCE {
5210         mefSoamDmCurrentStatsIndex                Unsigned32,
5211         mefSoamDmCurrentStatsStartTime            DateAndTime,
5212         mefSoamDmCurrentStatsElapsedTime          TimeInterval,
5213         mefSoamDmCurrentStatsSuspect              TruthValue,
5214         mefSoamDmCurrentStatsFrameDelayTwoWayMin Unsigned32,
5215         mefSoamDmCurrentStatsFrameDelayTwoWayMax Unsigned32,
5216         mefSoamDmCurrentStatsFrameDelayTwoWayAvg Unsigned32,
5217         mefSoamDmCurrentStatsFrameDelayForwardMin Unsigned32,
5218         mefSoamDmCurrentStatsFrameDelayForwardMax Unsigned32,
5219         mefSoamDmCurrentStatsFrameDelayForwardAvg Unsigned32,
5220         mefSoamDmCurrentStatsFrameDelayBackwardMin Unsigned32,
5221         mefSoamDmCurrentStatsFrameDelayBackwardMax Unsigned32,
5222         mefSoamDmCurrentStatsFrameDelayBackwardAvg Unsigned32,
5223         mefSoamDmCurrentStatsIfdvForwardMin      Unsigned32,
5224         mefSoamDmCurrentStatsIfdvForwardMax      Unsigned32,
5225         mefSoamDmCurrentStatsIfdvForwardAvg      Unsigned32,
5226         mefSoamDmCurrentStatsIfdvBackwardMin     Unsigned32,
5227         mefSoamDmCurrentStatsIfdvBackwardMax     Unsigned32,
5228         mefSoamDmCurrentStatsIfdvBackwardAvg     Unsigned32,
5229         mefSoamDmCurrentStatsIfdvTwoWayMin       Unsigned32,
5230         mefSoamDmCurrentStatsIfdvTwoWayMax       Unsigned32,
5231         mefSoamDmCurrentStatsIfdvTwoWayAvg       Unsigned32,
5232         mefSoamDmCurrentStatsFrameDelayRangeForwardMax Unsigned32,
5233         mefSoamDmCurrentStatsFrameDelayRangeForwardAvg Unsigned32,
5234         mefSoamDmCurrentStatsFrameDelayRangeBackwardMax Unsigned32,
5235         mefSoamDmCurrentStatsFrameDelayRangeBackwardAvg Unsigned32,
5236         mefSoamDmCurrentStatsFrameDelayRangeTwoWayMax Unsigned32,
5237         mefSoamDmCurrentStatsFrameDelayRangeTwoWayAvg Unsigned32,
5238         mefSoamDmCurrentStatsSoamPdusSent        Gauge32,
5239         mefSoamDmCurrentStatsSoamPdusReceived    Gauge32
5240     }
5241
5242     mefSoamDmCurrentStatsIndex OBJECT-TYPE
5243         SYNTAX      Unsigned32
5244         MAX-ACCESS  read-only
5245         STATUS      current
5246         DESCRIPTION
5247             "The index for the current Measurement Interval for this
5248             PM session. This value will become the value for
5249             mefSoamDmHistoryStatsIndex once the Measurement Interval

```

```

5250         is completed.
5251
5252         Measurement Interval indexes are assigned sequentially by
5253         the SNMP Agent. The first Measurement Interval that occurs after
5254         the session is started is assigned index 1.
5255         "
5256         ::= { mefSoamDmCurrentStatsEntry 1 }
5257
5258 mefSoamDmCurrentStatsStartTime OBJECT-TYPE
5259     SYNTAX      DateAndTime
5260     MAX-ACCESS  read-only
5261     STATUS      current
5262     DESCRIPTION
5263         "The time that the current Measurement Interval started.
5264         "
5265     REFERENCE
5266         "[MEF SOAM-PM] R22, R66, R100"
5267     ::= { mefSoamDmCurrentStatsEntry 2 }
5268
5269 mefSoamDmCurrentStatsElapsedTime OBJECT-TYPE
5270     SYNTAX      TimeInterval
5271     MAX-ACCESS  read-only
5272     STATUS      current
5273     DESCRIPTION
5274         "The time that the current Measurement Interval has been running, in 0.01
5275         seconds.
5276         "
5277     REFERENCE
5278         "[MEF SOAM-PM] R24, R66, R100"
5279     ::= { mefSoamDmCurrentStatsEntry 3 }
5280
5281 mefSoamDmCurrentStatsSuspect OBJECT-TYPE
5282     SYNTAX      TruthValue
5283     MAX-ACCESS  read-only
5284     STATUS      current
5285     DESCRIPTION
5286         "Whether the Measurement Interval has been marked as suspect.
5287
5288         The object is to be set to false at the start of a measurement
5289         interval. It is set to true when there is a discontinuity in the
5290         performance measurements during the Measurement Interval. Conditions
5291         for a discontinuity include, but are not limited to the following:
5292
5293         1 - The local time-of-day clock is adjusted by at least 10 seconds
5294         2 - The conducting of a performance measurement is halted before the
5295         current Measurement Interval is completed
5296         3 - A local test, failure, or reconfiguration that disrupts service
5297         "
5298     REFERENCE
5299         "[MEF SOAM-PM] R39, R40, R41"
5300     ::= { mefSoamDmCurrentStatsEntry 4 }
5301
5302 mefSoamDmCurrentStatsFrameDelayTwoWayMin OBJECT-TYPE
5303     SYNTAX      Unsigned32
5304     UNITS       "microseconds"
5305     MAX-ACCESS  read-only
5306     STATUS      current
5307     DESCRIPTION
5308         "This object contains the minimum two-way frame delay
5309         calculated by this MEP for this Measurement Interval.
5310
5311         This object is undefined is mefSoamDmCfgType is dm1DmTx or dm1DmRx.
5312         "
5313     REFERENCE

```

```

5314     "[MEF SOAM-PM] R66"
5315     ::= { mefSoamDmCurrentStatsEntry 5 }
5316
5317 mefSoamDmCurrentStatsFrameDelayTwoWayMax OBJECT-TYPE
5318     SYNTAX      Unsigned32
5319     UNITS       "microseconds"
5320     MAX-ACCESS  read-only
5321     STATUS      current
5322     DESCRIPTION
5323         "This object contains the maximum two-way frame delay
5324         calculated by this MEP for this Measurement Interval.
5325
5326         This object is undefined is mefSoamDmCfgType is dmlDmTx or dmlDmRx.
5327     "
5328     REFERENCE
5329         "[MEF SOAM-PM] R66"
5330     ::= { mefSoamDmCurrentStatsEntry 6 }
5331
5332 mefSoamDmCurrentStatsFrameDelayTwoWayAvg OBJECT-TYPE
5333     SYNTAX      Unsigned32
5334     UNITS       "microseconds"
5335     MAX-ACCESS  read-only
5336     STATUS      current
5337     DESCRIPTION
5338         "This object contains the average two-way frame delay
5339         calculated by this MEP for this Measurement Interval.
5340
5341         This object is undefined is mefSoamDmCfgType is dmlDmTx or dmlDmRx.
5342     "
5343     REFERENCE
5344         "[MEF SOAM-PM] R66"
5345     ::= { mefSoamDmCurrentStatsEntry 7 }
5346
5347 mefSoamDmCurrentStatsFrameDelayForwardMin OBJECT-TYPE
5348     SYNTAX      Unsigned32
5349     UNITS       "microseconds"
5350     MAX-ACCESS  read-only
5351     STATUS      current
5352     DESCRIPTION
5353         "This object contains the minimum one-way frame delay
5354         in the forward direction calculated by this MEP for this
5355         Measurement Interval. The value of this object may not be accurate
5356         in the absence of sufficiently precise clock synchronization.
5357
5358         This object is undefined is mefSoamDmCfgType is dmlDmTx.
5359     "
5360     REFERENCE
5361         "[MEF SOAM-PM] R67, R101"
5362     ::= { mefSoamDmCurrentStatsEntry 8 }
5363
5364 mefSoamDmCurrentStatsFrameDelayForwardMax OBJECT-TYPE
5365     SYNTAX      Unsigned32
5366     UNITS       "microseconds"
5367     MAX-ACCESS  read-only
5368     STATUS      current
5369     DESCRIPTION
5370         "This object contains the maximum one-way frame delay
5371         in the forward direction calculated by this MEP for this
5372         Measurement Interval. The value of this object may not be accurate
5373         in the absence of sufficiently precise clock synchronization.
5374
5375         This object is undefined is mefSoamDmCfgType is dmlDmTx.
5376     "
5377     REFERENCE

```

```

5378     "[MEF SOAM-PM] R67, R101"
5379     ::= { mefSoamDmCurrentStatsEntry 9 }
5380
5381 mefSoamDmCurrentStatsFrameDelayForwardAvg OBJECT-TYPE
5382     SYNTAX      Unsigned32
5383     UNITS       "microseconds"
5384     MAX-ACCESS  read-only
5385     STATUS      current
5386     DESCRIPTION
5387         "This object contains the average one-way frame delay
5388         in the forward direction calculated by this MEP for this
5389         Measurement Interval. The value of this object may not be accurate
5390         in the absence of sufficiently precise clock synchronization.
5391
5392         This object is undefined is mefSoamDmCfgType is dmlDmTx.
5393     "
5394     REFERENCE
5395         "[MEF SOAM-PM] R67, R101"
5396     ::= { mefSoamDmCurrentStatsEntry 10 }
5397
5398 mefSoamDmCurrentStatsFrameDelayBackwardMin OBJECT-TYPE
5399     SYNTAX      Unsigned32
5400     UNITS       "microseconds"
5401     MAX-ACCESS  read-only
5402     STATUS      current
5403     DESCRIPTION
5404         "This object contains the minimum one-way frame delay
5405         in the backward direction calculated by this MEP for this
5406         Measurement Interval. The value of this object may not be accurate
5407         in the absence of sufficiently precise clock synchronization.
5408
5409         This object is undefined is mefSoamDmCfgType is dmlDmTx or dmlDmRx.
5410     "
5411     REFERENCE
5412         "[MEF SOAM-PM] R67"
5413     ::= { mefSoamDmCurrentStatsEntry 11 }
5414
5415 mefSoamDmCurrentStatsFrameDelayBackwardMax OBJECT-TYPE
5416     SYNTAX      Unsigned32
5417     UNITS       "microseconds"
5418     MAX-ACCESS  read-only
5419     STATUS      current
5420     DESCRIPTION
5421         "This object contains the maximum one-way frame delay
5422         in the backward direction calculated by this MEP for this
5423         Measurement Interval. The value of this object may not be accurate
5424         in the absence of sufficiently precise clock synchronization.
5425
5426         This object is undefined is mefSoamDmCfgType is dmlDmTx or dmlDmRx.
5427     "
5428     REFERENCE
5429         "[MEF SOAM-PM] R67"
5430     ::= { mefSoamDmCurrentStatsEntry 12 }
5431
5432 mefSoamDmCurrentStatsFrameDelayBackwardAvg OBJECT-TYPE
5433     SYNTAX      Unsigned32
5434     UNITS       "microseconds"
5435     MAX-ACCESS  read-only
5436     STATUS      current
5437     DESCRIPTION
5438         "This object contains the average one-way frame delay
5439         in the backward direction calculated by this MEP for this
5440         Measurement Interval. The value of this object may not be accurate
5441         in the absence of sufficiently precise clock synchronization.

```

```

5442
5443     This object is undefined is mefSoamDmCfgType is dmlDmTx or dmlDmRx.
5444     "
5445     REFERENCE
5446     "[MEF SOAM-PM] R67"
5447     ::= { mefSoamDmCurrentStatsEntry 13 }
5448
5449 mefSoamDmCurrentStatsIfdvForwardMin OBJECT-TYPE
5450     SYNTAX      Unsigned32
5451     UNITS       "microseconds"
5452     MAX-ACCESS  read-only
5453     STATUS      current
5454     DESCRIPTION
5455     "This object contains the minimum one-way inter-frame delay
5456     interval in the forward direction calculated by this MEP for this
5457     Measurement Interval.
5458
5459     The value of this object is undefined when mefSoamDmCfgType
5460     is dmlDmTx.
5461     "
5462     REFERENCE
5463     "[MEF SOAM-PM] R66, R100"
5464     ::= { mefSoamDmCurrentStatsEntry 14 }
5465
5466 mefSoamDmCurrentStatsIfdvForwardMax OBJECT-TYPE
5467     SYNTAX      Unsigned32
5468     UNITS       "microseconds"
5469     MAX-ACCESS  read-only
5470     STATUS      current
5471     DESCRIPTION
5472     "This object contains the maximum one-way inter-frame delay
5473     interval in the forward direction calculated by this MEP for this
5474     Measurement Interval.
5475
5476     The value of this object is undefined when mefSoamDmCfgType
5477     is dmlDmTx.
5478     "
5479     REFERENCE
5480     "[MEF SOAM-PM] R66, R100"
5481     ::= { mefSoamDmCurrentStatsEntry 15 }
5482
5483 mefSoamDmCurrentStatsIfdvForwardAvg OBJECT-TYPE
5484     SYNTAX      Unsigned32
5485     UNITS       "microseconds"
5486     MAX-ACCESS  read-only
5487     STATUS      current
5488     DESCRIPTION
5489     "This object contains the average one-way inter-frame delay
5490     interval in the forward direction calculated by this MEP for this
5491     Measurement Interval.
5492
5493     The value of this object is undefined when mefSoamDmCfgType
5494     is dmlDmTx.
5495     "
5496     REFERENCE
5497     "[MEF SOAM-PM] R66, R100"
5498     ::= { mefSoamDmCurrentStatsEntry 16 }
5499
5500 mefSoamDmCurrentStatsIfdvBackwardMin OBJECT-TYPE
5501     SYNTAX      Unsigned32
5502     UNITS       "microseconds"
5503     MAX-ACCESS  read-only
5504     STATUS      current
5505     DESCRIPTION

```



```

5506     "This object contains the minimum one-way inter-frame delay
5507     interval in the backward direction calculated by this MEP for this
5508     Measurement Interval.
5509
5510     The value of this object is undefined when mefSoamDmCfgType
5511     is dmlDmTx or dmlDmRx.
5512     "
5513     REFERENCE
5514     "[MEF SOAM-PM] R66"
5515     ::= { mefSoamDmCurrentStatsEntry 17 }
5516
5517 mefSoamDmCurrentStatsIfdvBackwardMax OBJECT-TYPE
5518     SYNTAX      Unsigned32
5519     UNITS       "microseconds"
5520     MAX-ACCESS  read-only
5521     STATUS      current
5522     DESCRIPTION
5523     "This object contains the maximum one-way inter-frame delay
5524     interval in the backward direction calculated by this MEP for this
5525     Measurement Interval.
5526
5527     The value of this object is undefined when mefSoamDmCfgType
5528     is dmlDmTx or dmlDmRx.
5529     "
5530     REFERENCE
5531     "[MEF SOAM-PM] R66"
5532     ::= { mefSoamDmCurrentStatsEntry 18 }
5533
5534 mefSoamDmCurrentStatsIfdvBackwardAvg OBJECT-TYPE
5535     SYNTAX      Unsigned32
5536     UNITS       "microseconds"
5537     MAX-ACCESS  read-only
5538     STATUS      current
5539     DESCRIPTION
5540     "This object contains the average one-way inter-frame delay
5541     interval in the backward direction calculated by this MEP for this
5542     Measurement Interval.
5543
5544     The value of this object is undefined when mefSoamDmCfgType
5545     is dmlDmTx or dmlDmRx.
5546     "
5547     REFERENCE
5548     "[MEF SOAM-PM] R66"
5549     ::= { mefSoamDmCurrentStatsEntry 19 }
5550
5551 mefSoamDmCurrentStatsIfdvTwoWayMin OBJECT-TYPE
5552     SYNTAX      Unsigned32
5553     UNITS       "microseconds"
5554     MAX-ACCESS  read-only
5555     STATUS      current
5556     DESCRIPTION
5557     "This object contains the minimum two-way inter-frame delay
5558     interval calculated by this MEP for this
5559     Measurement Interval.
5560
5561     The value of this object is undefined when mefSoamDmCfgType
5562     is dmlDmTx or dmlDmRx.
5563     "
5564     ::= { mefSoamDmCurrentStatsEntry 20 }
5565
5566 mefSoamDmCurrentStatsIfdvTwoWayMax OBJECT-TYPE
5567     SYNTAX      Unsigned32
5568     UNITS       "microseconds"
5569     MAX-ACCESS  read-only

```

```

5570     STATUS      current
5571     DESCRIPTION
5572         "This object contains the maximum two-way inter-frame delay
5573         interval calculated by this MEP for this
5574         Measurement Interval.
5575
5576         The value of this object is undefined when mefSoamDmCfgType
5577         is dmlDmTx or dmlDmRx.
5578     "
5579     ::= { mefSoamDmCurrentStatsEntry 21 }
5580
5581 mefSoamDmCurrentStatsIfdvTwoWayAvg OBJECT-TYPE
5582     SYNTAX      Unsigned32
5583     UNITS       "microseconds"
5584     MAX-ACCESS  read-only
5585     STATUS      current
5586     DESCRIPTION
5587         "This object contains the average two-way inter-frame delay
5588         interval calculated by this MEP for this
5589         Measurement Interval.
5590
5591         The value of this object is undefined when mefSoamDmCfgType
5592         is dmlDmTx or dmlDmRx.
5593     "
5594     ::= { mefSoamDmCurrentStatsEntry 22 }
5595
5596 mefSoamDmCurrentStatsFrameDelayRangeForwardMax OBJECT-TYPE
5597     SYNTAX      Unsigned32
5598     UNITS       "microseconds"
5599     MAX-ACCESS  read-only
5600     STATUS      current
5601     DESCRIPTION
5602         "This object contains the maximum one-way frame delay range
5603         in the forward direction calculated by this MEP for this
5604         Measurement Interval.
5605
5606         The value of this object is undefined when mefSoamDmCfgType
5607         is dmlDmTx.
5608     "
5609     REFERENCE
5610         "[MEF SOAM-PM] R66, R100"
5611     ::= { mefSoamDmCurrentStatsEntry 23 }
5612
5613 mefSoamDmCurrentStatsFrameDelayRangeForwardAvg OBJECT-TYPE
5614     SYNTAX      Unsigned32
5615     UNITS       "microseconds"
5616     MAX-ACCESS  read-only
5617     STATUS      current
5618     DESCRIPTION
5619         "This object contains the average one-way frame delay range
5620         in the forward direction calculated by this MEP for this
5621         Measurement Interval.
5622
5623         The value of this object is undefined when mefSoamDmCfgType
5624         is dmlDmTx.
5625     "
5626     REFERENCE
5627         "[MEF SOAM-PM] R66, R100"
5628     ::= { mefSoamDmCurrentStatsEntry 24 }
5629
5630 mefSoamDmCurrentStatsFrameDelayRangeBackwardMax OBJECT-TYPE
5631     SYNTAX      Unsigned32
5632     UNITS       "microseconds"
5633     MAX-ACCESS  read-only

```

```

5634     STATUS      current
5635     DESCRIPTION
5636         "This object contains the maximum one-way frame delay range
5637         in the backward direction calculated by this MEP for this
5638         Measurement Interval.
5639
5640         The value of this object is undefined when mefSoamDmCfgType
5641         is dmlDmTx or dmlDmRx.
5642     "
5643     REFERENCE
5644         "[MEF SOAM-PM] R66"
5645     ::= { mefSoamDmCurrentStatsEntry 25 }
5646
5647 mefSoamDmCurrentStatsFrameDelayRangeBackwardAvg OBJECT-TYPE
5648     SYNTAX      Unsigned32
5649     UNITS       "microseconds"
5650     MAX-ACCESS  read-only
5651     STATUS      current
5652     DESCRIPTION
5653         "This object contains the average one-way frame delay range
5654         in the backward direction calculated by this MEP for this
5655         Measurement Interval.
5656
5657         The value of this object is undefined when mefSoamDmCfgType
5658         is dmlDmTx or dmlDmRx.
5659     "
5660     REFERENCE
5661         "[MEF SOAM-PM] R66"
5662     ::= { mefSoamDmCurrentStatsEntry 26 }
5663
5664 mefSoamDmCurrentStatsFrameDelayRangeTwoWayMax OBJECT-TYPE
5665     SYNTAX      Unsigned32
5666     UNITS       "microseconds"
5667     MAX-ACCESS  read-only
5668     STATUS      current
5669     DESCRIPTION
5670         "This object contains the maximum two-way frame delay range
5671         calculated by this MEP for this Measurement Interval.
5672
5673         The value of this object is undefined when mefSoamDmCfgType
5674         is dmlDmTx or dmlDmRx.
5675     "
5676     ::= { mefSoamDmCurrentStatsEntry 27 }
5677
5678 mefSoamDmCurrentStatsFrameDelayRangeTwoWayAvg OBJECT-TYPE
5679     SYNTAX      Unsigned32
5680     UNITS       "microseconds"
5681     MAX-ACCESS  read-only
5682     STATUS      current
5683     DESCRIPTION
5684         "This object contains the average two-way frame delay range
5685         calculated by this MEP for this Measurement Interval.
5686
5687         The value of this object is undefined when mefSoamDmCfgType
5688         is dmlDmTx or dmlDmRx.
5689     "
5690     ::= { mefSoamDmCurrentStatsEntry 28 }
5691
5692 mefSoamDmCurrentStatsSoamPdusSent OBJECT-TYPE
5693     SYNTAX      Gauge32
5694     MAX-ACCESS  read-only
5695     STATUS      current
5696     DESCRIPTION
5697         "This object contains the count of the number of SOAM PDUs sent

```

```

5698         during this Measurement Interval.
5699
5700         This object applies when mefSoamDmCfgType is dmDmm or dm1DmTx and
5701         is undefined if mefSoamDmCfgType is dm1DmRx. It indicates the
5702         number of DMM or 1DM SOAM frames transmitted.
5703         "
5704     REFERENCE
5705         "[MEF SOAM-PM] R66, R100"
5706     ::= { mefSoamDmCurrentStatsEntry 29 }
5707
5708 mefSoamDmCurrentStatsSoamPdusReceived OBJECT-TYPE
5709     SYNTAX      Gauge32
5710     MAX-ACCESS  read-only
5711     STATUS      current
5712     DESCRIPTION
5713         "This object contains the count of the number of SOAM
5714         PDUs received in this Measurement Interval.
5715
5716         This object indicates the number of DMR and 1DM SOAM frames
5717         received. This object applies when mefSoamDmCfgType is dmDmm or
5718         dm1DmRx and is undefined if mefSoamDmCfgType is dm1DmTx.
5719         "
5720     REFERENCE
5721         "[MEF SOAM-PM] R66, R100"
5722     ::= { mefSoamDmCurrentStatsEntry 30 }
5723
5724 -- *****
5725 -- Ethernet Delay Measurement Current Bin Statistic Table
5726 -- *****
5727
5728 mefSoamDmCurrentStatsBinsTable OBJECT-TYPE
5729     SYNTAX      SEQUENCE OF MefSoamDmCurrentStatsBinsEntry
5730     MAX-ACCESS  not-accessible
5731     STATUS      current
5732     DESCRIPTION
5733         "This table contains the result bins for the current Measurement
5734         Interval in a SOAM Delay Measurement session.
5735
5736         Each row in the table represents the current bin statistics for a
5737         Delay Measurement session for the defined MEP. This table uses six
5738         indices. The first three indices are the indices of the Maintenance
5739         Domain, MaNet, and MEP tables. The fourth index is the specific DM
5740         session on the selected MEP. The fifth index indicates bin type and
5741         the sixth indicates the specific bin number.
5742
5743         A row in this table is created automatically by the SNMP Agent when
5744         the Delay Measurement session is configured and the bin counter value
5745         is set to 0.
5746
5747         The objects in this table are ignored if mefSoamDmCfgType is 1DmTx.
5748
5749         This table applies only if the corresponding bit is set in
5750         mefSoamDmCfgMeasurementEnable.
5751
5752         The objects in this table do not need to be persistent upon reboot
5753         or restart of a device.
5754         "
5755     REFERENCE
5756         "[MEF SOAM-PM] R7, R15, D9"
5757     ::= { mefSoamPmDmObjects 5 }
5758
5759 mefSoamDmCurrentStatsBinsEntry OBJECT-TYPE
5760     SYNTAX      MefSoamDmCurrentStatsBinsEntry
5761     MAX-ACCESS  not-accessible

```

```

5762     STATUS      current
5763     DESCRIPTION
5764         "The conceptual row of mefSoamDmCurrentStatsBinsTable"
5765     INDEX      {
5766         dotlagCfmMdIndex,
5767         dotlagCfmMaIndex,
5768         dotlagCfmMepIdentifier,
5769         mefSoamDmCfgIndex,
5770         mefSoamDmCfgMeasBinType,
5771         mefSoamDmCfgMeasBinNumber
5772     }
5773     ::= { mefSoamDmCurrentStatsBinsTable 1 }
5774
5775 MefSoamDmCurrentStatsBinsEntry ::= SEQUENCE {
5776     mefSoamDmCurrentStatsBinsCounter      Gauge32
5777 }
5778
5779 mefSoamDmCurrentStatsBinsCounter OBJECT-TYPE
5780     SYNTAX      Gauge32
5781     MAX-ACCESS  read-only
5782     STATUS      current
5783     DESCRIPTION
5784         "This object contains the count of the number of completed
5785         measurements initiated in this Measurement Interval whose value
5786         falls within the range specified for this bin (that is, greater
5787         than or equal to the measurement boundary for the bin, and
5788         (unless the bin is the last bin) less than the measurement
5789         boundary for the following bin.
5790         "
5791     REFERENCE
5792         "[MEF SOAM-PM] R66, R67, R100, R101"
5793     ::= { mefSoamDmCurrentStatsBinsEntry 1 }
5794
5795
5796 -- *****
5797 -- Ethernet Delay Measurement History Statistic Table
5798 -- *****
5799
5800 mefSoamDmHistoryStatsTable OBJECT-TYPE
5801     SYNTAX      SEQUENCE OF MefSoamDmHistoryStatsEntry
5802     MAX-ACCESS  not-accessible
5803     STATUS      current
5804     DESCRIPTION
5805         "This table contains the results for history Measurement
5806         Intervals in a SOAM Delay Measurement session.
5807
5808         Rows of this table are created automatically
5809         by the SNMP Agent when the Delay Measurement session is running and a
5810         Measurement Interval is completed.
5811
5812         Each row in the table represents the Measurement Interval history
5813         statistics for a Delay Measurement session for the defined MEP. This
5814         table uses five indices. The first three indices are the indices of
5815         the Maintenance Domain, MaNet, and MEP tables. The fourth index is the
5816         specific DM session on the selected MEP. The fifth index is the
5817         Measurement Interval.
5818
5819         At least 32 completed Measurement Intervals are to be supported. 96
5820         completed Measurement Intervals are recommended to be supported. If
5821         there are at least 32 rows in the table and a new Measurement Interval
5822         completes and a new row is to be added to the table, the oldest completed
5823         Measurement Interval can be deleted (row deletion). If the measurement
5824         interval is other than 15 minutes then a minimum of 8 hours of
5825         completed Measurement Intervals are to be supported and 24 hours are

```

```

5826         recommended to be supported.
5827
5828         The objects in this table apply regardless of the value of
5829         mefSoamDmCfgType unless otherwise specified in the object description.
5830         Backward and two-way statistic objects are undefined if mefSoamDmCfgType
5831         is dmlDmRx.
5832
5833         Except for mefSoamDmHistoryStatsIndex, mefSoamDmHistoryStatsEndTime,
5834         mefSoamDmHistoryStatsElapsedTime and mefSoamDmHistoryStatsSuspect,
5835         each object in this table applies only if the corresponding bit is set in
5836         mefSoamDmCfgMeasurementEnable.
5837
5838         The rows and objects in this table are to be persistent upon reboot
5839         or restart of a device.
5840     "
5841     REFERENCE
5842         "[MEF SOAM-PM] R7, R15, R21, D8, R25"
5843     ::= { mefSoamPmDmObjects 6 }
5844
5845     mefSoamDmHistoryStatsEntry OBJECT-TYPE
5846     SYNTAX      MefSoamDmHistoryStatsEntry
5847     MAX-ACCESS  not-accessible
5848     STATUS      current
5849     DESCRIPTION
5850         "The conceptual row of mefSoamDmHistoryStatsTable"
5851     INDEX       {
5852                 dotlagCfmMdIndex,
5853                 dotlagCfmMaIndex,
5854                 dotlagCfmMepIdentifier,
5855                 mefSoamDmCfgIndex,
5856                 mefSoamDmHistoryStatsIndex
5857             }
5858     ::= { mefSoamDmHistoryStatsTable 1 }
5859
5860     MefSoamDmHistoryStatsEntry ::= SEQUENCE {
5861         mefSoamDmHistoryStatsIndex      Unsigned32,
5862         mefSoamDmHistoryStatsEndTime    DateAndTime,
5863         mefSoamDmHistoryStatsElapsedTime TimeInterval,
5864         mefSoamDmHistoryStatsSuspect    TruthValue,
5865         mefSoamDmHistoryStatsFrameDelayTwoWayMin Unsigned32,
5866         mefSoamDmHistoryStatsFrameDelayTwoWayMax Unsigned32,
5867         mefSoamDmHistoryStatsFrameDelayTwoWayAvg Unsigned32,
5868         mefSoamDmHistoryStatsFrameDelayForwardMin Unsigned32,
5869         mefSoamDmHistoryStatsFrameDelayForwardMax Unsigned32,
5870         mefSoamDmHistoryStatsFrameDelayForwardAvg Unsigned32,
5871         mefSoamDmHistoryStatsFrameDelayBackwardMin Unsigned32,
5872         mefSoamDmHistoryStatsFrameDelayBackwardMax Unsigned32,
5873         mefSoamDmHistoryStatsFrameDelayBackwardAvg Unsigned32,
5874         mefSoamDmHistoryStatsIfdvForwardMin Unsigned32,
5875         mefSoamDmHistoryStatsIfdvForwardMax Unsigned32,
5876         mefSoamDmHistoryStatsIfdvForwardAvg Unsigned32,
5877         mefSoamDmHistoryStatsIfdvBackwardMin Unsigned32,
5878         mefSoamDmHistoryStatsIfdvBackwardMax Unsigned32,
5879         mefSoamDmHistoryStatsIfdvBackwardAvg Unsigned32,
5880         mefSoamDmHistoryStatsIfdvTwoWayMin Unsigned32,
5881         mefSoamDmHistoryStatsIfdvTwoWayMax Unsigned32,
5882         mefSoamDmHistoryStatsIfdvTwoWayAvg Unsigned32,
5883         mefSoamDmHistoryStatsFrameDelayRangeForwardMax Unsigned32,
5884         mefSoamDmHistoryStatsFrameDelayRangeForwardAvg Unsigned32,
5885         mefSoamDmHistoryStatsFrameDelayRangeBackwardMax Unsigned32,
5886         mefSoamDmHistoryStatsFrameDelayRangeBackwardAvg Unsigned32,
5887         mefSoamDmHistoryStatsFrameDelayRangeTwoWayMax Unsigned32,
5888         mefSoamDmHistoryStatsFrameDelayRangeTwoWayAvg Unsigned32,
5889         mefSoamDmHistoryStatsSoamPdusSent Gauge32,

```

```

5890     mefSoamDmHistoryStatsSoamPdusReceived          Gauge32
5891 }
5892
5893 mefSoamDmHistoryStatsIndex OBJECT-TYPE
5894     SYNTAX      Unsigned32
5895     MAX-ACCESS  not-accessible
5896     STATUS      current
5897     DESCRIPTION
5898         "The index for the Measurement Interval within this
5899         PM session.
5900
5901         Measurement Interval indexes are assigned sequentially by
5902         the SNMP Agent.  The first Measurement Interval that occurs after
5903         the session is started is assigned index 1.
5904
5905         Referential integrity is necessary, i.e., the index needs to be
5906         persistent upon a reboot or restart of a device.  The index
5907         is never reused while this session is active until it wraps to zero.
5908         The index value keeps increasing up to that time.
5909         "
5910     ::= { mefSoamDmHistoryStatsEntry 1 }
5911
5912 mefSoamDmHistoryStatsEndTime OBJECT-TYPE
5913     SYNTAX      DateAndTime
5914     MAX-ACCESS  read-only
5915     STATUS      current
5916     DESCRIPTION
5917         "The time that the Measurement Interval ended.
5918         "
5919     REFERENCE
5920         "[MEF SOAM-PM] R23, R66, R100"
5921     ::= { mefSoamDmHistoryStatsEntry 2 }
5922
5923 mefSoamDmHistoryStatsElapsedTime OBJECT-TYPE
5924     SYNTAX      TimeInterval
5925     MAX-ACCESS  read-only
5926     STATUS      current
5927     DESCRIPTION
5928         "The length of time that the Measurement Interval ran for,
5929         in 0.01 seconds.
5930         "
5931     REFERENCE
5932         "[MEF SOAM-PM] R66, R100"
5933     ::= { mefSoamDmHistoryStatsEntry 3 }
5934
5935 mefSoamDmHistoryStatsSuspect OBJECT-TYPE
5936     SYNTAX      TruthValue
5937     MAX-ACCESS  read-only
5938     STATUS      current
5939     DESCRIPTION
5940         "Whether the Measurement Interval has been marked as suspect.
5941
5942         The object is set to true when there is a discontinuity in the
5943         performance measurements during the Measurement Interval.  Conditions
5944         for a discontinuity include, but are not limited to the following:
5945
5946         1 - The local time-of-day clock is adjusted by at least 10 seconds
5947         2 - The conducting of a performance measurement is halted before the
5948             current Measurement Interval is completed
5949         3 - A local test, failure, or reconfiguration that disrupts service
5950         "
5951     REFERENCE
5952         "[MEF SOAM-PM] R39, R40, R41, R42"
5953     ::= { mefSoamDmHistoryStatsEntry 4 }

```



```

5954
5955 mefSoamDmHistoryStatsFrameDelayTwoWayMin OBJECT-TYPE
5956     SYNTAX      Unsigned32
5957     UNITS       "microseconds"
5958     MAX-ACCESS  read-only
5959     STATUS      current
5960     DESCRIPTION
5961         "This object contains the minimum two-way frame delay
5962         calculated by this MEP for this Measurement Interval.
5963
5964         This object is undefined is mefSoamDmCfgType is dm1DmTx or dm1DmRx.
5965     "
5966     REFERENCE
5967         "[MEF SOAM-PM] R66"
5968     ::= { mefSoamDmHistoryStatsEntry 5 }
5969
5970 mefSoamDmHistoryStatsFrameDelayTwoWayMax OBJECT-TYPE
5971     SYNTAX      Unsigned32
5972     UNITS       "microseconds"
5973     MAX-ACCESS  read-only
5974     STATUS      current
5975     DESCRIPTION
5976         "This object contains the maximum two-way frame delay
5977         calculated by this MEP for this Measurement Interval.
5978
5979         This object is undefined is mefSoamDmCfgType is dm1DmTx or dm1DmRx.
5980     "
5981     REFERENCE
5982         "[MEF SOAM-PM] R66"
5983     ::= { mefSoamDmHistoryStatsEntry 6 }
5984
5985 mefSoamDmHistoryStatsFrameDelayTwoWayAvg OBJECT-TYPE
5986     SYNTAX      Unsigned32
5987     UNITS       "microseconds"
5988     MAX-ACCESS  read-only
5989     STATUS      current
5990     DESCRIPTION
5991         "This object contains the average two-way frame delay
5992         calculated by this MEP for this Measurement Interval.
5993
5994         This object is undefined is mefSoamDmCfgType is dm1DmTx or dm1DmRx.
5995     "
5996     REFERENCE
5997         "[MEF SOAM-PM] R66"
5998     ::= { mefSoamDmHistoryStatsEntry 7 }
5999
6000 mefSoamDmHistoryStatsFrameDelayForwardMin OBJECT-TYPE
6001     SYNTAX      Unsigned32
6002     UNITS       "microseconds"
6003     MAX-ACCESS  read-only
6004     STATUS      current
6005     DESCRIPTION
6006         "This object contains the minimum one-way frame delay
6007         in the forward direction calculated by this MEP for this
6008         Measurement Interval. The value of this object may not be accurate
6009         in the absence of sufficiently precise clock synchronization.
6010
6011         This object is undefined is mefSoamDmCfgType is dm1DmTx.
6012     "
6013     REFERENCE
6014         "[MEF SOAM-PM] R66, R100"
6015     ::= { mefSoamDmHistoryStatsEntry 8 }
6016
6017 mefSoamDmHistoryStatsFrameDelayForwardMax OBJECT-TYPE

```

```

6018     SYNTAX      Unsigned32
6019     UNITS        "microseconds"
6020     MAX-ACCESS  read-only
6021     STATUS      current
6022     DESCRIPTION
6023         "This object contains the maximum one-way frame delay
6024         in the forward direction calculated by this MEP for this
6025         Measurement Interval. The value of this object may not be accurate
6026         in the absence of sufficiently precise clock synchronization.
6027
6028         This object is undefined is mefSoamDmCfgType is dm1DmTx.
6029     "
6030     REFERENCE
6031         "[MEF SOAM-PM] R66, R100"
6032     ::= { mefSoamDmHistoryStatsEntry 9 }
6033
6034 mefSoamDmHistoryStatsFrameDelayForwardAvg OBJECT-TYPE
6035     SYNTAX      Unsigned32
6036     UNITS        "microseconds"
6037     MAX-ACCESS  read-only
6038     STATUS      current
6039     DESCRIPTION
6040         "This object contains the average one-way frame delay
6041         in the forward direction calculated by this MEP for this
6042         Measurement Interval. The value of this object may not be accurate
6043         in the absence of sufficiently precise clock synchronization.
6044
6045         This object is undefined is mefSoamDmCfgType is dm1DmTx.
6046     "
6047     REFERENCE
6048         "[MEF SOAM-PM] R66, R100"
6049     ::= { mefSoamDmHistoryStatsEntry 10 }
6050
6051 mefSoamDmHistoryStatsFrameDelayBackwardMin OBJECT-TYPE
6052     SYNTAX      Unsigned32
6053     UNITS        "microseconds"
6054     MAX-ACCESS  read-only
6055     STATUS      current
6056     DESCRIPTION
6057         "This object contains the minimum one-way frame delay
6058         in the backward direction calculated by this MEP for this
6059         Measurement Interval. The value of this object may not be accurate
6060         in the absence of sufficiently precise clock synchronization.
6061
6062         This object is undefined is mefSoamDmCfgType is dm1DmTx or dm1DmRx.
6063     "
6064     REFERENCE
6065         "[MEF SOAM-PM] R66"
6066     ::= { mefSoamDmHistoryStatsEntry 11 }
6067
6068 mefSoamDmHistoryStatsFrameDelayBackwardMax OBJECT-TYPE
6069     SYNTAX      Unsigned32
6070     UNITS        "microseconds"
6071     MAX-ACCESS  read-only
6072     STATUS      current
6073     DESCRIPTION
6074         "This object contains the maximum one-way frame delay
6075         in the backward direction calculated by this MEP for this
6076         Measurement Interval. The value of this object may not be accurate
6077         in the absence of sufficiently precise clock synchronization.
6078
6079         This object is undefined is mefSoamDmCfgType is dm1DmTx or dm1DmRx.
6080     "
6081     REFERENCE

```

```

6082     "[MEF SOAM-PM] R66"
6083     ::= { mefSoamDmHistoryStatsEntry 12 }
6084
6085 mefSoamDmHistoryStatsFrameDelayBackwardAvg OBJECT-TYPE
6086     SYNTAX      Unsigned32
6087     UNITS       "microseconds"
6088     MAX-ACCESS  read-only
6089     STATUS      current
6090     DESCRIPTION
6091         "This object contains the average one-way frame delay
6092         in the backward direction calculated by this MEP for this
6093         Measurement Interval. The value of this object may not be accurate
6094         in the absence of sufficiently precise clock synchronization.
6095
6096         This object is undefined is mefSoamDmCfgType is dmlDmTx or dmlDmRx.
6097     "
6098     REFERENCE
6099         "[MEF SOAM-PM] R66"
6100     ::= { mefSoamDmHistoryStatsEntry 13 }
6101
6102 mefSoamDmHistoryStatsIfdvForwardMin OBJECT-TYPE
6103     SYNTAX      Unsigned32
6104     UNITS       "microseconds"
6105     MAX-ACCESS  read-only
6106     STATUS      current
6107     DESCRIPTION
6108         "This object contains the minimum one-way inter-frame delay
6109         interval in the forward direction calculated by this MEP for this
6110         Measurement Interval.
6111
6112         The value of this object is undefined when mefSoamDmCfgType
6113         is dmlDmTx.
6114     "
6115     REFERENCE
6116         "[MEF SOAM-PM] R66, R100"
6117     ::= { mefSoamDmHistoryStatsEntry 14 }
6118
6119 mefSoamDmHistoryStatsIfdvForwardMax OBJECT-TYPE
6120     SYNTAX      Unsigned32
6121     UNITS       "microseconds"
6122     MAX-ACCESS  read-only
6123     STATUS      current
6124     DESCRIPTION
6125         "This object contains the maximum one-way inter-frame delay
6126         interval in the forward direction calculated by this MEP for this
6127         Measurement Interval.
6128
6129         The value of this object is undefined when mefSoamDmCfgType
6130         is dmlDmTx.
6131     "
6132     REFERENCE
6133         "[MEF SOAM-PM] R66, R100"
6134     ::= { mefSoamDmHistoryStatsEntry 15 }
6135
6136 mefSoamDmHistoryStatsIfdvForwardAvg OBJECT-TYPE
6137     SYNTAX      Unsigned32
6138     UNITS       "microseconds"
6139     MAX-ACCESS  read-only
6140     STATUS      current
6141     DESCRIPTION
6142         "This object contains the average one-way inter-frame delay
6143         interval in the forward direction calculated by this MEP for this
6144         Measurement Interval.
6145

```

```

6146         The value of this object is undefined when mefSoamDmCfgType
6147         is dmlDmTx.
6148         "
6149     REFERENCE
6150         "[MEF SOAM-PM] R66, R100"
6151     ::= { mefSoamDmHistoryStatsEntry 16 }
6152
6153 mefSoamDmHistoryStatsIfdvBackwardMin OBJECT-TYPE
6154     SYNTAX      Unsigned32
6155     UNITS       "microseconds"
6156     MAX-ACCESS  read-only
6157     STATUS      current
6158     DESCRIPTION
6159         "This object contains the minimum one-way inter-frame delay
6160         interval in the backward direction calculated by this MEP for this
6161         Measurement Interval.
6162
6163         The value of this object is undefined when mefSoamDmCfgType
6164         is dmlDmTx or dmlDmRx.
6165         "
6166     REFERENCE
6167         "[MEF SOAM-PM] R66"
6168     ::= { mefSoamDmHistoryStatsEntry 17 }
6169
6170 mefSoamDmHistoryStatsIfdvBackwardMax OBJECT-TYPE
6171     SYNTAX      Unsigned32
6172     UNITS       "microseconds"
6173     MAX-ACCESS  read-only
6174     STATUS      current
6175     DESCRIPTION
6176         "This object contains the maximum one-way inter-frame delay
6177         interval in the backward direction calculated by this MEP for this
6178         Measurement Interval.
6179
6180         The value of this object is undefined when mefSoamDmCfgType
6181         is dmlDmTx or dmlDmRx.
6182         "
6183     REFERENCE
6184         "[MEF SOAM-PM] R66"
6185     ::= { mefSoamDmHistoryStatsEntry 18 }
6186
6187 mefSoamDmHistoryStatsIfdvBackwardAvg OBJECT-TYPE
6188     SYNTAX      Unsigned32
6189     UNITS       "microseconds"
6190     MAX-ACCESS  read-only
6191     STATUS      current
6192     DESCRIPTION
6193         "This object contains the average one-way inter-frame delay
6194         interval in the backward direction calculated by this MEP for this
6195         Measurement Interval.
6196
6197         The value of this object is undefined when mefSoamDmCfgType
6198         is dmlDmTx or dmlDmRx.
6199         "
6200     REFERENCE
6201         "[MEF SOAM-PM] R66"
6202     ::= { mefSoamDmHistoryStatsEntry 19 }
6203
6204 mefSoamDmHistoryStatsIfdvTwoWayMin OBJECT-TYPE
6205     SYNTAX      Unsigned32
6206     UNITS       "microseconds"
6207     MAX-ACCESS  read-only
6208     STATUS      current
6209     DESCRIPTION

```

```

6210     "This object contains the minimum two-way inter-frame delay
6211     interval calculated by this MEP for this
6212     Measurement Interval.
6213
6214     The value of this object is undefined when mefSoamDmCfgType
6215     is dmlDmTx or dmlDmRx.
6216     "
6217     ::= { mefSoamDmHistoryStatsEntry 20 }
6218
6219 mefSoamDmHistoryStatsIfdvTwoWayMax OBJECT-TYPE
6220     SYNTAX      Unsigned32
6221     UNITS       "microseconds"
6222     MAX-ACCESS  read-only
6223     STATUS      current
6224     DESCRIPTION
6225         "This object contains the maximum two-way inter-frame delay
6226         interval calculated by this MEP for this
6227         Measurement Interval.
6228
6229         The value of this object is undefined when mefSoamDmCfgType
6230         is dmlDmTx or dmlDmRx.
6231         "
6232     ::= { mefSoamDmHistoryStatsEntry 21 }
6233
6234 mefSoamDmHistoryStatsIfdvTwoWayAvg OBJECT-TYPE
6235     SYNTAX      Unsigned32
6236     UNITS       "microseconds"
6237     MAX-ACCESS  read-only
6238     STATUS      current
6239     DESCRIPTION
6240         "This object contains the average two-way inter-frame delay
6241         interval calculated by this MEP for this
6242         Measurement Interval.
6243
6244         The value of this object is undefined when mefSoamDmCfgType
6245         is dmlDmTx or dmlDmRx.
6246         "
6247     ::= { mefSoamDmHistoryStatsEntry 22 }
6248
6249 mefSoamDmHistoryStatsFrameDelayRangeForwardMax OBJECT-TYPE
6250     SYNTAX      Unsigned32
6251     UNITS       "microseconds"
6252     MAX-ACCESS  read-only
6253     STATUS      current
6254     DESCRIPTION
6255         "This object contains the maximum one-way Frame Delay Range
6256         in the forward direction calculated by this MEP for this
6257         Measurement Interval.
6258
6259         The value of this object is undefined when mefSoamDmCfgType
6260         is dmlDmTx.
6261         "
6262     REFERENCE
6263         "[MEF SOAM-PM] R66, R100"
6264     ::= { mefSoamDmHistoryStatsEntry 23 }
6265
6266 mefSoamDmHistoryStatsFrameDelayRangeForwardAvg OBJECT-TYPE
6267     SYNTAX      Unsigned32
6268     UNITS       "microseconds"
6269     MAX-ACCESS  read-only
6270     STATUS      current
6271     DESCRIPTION
6272         "This object contains the average one-way Frame Delay Range
6273         in the forward direction calculated by this MEP for this

```

```

6274         Measurement Interval.
6275
6276         The value of this object is undefined when mefSoamDmCfgType
6277         is dmlDmTx.
6278     "
6279     REFERENCE
6280         "[MEF SOAM-PM] R66, R100"
6281     ::= { mefSoamDmHistoryStatsEntry 24 }
6282
6283 mefSoamDmHistoryStatsFrameDelayRangeBackwardMax OBJECT-TYPE
6284     SYNTAX      Unsigned32
6285     UNITS       "microseconds"
6286     MAX-ACCESS  read-only
6287     STATUS      current
6288     DESCRIPTION
6289         "This object contains the maximum one-way Frame Delay Range
6290         in the backward direction calculated by this MEP for this
6291         Measurement Interval.
6292
6293         The value of this object is undefined when mefSoamDmCfgType
6294         is dmlDmTx or dmlDmRx.
6295     "
6296     REFERENCE
6297         "[MEF SOAM-PM] R66"
6298     ::= { mefSoamDmHistoryStatsEntry 25 }
6299
6300 mefSoamDmHistoryStatsFrameDelayRangeBackwardAvg OBJECT-TYPE
6301     SYNTAX      Unsigned32
6302     UNITS       "microseconds"
6303     MAX-ACCESS  read-only
6304     STATUS      current
6305     DESCRIPTION
6306         "This object contains the average one-way Frame Delay Range
6307         in the backward direction calculated by this MEP for this
6308         Measurement Interval.
6309
6310         The value of this object is undefined when mefSoamDmCfgType
6311         is dmlDmTx or dmlDmRx.
6312     "
6313     REFERENCE
6314         "[MEF SOAM-PM] R66"
6315     ::= { mefSoamDmHistoryStatsEntry 26 }
6316
6317 mefSoamDmHistoryStatsFrameDelayRangeTwoWayMax OBJECT-TYPE
6318     SYNTAX      Unsigned32
6319     UNITS       "microseconds"
6320     MAX-ACCESS  read-only
6321     STATUS      current
6322     DESCRIPTION
6323         "This object contains the maximum two-way Frame Delay Range
6324         calculated by this MEP for this Measurement Interval.
6325
6326         The value of this object is undefined when mefSoamDmCfgType
6327         is dmlDmTx or dmlDmRx.
6328     "
6329     ::= { mefSoamDmHistoryStatsEntry 27 }
6330
6331 mefSoamDmHistoryStatsFrameDelayRangeTwoWayAvg OBJECT-TYPE
6332     SYNTAX      Unsigned32
6333     UNITS       "microseconds"
6334     MAX-ACCESS  read-only
6335     STATUS      current
6336     DESCRIPTION
6337         "This object contains the average two-way Frame Delay Range

```

```

6338         calculated by this MEP for this Measurement Interval.
6339
6340         The value of this object is undefined when mefSoamDmCfgType
6341         is dmlDmTx or dmlDmRx.
6342     "
6343     ::= { mefSoamDmHistoryStatsEntry 28 }
6344
6345 mefSoamDmHistoryStatsSoamPdusSent OBJECT-TYPE
6346     SYNTAX      Gauge32
6347     MAX-ACCESS  read-only
6348     STATUS      current
6349     DESCRIPTION
6350         "This object contains the count of the number of SOAM PDUs sent
6351         during this Measurement Interval.
6352
6353         This object applies when mefSoamDmCfgType is dmDmm or dmlDmTx and
6354         is undefined if mefSoamDmCfgType is dmlDmRx. It indicates the
6355         number of DMM or 1DM SOAM frames transmitted.
6356     "
6357     REFERENCE
6358         "[MEF SOAM-PM] R66, R100"
6359     ::= { mefSoamDmHistoryStatsEntry 29 }
6360
6361 mefSoamDmHistoryStatsSoamPdusReceived OBJECT-TYPE
6362     SYNTAX      Gauge32
6363     MAX-ACCESS  read-only
6364     STATUS      current
6365     DESCRIPTION
6366         "This object contains the count of the number of SOAM
6367         PDUs received in this Measurement Interval.
6368
6369         This object indicates the number of DMR and 1DM SOAM frames
6370         received. This object applies when mefSoamDmCfgType is dmDmm or
6371         dmlDmRx and is undefined if mefSoamDmCfgType is dmlDmTx.
6372     "
6373     REFERENCE
6374         "[MEF SOAM-PM] R66, R100"
6375     ::= { mefSoamDmHistoryStatsEntry 30 }
6376
6377 -- *****
6378 -- Ethernet Delay Measurement Bin History Statistic Table
6379 -- *****
6380
6381 mefSoamDmHistoryStatsBinsTable OBJECT-TYPE
6382     SYNTAX      SEQUENCE OF MefSoamDmHistoryStatsBinsEntry
6383     MAX-ACCESS  not-accessible
6384     STATUS      current
6385     DESCRIPTION
6386         "This table contains the result bins for the history Measurement
6387         Intervals in a SOAM Delay Measurement session.
6388
6389         Rows of this table are created automatically
6390         by the SNMP Agent when the Delay Measurement session is running and a
6391         Measurement Interval is completed.
6392
6393         Each row in the table represents the Measurement Interval history
6394         statistics for a specific bin in a Delay Measurement session for the
6395         defined MEP. This table uses seven indices. The first three indices
6396         are the indices of the Maintenance Domain, MaNet, and MEP tables. The
6397         fourth index is the specific DM session on the selected MEP. The
6398         fifth index is the Measurement Interval. The sixth index is the
6399         specific bin type. The seventh index is the specific bin number.
6400
6401         Rows in this table pertaining to a given Measurement Interval are

```



```

6402         deleted when (and only when) the corresponding row in the
6403         mefSoamDmHistoryStatsTable is deleted.
6404
6405         The objects in this table are ignored if mefSoamDmCfgType is 1DmTx.
6406
6407         This table applies only if the corresponding bit is set in
6408         mefSoamDmCfgMeasurementEnable.
6409
6410         The objects in this table need to be persistent upon reboot
6411         or restart of a device.
6412     "
6413     REFERENCE
6414         "[MEF SOAM-PM] R7, R15, R21, D8, R66, R67"
6415     ::= { mefSoamPmDmObjects 7 }
6416
6417     mefSoamDmHistoryStatsBinsEntry OBJECT-TYPE
6418         SYNTAX      MefSoamDmHistoryStatsBinsEntry
6419         MAX-ACCESS  not-accessible
6420         STATUS      current
6421         DESCRIPTION
6422             "The conceptual row of mefSoamDmHistoryStatsBinsTable"
6423         INDEX       {
6424             dotlagCfmMdIndex,
6425             dotlagCfmMaIndex,
6426             dotlagCfmMepIdentifier,
6427             mefSoamDmCfgIndex,
6428             mefSoamDmHistoryStatsIndex,
6429             mefSoamDmCfgMeasBinType,
6430             mefSoamDmCfgMeasBinNumber
6431         }
6432     ::= { mefSoamDmHistoryStatsBinsTable 1 }
6433
6434     MefSoamDmHistoryStatsBinsEntry ::= SEQUENCE {
6435         mefSoamDmHistoryStatsBinsCounter          Gauge32
6436     }
6437
6438     mefSoamDmHistoryStatsBinsCounter OBJECT-TYPE
6439         SYNTAX      Gauge32
6440         MAX-ACCESS  read-only
6441         STATUS      current
6442         DESCRIPTION
6443             "This object contains the count of the number of completed
6444             measurements initiated in this Measurement Interval whose value
6445             falls within the range specified for this bin (that is, greater
6446             than or equal to the measurement boundary for the bin, and
6447             (unless the bin is the last bin) less than the measurement
6448             boundary for the following bin.
6449         "
6450     REFERENCE
6451         "[MEF SOAM-PM] R66, R67, R100, R101"
6452     ::= { mefSoamDmHistoryStatsBinsEntry 1 }
6453
6454     -- *****
6455     -- Performance Measurement Loss Threshold Configuration Table
6456     -- *****
6457
6458     mefSoamLmThresholdCfgTable OBJECT-TYPE
6459         SYNTAX      SEQUENCE OF MefSoamLmThresholdCfgEntry
6460         MAX-ACCESS  not-accessible
6461         STATUS      current
6462         DESCRIPTION
6463             "This table contains the list of Loss Measurement configuration threshold
6464             values for LM Performance Monitoring.
6465

```

6466 The main purpose of the threshold configuration table is to configure
6467 threshold alarm notifications indicating that a specific performance
6468 metric is not being met.
6469

6470 Each row in the table represents a Loss Measurement session threshold
6471 set for the defined MEP. This table uses five indices. The first three
6472 indices are the indices of the Maintenance Domain, MaNet, and MEP tables.
6473 The fourth index is the specific LM session on the selected MEP. The
6474 fifth index is the specific threshold set number.
6475

6476 Rows in this table are not created automatically. A row is created in
6477 this table to set up a threshold set on a configured MEP that has a
6478 configured LM session.
6479

6480 If two managers try to 'create' the same row at the same time, the first
6481 creation would succeed, the second creation attempt would result in an
6482 error. The second creation attempt would then need to select a new index
6483 value to successfully create a new row.
6484

6485 An NE needs to support at least one threshold set for NE SOAM PM compliance. A
6486 second threshold set on the NE is desirable. More than two threshold
6487 sets can be configured on the NE if supported on the NE.
6488

6489 All the objects in the row have a default value that disables the
6490 particular threshold measurement. In order to enable a threshold
6491 measurement the particular bit in the mefSoamLmThresholdCfgEnable object
6492 is to be set to '1' and the selected threshold measurement is to have
6493 a threshold value configured. Non-configured threshold measurements
6494 are disabled by default.
6495

6496 The writable objects in this table need to be persistent upon reboot
6497 or restart of a device.
6498 "

6499 ::= { mefSoamPmLmObjects 7 }

6500

6501 mefSoamLmThresholdCfgEntry OBJECT-TYPE
6502 SYNTAX MefSoamLmThresholdCfgEntry
6503 MAX-ACCESS not-accessible
6504 STATUS current
6505 DESCRIPTION
6506 "The conceptual row of mefSoamLmThresholdCfgTable."
6507 INDEX
6508 dotlagCfmMdIndex,
6509 dotlagCfmMaIndex,
6510 dotlagCfmMepIdentifier,
6511 mefSoamLmCfgIndex,
6512 mefSoamLmThresholdCfgIndex
6513 }
6514 ::= {mefSoamLmThresholdCfgTable 1 }

6515

6516 MefSoamLmThresholdCfgEntry ::= SEQUENCE {
6517 mefSoamLmThresholdCfgIndex Unsigned32,
6518 mefSoamLmThresholdCfgEnable BITS,
6519 mefSoamLmThresholdCfgMeasuredFlrForwardThreshold Unsigned32,
6520 mefSoamLmThresholdCfgMaxFlrForwardThreshold Unsigned32,
6521 mefSoamLmThresholdCfgAvgFlrForwardThreshold Unsigned32,
6522 mefSoamLmThresholdCfgMeasuredFlrBackwardThreshold Unsigned32,
6523 mefSoamLmThresholdCfgMaxFlrBackwardThreshold Unsigned32,
6524 mefSoamLmThresholdCfgAvgFlrBackwardThreshold Unsigned32,
6525 mefSoamLmThresholdCfgForwardHighLossThreshold Unsigned32,
6526 mefSoamLmThresholdCfgForwardConsecutiveHighLossThreshold Unsigned32,
6527 mefSoamLmThresholdCfgBackwardHighLossThreshold Unsigned32,
6528 mefSoamLmThresholdCfgBackwardConsecutiveHighLossThreshold Unsigned32,
6529 mefSoamLmThresholdCfgForwardUnavailCountThreshold Unsigned32,

```

6530         mefSoamLmThresholdCfgForwardAvailRatioThreshold      Unsigned32,
6531         mefSoamLmThresholdCfgBackwardUnavailCountThreshold  Unsigned32,
6532         mefSoamLmThresholdCfgBackwardAvailRatioThreshold    Unsigned32,
6533         mefSoamLmThresholdCfgRowStatus                       RowStatus
6534     }
6535
6536     mefSoamLmThresholdCfgIndex OBJECT-TYPE
6537     SYNTAX      Unsigned32(1..4294967295)
6538     MAX-ACCESS  not-accessible
6539     STATUS      current
6540     DESCRIPTION
6541         "The index of the threshold number for the specific LM
6542         threshold entry.
6543
6544         An index value of '1' needs to be supported. Other index values
6545         can also be supported.
6546         "
6547     ::= { mefSoamLmThresholdCfgEntry 1 }
6548
6549     mefSoamLmThresholdCfgEnable OBJECT-TYPE
6550     SYNTAX      BITS {
6551                 bMefSoamLmMeasuredFlrForwardThreshold(0),
6552                 bMefSoamLmMaxFlrForwardThreshold(1),
6553                 bMefSoamLmAvgFlrForwardThreshold(2),
6554                 bMefSoamLmMeasuredFlrBackwardThreshold(3),
6555                 bMefSoamLmMaxFlrBackwardThreshold(4),
6556                 bMefSoamLmAvgFlrBackwardThreshold(5),
6557                 bMefSoamLmForwardHighLossThreshold(6),
6558                 bMefSoamLmForwardConsecutiveHighLossThreshold(7),
6559                 bMefSoamLmBackwardHighLossThreshold(8),
6560                 bMefSoamLmBackwardConsecutiveHighLossThreshold(9),
6561                 bMefSoamLmUnavailForwardThreshold(10),
6562                 bMefSoamLmAvailRatioForwardThreshold(11),
6563                 bMefSoamLmUnavailBackwardThreshold(12),
6564                 bMefSoamLmAvailRatioBackwardThreshold(13)
6565     }
6566     MAX-ACCESS  read-create
6567     STATUS      current
6568     DESCRIPTION
6569         "A vector of bits that indicates the type of SOAM LM thresholds
6570         notifications that are enabled.
6571
6572         A bit set to '1' enables the specific SOAM LM threshold notification
6573         and when the specific counter is enabled and the threshold is crossed a
6574         notification is generated.
6575
6576         A bit set to '0' disables the specific SOAM LM threshold notification.
6577
6578         If a particular SOAM LM threshold is not supported the BIT value is
6579         set to '0'.
6580
6581         bMefSoamLmMeasuredFlrForwardThreshold(0)
6582             Enables/disables measured frame loss forward ratio threshold
6583             notification. The notification is sent immediately when the
6584             mefSoamLmMeasuredStatsForwardFlr value is
6585             greater than or equal to the threshold value.
6586         bMefSoamLmMaxFlrForwardThreshold(1)
6587             Enables/disables maximum frame loss forward ratio threshold
6588             notification. The notification is sent immediately when the
6589             mefSoamLmCurrentStatsForwardMaxFlr value is greater
6590             than or equal to threshold value in a Measurement Interval.
6591         bMefSoamLmAvgFlrForwardThreshold(2)
6592             Enables/disables average frame loss forward ratio threshold
6593             notification. The notification is sent when at the end of a

```

6594 Measurement Interval if the
6595 mefSoamLmCurrentStatsForwardAvgFlr value is greater
6596 than or equal to the threshold value.
6597 bMefSoamLmMeasuredFlrBackwardThreshold(3)
6598 Enables/disables measured frame loss backward ratio threshold
6599 notification. The notification is sent immediately when the
6600 mefSoamLmMeasuredStatsBackwardFlr value is
6601 greater than or equal to the threshold value.
6602 bMefSoamLmMaxFlrBackwardThreshold(4)
6603 Enables/disables maximum frame loss backward ratio threshold
6604 notification. The notification is sent immediately when the
6605 mefSoamLmCurrentStatsBackwardMaxFlr value is greater
6606 than or equal to threshold value in a Measurement Interval.
6607 bMefSoamLmAvgFlrBackwardThreshold(5)
6608 Enables/disables average frame loss backward ratio threshold
6609 notification. The notification is sent when at the end of a
6610 Measurement Interval if the
6611 mefSoamLmCurrentStatsBackwardAvgFlr value is
6612 greater than or equal to the threshold value.
6613 bMefSoamLmForwardHighLossThreshold(6)
6614 Enables/disables forward high loss threshold
6615 notification. The notification is sent immediately when the
6616 mefSoamLmCurrentAvailStatsForwardHighLoss value is
6617 greater than or equal to the threshold value in a measurement
6618 interval.
6619 bMefSoamLmForwardConsecutiveHighLossThreshold(7)
6620 Enables/disables forward consecutive high loss threshold
6621 notification. The notification is sent immediately when the
6622 mefSoamLmCurrentAvailStatsForwardConsecutiveHighLoss value is
6623 greater than or equal to the threshold value in a measurement
6624 interval.
6625 bMefSoamLmBackwardHighLossThreshold(8)
6626 Enables/disables backward high loss threshold
6627 notification. The notification is sent immediately when the
6628 mefSoamLmCurrentAvailStatsBackwardHighLoss value is
6629 greater than or equal to the threshold value in a measurement
6630 interval.
6631 bMefSoamLmBackwardConsecutiveHighLossThreshold(9)
6632 Enables/disables backward consecutive high loss threshold
6633 notification. The notification is sent immediately when the
6634 mefSoamLmCurrentAvailStatsBackwardConsecutiveHighLoss value is
6635 greater than or equal to the threshold value in a measurement
6636 interval.
6637 bMefSoamLmUnavailForwardThreshold(10)
6638 Enables/disables unavailable forward threshold
6639 notification. The notification is sent immediately when the
6640 mefSoamLmCurrentAvailStatsForwardUnavailable value is
6641 greater than or equal to threshold value in a Measurement Interval.
6642 bMefSoamLmAvailRatioForwardThreshold(11)
6643 Enables/disables availability ratio forward threshold
6644 notification. The notification is sent immediately when the
6645 availability ratio is greater than or equal to threshold value
6646 in a Measurement Interval. The availability ratio can be calculated
6647 from the values of mefSoamLmCurrentAvailStatsForwardAvailable and
6648 mefSoamLmCurrentAvailStatsForwardUnavailable.
6649 bMefSoamLmUnavailBackwardThreshold(12)
6650 Enables/disables unavailable backward threshold
6651 notification. The notification is sent immediately when the
6652 mefSoamLmCurrentAvailStatsBackwardUnavailable value is
6653 greater than or equal to threshold value in a Measurement Interval.
6654 bMefSoamLmAvailRatioBackwardThreshold(13)
6655 Enables/disables availability ratio backward threshold
6656 notification. The notification is sent immediately when the
6657 availability ratio is greater than or equal to threshold value

```

6658         in a Measurement Interval. The availability ratio can be calculated
6659         from the values of mefSoamLmCurrentAvailStatsBackwardAvailable and
6660         mefSoamLmCurrentAvailStatsBackwardUnavailable.
6661     "
6662     DEFVAL { { } }
6663     ::= { mefSoamLmThresholdCfgEntry 2 }
6664
6665     mefSoamLmThresholdCfgMeasuredFlrForwardThreshold OBJECT-TYPE
6666         SYNTAX      Unsigned32 (0..100000)
6667         UNITS       "milli-percent"
6668         MAX-ACCESS  read-create
6669         STATUS      current
6670         DESCRIPTION
6671             "This object is used to set the measured forward frame loss ratio
6672             threshold value that will be used to determine if a threshold
6673             notification is generated.
6674         "
6675         DEFVAL { 100000 }
6676         ::= { mefSoamLmThresholdCfgEntry 3 }
6677
6678     mefSoamLmThresholdCfgMaxFlrForwardThreshold OBJECT-TYPE
6679         SYNTAX      Unsigned32 (0..100000)
6680         UNITS       "milli-percent"
6681         MAX-ACCESS  read-create
6682         STATUS      current
6683         DESCRIPTION
6684             "This object is used to set the maximum forward frame loss ratio
6685             threshold value that will be used to determine if a threshold
6686             notification is generated.
6687         "
6688         DEFVAL { 100000 }
6689         ::= { mefSoamLmThresholdCfgEntry 4 }
6690
6691     mefSoamLmThresholdCfgAvgFlrForwardThreshold OBJECT-TYPE
6692         SYNTAX      Unsigned32 (0..100000)
6693         UNITS       "milli-percent"
6694         MAX-ACCESS  read-create
6695         STATUS      current
6696         DESCRIPTION
6697             "This object is used to set the average forward frame loss ratio
6698             threshold value that will be used to determine if a threshold
6699             notification is generated.
6700         "
6701         DEFVAL { 100000 }
6702         ::= { mefSoamLmThresholdCfgEntry 5 }
6703
6704     mefSoamLmThresholdCfgMeasuredFlrBackwardThreshold OBJECT-TYPE
6705         SYNTAX      Unsigned32 (0..100000)
6706         UNITS       "milli-percent"
6707         MAX-ACCESS  read-create
6708         STATUS      current
6709         DESCRIPTION
6710             "This object is used to set the measured backward frame loss ratio
6711             threshold value that will be used to determine if a threshold
6712             notification is generated.
6713         "
6714         DEFVAL { 100000 }
6715         ::= { mefSoamLmThresholdCfgEntry 6 }
6716
6717     mefSoamLmThresholdCfgMaxFlrBackwardThreshold OBJECT-TYPE
6718         SYNTAX      Unsigned32 (0..100000)
6719         UNITS       "milli-percent"
6720         MAX-ACCESS  read-create
6721         STATUS      current

```

```

6722      DESCRIPTION
6723          "This object is used to set the maximum backward frame loss ratio
6724          threshold value that will be used to determine if a threshold
6725          notification is generated.
6726          "
6727      DEFVAL { 100000 }
6728      ::= { mefSoamLmThresholdCfgEntry 7 }
6729
6730  mefSoamLmThresholdCfgAvgFlrBackwardThreshold OBJECT-TYPE
6731      SYNTAX      Unsigned32 (0..100000)
6732      UNITS       "milli-percent"
6733      MAX-ACCESS  read-create
6734      STATUS      current
6735      DESCRIPTION
6736          "This object is used to set the average backward frame loss ratio
6737          threshold value that will be used to determine if a threshold
6738          notification is generated.
6739          "
6740      DEFVAL { 100000 }
6741      ::= { mefSoamLmThresholdCfgEntry 8 }
6742
6743  mefSoamLmThresholdCfgForwardHighLossThreshold OBJECT-TYPE
6744      SYNTAX      Unsigned32
6745      MAX-ACCESS  read-create
6746      STATUS      current
6747      DESCRIPTION
6748          "This object is used to set the forward high loss threshold value that
6749          will be used to determine if a threshold notification is generated.
6750          "
6751      DEFVAL { 4294967295 }
6752      ::= { mefSoamLmThresholdCfgEntry 9 }
6753
6754  mefSoamLmThresholdCfgForwardConsecutiveHighLossThreshold OBJECT-TYPE
6755      SYNTAX      Unsigned32
6756      MAX-ACCESS  read-create
6757      STATUS      current
6758      DESCRIPTION
6759          "This object is used to set the consecutive forward high loss
6760          threshold value that will be used to determine if a threshold
6761          notification is generated.
6762          "
6763      DEFVAL { 4294967295 }
6764      ::= { mefSoamLmThresholdCfgEntry 10 }
6765
6766  mefSoamLmThresholdCfgBackwardHighLossThreshold OBJECT-TYPE
6767      SYNTAX      Unsigned32
6768      MAX-ACCESS  read-create
6769      STATUS      current
6770      DESCRIPTION
6771          "This object is used to set the backward high loss threshold value that
6772          will be used to determine if a threshold notification is generated.
6773          "
6774      DEFVAL { 4294967295 }
6775      ::= { mefSoamLmThresholdCfgEntry 11 }
6776
6777  mefSoamLmThresholdCfgBackwardConsecutiveHighLossThreshold OBJECT-TYPE
6778      SYNTAX      Unsigned32
6779      MAX-ACCESS  read-create
6780      STATUS      current
6781      DESCRIPTION
6782          "This object is used to set the consecutive backward high loss
6783          threshold value that will be used to determine if a threshold
6784          notification is generated.
6785          "

```

```

6786     DEFVAL { 4294967295 }
6787     ::= { mefSoamLmThresholdCfgEntry 12 }
6788
6789 mefSoamLmThresholdCfgForwardUnavailCountThreshold OBJECT-TYPE
6790     SYNTAX      Unsigned32
6791     MAX-ACCESS  read-create
6792     STATUS      current
6793     DESCRIPTION
6794         "This object is used to set the forward unavailability
6795         threshold value that will be used to determine if a threshold
6796         notification is generated.
6797         "
6798     DEFVAL { 4294967295 }
6799     ::= { mefSoamLmThresholdCfgEntry 13 }
6800
6801 mefSoamLmThresholdCfgForwardAvailRatioThreshold OBJECT-TYPE
6802     SYNTAX      Unsigned32 (0..100000)
6803     UNITS       "milli-percent"
6804     MAX-ACCESS  read-create
6805     STATUS      current
6806     DESCRIPTION
6807         "This object is used to set the forward availability/total time
6808         ratio threshold value that will be used to determine if a threshold
6809         notification is generated if the ratio drops below the configured
6810         value.
6811
6812         The ratio value is expressed as a percent with a value of 0 (ratio
6813         0.00) through 100000 (ratio 1.00)
6814
6815         Units are in milli-percent, where 1 indicates 0.001 percent.
6816         "
6817     DEFVAL { 0 }
6818     ::= { mefSoamLmThresholdCfgEntry 14 }
6819
6820 mefSoamLmThresholdCfgBackwardUnavailCountThreshold OBJECT-TYPE
6821     SYNTAX      Unsigned32
6822     MAX-ACCESS  read-create
6823     STATUS      current
6824     DESCRIPTION
6825         "This object is used to set the backward unavailability
6826         threshold value that will be used to determine if a threshold
6827         notification is generated.
6828         "
6829     DEFVAL { 4294967295 }
6830     ::= { mefSoamLmThresholdCfgEntry 15 }
6831
6832 mefSoamLmThresholdCfgBackwardAvailRatioThreshold OBJECT-TYPE
6833     SYNTAX      Unsigned32 (0..100000)
6834     UNITS       "milli-percent"
6835     MAX-ACCESS  read-create
6836     STATUS      current
6837     DESCRIPTION
6838         "This object is used to set the backward availability/total time
6839         ratio threshold value that will be used to determine if a threshold
6840         notification is generated if the ratio drops below the configured
6841         value.
6842
6843         The ratio value is expressed as a percent with a value of 0 (ratio
6844         0.00) through 100000 (ratio 1.00)
6845
6846         Units are in milli-percent, where 1 indicates 0.001 percent.
6847         "
6848     DEFVAL { 0 }
6849     ::= { mefSoamLmThresholdCfgEntry 16 }

```



```

6850
6851 mefSoamLmThresholdCfgRowStatus OBJECT-TYPE
6852     SYNTAX      RowStatus
6853     MAX-ACCESS  read-create
6854     STATUS      current
6855     DESCRIPTION
6856         "The status of the row.
6857
6858         The writable columns in a row cannot be changed if the row
6859         is active. All columns are to have a valid value before a row
6860         can be activated.
6861     "
6862     ::= { mefSoamLmThresholdCfgEntry 17 }
6863
6864
6865 -- *****
6866 -- Performance Measurement Delay Threshold Configuration Table
6867 -- *****
6868
6869 mefSoamDmThresholdCfgTable OBJECT-TYPE
6870     SYNTAX      SEQUENCE OF MefSoamDmThresholdCfgEntry
6871     MAX-ACCESS  not-accessible
6872     STATUS      current
6873     DESCRIPTION
6874         "This table contains the list of Delay Measurement threshold configuration
6875         values for DM Performance Monitoring.
6876
6877         The main purpose of the threshold configuration table is to configure
6878         threshold alarm notifications indicating that a specific performance
6879         metric is not being met.
6880
6881         Each row in the table represents a Delay Measurement session threshold
6882         set for the defined MEP. This table uses five indices. The first three
6883         indices are the indices of the Maintenance Domain, MaNet, and MEP tables.
6884         The fourth index is the specific DM session on the selected MEP. The
6885         fifth index is the specific threshold set number.
6886
6887         Rows in this table are not created automatically. A row is created in
6888         this table to set up a threshold set on a configured MEP that has a
6889         configured DM session.
6890
6891         An NE needs to support at least one threshold set for NE SOAM PM compliance. A
6892         second threshold set on the NE is desirable. More than two threshold
6893         sets on the NE can be configured if supported on the NE.
6894
6895         All the objects in the row have a default value that disables the
6896         particular threshold measurement. In order to enable a threshold
6897         measurement the particular bit in the mefSoamDmThresholdCfgEnable object
6898         is to be set to '1' and the selected threshold measurement is to have
6899         a threshold value configured. Non-configured threshold measurements
6900         are disabled by default.
6901
6902         The writable objects in this table need to be persistent upon reboot
6903         or restart of a device.
6904     "
6905     ::= { mefSoamPmDmObjects 8 }
6906
6907 mefSoamDmThresholdCfgEntry OBJECT-TYPE
6908     SYNTAX      MefSoamDmThresholdCfgEntry
6909     MAX-ACCESS  not-accessible
6910     STATUS      current
6911     DESCRIPTION
6912         "The conceptual row of mefSoamDmThresholdCfgTable."
6913     INDEX      {

```

```

6914         dotlagCfmMdIndex,
6915         dotlagCfmMaIndex,
6916         dotlagCfmMepIdentifier,
6917         mefSoamDmCfgIndex,
6918         mefSoamDmThresholdCfgIndex
6919     }
6920 ::= {mefSoamDmThresholdCfgTable 1 }
6921
6922 MefSoamDmThresholdCfgEntry ::= SEQUENCE {
6923     mefSoamDmThresholdCfgIndex                Unsigned32,
6924     mefSoamDmThresholdCfgEnable               BITS,
6925     mefSoamDmThresholdCfgMeasuredFrameDelayTwoWayThreshold Unsigned32,
6926     mefSoamDmThresholdCfgMaxFrameDelayTwoWayThreshold Unsigned32,
6927     mefSoamDmThresholdCfgAvgFrameDelayTwoWayThreshold Unsigned32,
6928     mefSoamDmThresholdCfgMeasuredIfdvTwoWayThreshold Unsigned32,
6929     mefSoamDmThresholdCfgMaxIfdvTwoWayThreshold Unsigned32,
6930     mefSoamDmThresholdCfgAvgIfdvTwoWayThreshold Unsigned32,
6931     mefSoamDmThresholdCfgMaxFrameDelayRangeTwoWayThreshold Unsigned32,
6932     mefSoamDmThresholdCfgAvgFrameDelayRangeTwoWayThreshold Unsigned32,
6933     mefSoamDmThresholdCfgMeasuredFrameDelayForwardThreshold Unsigned32,
6934     mefSoamDmThresholdCfgMaxFrameDelayForwardThreshold Unsigned32,
6935     mefSoamDmThresholdCfgAvgFrameDelayForwardThreshold Unsigned32,
6936     mefSoamDmThresholdCfgMeasuredIfdvForwardThreshold Unsigned32,
6937     mefSoamDmThresholdCfgMaxIfdvForwardThreshold Unsigned32,
6938     mefSoamDmThresholdCfgAvgIfdvForwardThreshold Unsigned32,
6939     mefSoamDmThresholdCfgMaxFrameDelayRangeForwardThreshold Unsigned32,
6940     mefSoamDmThresholdCfgAvgFrameDelayRangeForwardThreshold Unsigned32,
6941     mefSoamDmThresholdCfgMeasuredFrameDelayBackwardThreshold Unsigned32,
6942     mefSoamDmThresholdCfgMaxFrameDelayBackwardThreshold Unsigned32,
6943     mefSoamDmThresholdCfgAvgFrameDelayBackwardThreshold Unsigned32,
6944     mefSoamDmThresholdCfgMeasuredIfdvBackwardThreshold Unsigned32,
6945     mefSoamDmThresholdCfgMaxIfdvBackwardThreshold Unsigned32,
6946     mefSoamDmThresholdCfgAvgIfdvBackwardThreshold Unsigned32,
6947     mefSoamDmThresholdCfgMaxFrameDelayRangeBackwardThreshold Unsigned32,
6948     mefSoamDmThresholdCfgAvgFrameDelayRangeBackwardThreshold Unsigned32,
6949
6950     mefSoamDmThresholdCfgRowStatus            RowStatus
6951 }
6952
6953 mefSoamDmThresholdCfgIndex OBJECT-TYPE
6954     SYNTAX      Unsigned32(1..4294967295)
6955     MAX-ACCESS  not-accessible
6956     STATUS      current
6957     DESCRIPTION
6958         "The index of the threshold number for the specific DM
6959         threshold entry.
6960
6961         An index value of '1' is to be supported. Other index values
6962         can be supported.
6963         "
6964     ::= { mefSoamDmThresholdCfgEntry 1 }
6965
6966 mefSoamDmThresholdCfgEnable OBJECT-TYPE
6967     SYNTAX      BITS {
6968         bMefSoamDmMeasuredFrameDelayTwoWayThreshold(0),
6969         bMefSoamDmMaxFrameDelayTwoWayThreshold(1),
6970         bMefSoamDmAvgFrameDelayTwoWayThreshold(2),
6971         bMefSoamDmMeasuredIfdvTwoWayThreshold(3),
6972         bMefSoamDmMaxIfdvTwoWayThreshold(4),
6973         bMefSoamDmAvgIfdvTwoWayThreshold(5),
6974         bMefSoamDmMaxFrameDelayRangeTwoWayThreshold(6),
6975         bMefSoamDmAvgFrameDelayRangeTwoWayThreshold(7),
6976         bMefSoamDmMeasuredFrameDelayForwardThreshold(8),
6977         bMefSoamDmMaxFrameDelayForwardThreshold(9),

```

```

6978         bMefSoamDmAvgFrameDelayForwardThreshold(10),
6979         bMefSoamDmMeasuredIfdvForwardThreshold(11),
6980         bMefSoamDmMaxIfdvForwardThreshold(12),
6981         bMefSoamDmAvgIfdvForwardThreshold(13),
6982         bMefSoamDmMaxFrameDelayRangeForwardThreshold(14),
6983         bMefSoamDmAvgFrameDelayRangeForwardThreshold(15),
6984         bMefSoamDmMeasuredFrameDelayBackwardThreshold(16),
6985         bMefSoamDmMaxFrameDelayBackwardThreshold(17),
6986         bMefSoamDmAvgFrameDelayBackwardThreshold(18),
6987         bMefSoamDmMeasuredIfdvBackwardThreshold(19),
6988         bMefSoamDmMaxIfdvBackwardThreshold(20),
6989         bMefSoamDmAvgIfdvBackwardThreshold(21),
6990         bMefSoamDmMaxFrameDelayRangeBackwardThreshold(22),
6991         bMefSoamDmAvgFrameDelayRangeBackwardThreshold(23)
6992     }
6993     MAX-ACCESS    read-create
6994     STATUS        current
6995     DESCRIPTION
6996     "A vector of bits that indicates the type of SOAM DM threshold
6997     notifications that are enabled.
6998
6999     A bit set to '1' enables the specific SOAM DM threshold notification
7000     and when the specific counter is enabled and the threshold is crossed a
7001     notification is generated.
7002
7003     A bit set to '0' disables the specific SOAM DM threshold notification.
7004
7005     If a particular SOAM DM threshold is not supported the BIT value is
7006     set to '0'.
7007
7008     bMefSoamDmMeasuredFrameDelayTwoWayThreshold(0)
7009         Enables/disables measured frame two-way delay threshold
7010         notification. The notification is sent immediately when the
7011         mefSoamDmMeasuredStatsFrameDelayTwoWay value is
7012         greater than or equal to threshold value.
7013     bMefSoamDmMaxFrameDelayTwoWayThreshold(1)
7014         Enables/disables maximum frame two-way delay threshold
7015         notification. The notification is sent immediately when the
7016         mefSoamDmCurrentStatsFrameDelayTwoWayMax value is
7017         greater than or equal to threshold value in a Measurement Interval.
7018     bMefSoamDmAvgFrameDelayTwoWayThreshold(2)
7019         Enables/disables average frame two-way delay threshold
7020         notification. The notification is sent when at the end of a
7021         Measurement Interval if the
7022         mefSoamDmCurrentStatsFrameDelayTwoWayAvg value is
7023         greater than or equal to the threshold value.
7024     bMefSoamDmMeasuredIfdvTwoWayThreshold(3)
7025         Enables/disables measured frame IFDV two-way threshold
7026         notification. The notification is sent immediately when the
7027         mefSoamDmMeasuredStatsIfdvTwoWay value is greater
7028         than or equal to threshold value.
7029     bMefSoamDmMaxIfdvTwoWayThreshold(4)
7030         Enables/disables maximum frame IFDV two-way threshold
7031         notification. The notification is sent immediately when the
7032         mefSoamDmCurrentStatsIfdvTwoWayMax value is greater
7033         than or equal to threshold value in a Measurement Interval.
7034     bMefSoamDmAvgIfdvTwoWayThreshold(5)
7035         Enables/disables average frame IFDV two-way threshold
7036         notification. The notification is sent when at the end of a
7037         Measurement Interval if the
7038         mefSoamDmCurrentStatsIfdvTwoWayAvg value is
7039         greater than or equal to the threshold value.
7040     bMefSoamDmMaxFrameDelayRangeTwoWayThreshold(6)
7041         Enables/disables maximum Frame Delay Range two-way threshold

```

7042 notification. The notification is sent immediately when the
7043 mefSoamDmCurrentStatsFrameDelayRangeTwoWayMax value is greater
7044 than or equal to threshold value in a Measurement Interval.
7045 bMefSoamDmAvgFrameDelayRangeTwoWayThreshold(7)
7046 Enables/disables average Frame Delay Range two-way threshold
7047 notification. The notification is sent when at the end of a
7048 Measurement Interval if the
7049 mefSoamDmCurrentStatsFrameDelayRangeTwoWayAvg value is
7050 greater than or equal to the threshold value.
7051 bMefSoamDmMeasuredFrameDelayForwardThreshold(8)
7052 Enables/disables measured forward frame delay threshold
7053 notification. The notification is sent immediately when the
7054 mefSoamDmMeasuredStatsFrameDelayForward value is
7055 greater than or equal to threshold value.
7056 bMefSoamDmMaxFrameDelayForwardThreshold(9)
7057 Enables/disables maximum forward frame delay threshold
7058 notification. The notification is sent immediately when the
7059 mefSoamDmCurrentStatsFrameDelayForwardMax value is
7060 greater than or equal to threshold value in a Measurement Interval.
7061 bMefSoamDmAvgFrameDelayForwardThreshold(10)
7062 Enables/disables average forward frame delay threshold
7063 notification. The notification is sent when at the end of a
7064 Measurement Interval if the
7065 mefSoamDmCurrentStatsFrameDelayForwardAvg value is
7066 greater than or equal to the threshold value.
7067 bMefSoamDmMeasuredIfdvForwardThreshold(11)
7068 Enables/disables measured frame IFDV forward threshold
7069 notification. The notification is sent immediately when the
7070 mefSoamDmMeasuredStatsIfdvForward value is greater
7071 than or equal to threshold value.
7072 bMefSoamDmMaxIfdvForwardThreshold(12)
7073 Enables/disables maximum frame IFDV forward threshold
7074 notification. The notification is sent immediately when the
7075 mefSoamDmCurrentStatsIfdvForwardMax value is greater
7076 than or equal to threshold value in a Measurement Interval.
7077 bMefSoamDmAvgIfdvForwardThreshold(13)
7078 Enables/disables average frame IFDV forward threshold
7079 notification. The notification is sent when at the end of a
7080 Measurement Interval if the
7081 mefSoamDmCurrentStatsIfdvForwardAvg value is
7082 greater than or equal to the threshold value.
7083 bMefSoamDmMaxFrameDelayRangeForwardThreshold(14)
7084 Enables/disables maximum Frame Delay Range forward threshold
7085 notification. The notification is sent immediately when the
7086 mefSoamDmCurrentStatsFrameDelayRangeForwardMax value is greater
7087 than or equal to threshold value in a Measurement Interval.
7088 bMefSoamDmAvgFrameDelayRangeForwardThreshold(15)
7089 Enables/disables average Frame Delay Range forward threshold
7090 notification. The notification is sent when at the end of a
7091 Measurement Interval if the
7092 mefSoamDmCurrentStatsFrameDelayRangeForwardAvg value is
7093 greater than or equal to the threshold value.
7094 bMefSoamDmMeasuredFrameDelayBackwardThreshold(16)
7095 Enables/disables measured backward frame delay threshold
7096 notification. The notification is sent immediately when the
7097 mefSoamDmMeasuredStatsFrameDelayBackward value is
7098 greater than or equal to threshold value.
7099 bMefSoamDmMaxFrameDelayBackwardThreshold(17)
7100 Enables/disables maximum backward frame delay threshold
7101 notification. The notification is sent immediately when the
7102 mefSoamDmCurrentStatsFrameDelayBackwardMax value is
7103 greater than or equal to threshold value in a
7104 Measurement Interval.
7105 bMefSoamDmAvgFrameDelayBackwardThreshold(18)

```

7106         Enables/disables average backward frame delay threshold
7107         notification. The notification is sent when at the end of a
7108         Measurement Interval if the
7109         mefSoamDmCurrentStatsFrameDelayBackwardAvg value is
7110         greater than or equal to the threshold value.
7111     bMefSoamDmMeasuredIfdvBackwardThreshold(19)
7112         Enables/disables measured frame IFDV backward threshold
7113         notification. The notification is sent immediately when the
7114         mefSoamDmMeasuredStatsIfdvBackward value is greater
7115         than or equal to threshold value.
7116     bMefSoamDmMaxIfdvBackwardThreshold(20)
7117         Enables/disables maximum frame IFDV backward threshold
7118         notification. The notification is sent immediately when the
7119         mefSoamDmCurrentStatsIfdvBackwardMax value is greater
7120         than or equal to threshold value in a Measurement Interval.
7121     bMefSoamDmAvgIfdvBackwardThreshold(21)
7122         Enables/disables average frame IFDV backward threshold
7123         notification. The notification is sent when at the end of a
7124         Measurement Interval if the
7125         mefSoamDmCurrentStatsIfdvBackwardAvg value is greater
7126         than or equal to the threshold value.
7127     bMefSoamDmMaxFrameDelayRangeBackwardThreshold(22)
7128         Enables/disables maximum Frame Delay Range backward threshold
7129         notification. The notification is sent immediately when the
7130         mefSoamDmCurrentStatsFrameDelayRangeBackwardMax value is greater
7131         than or equal to threshold value in a Measurement Interval.
7132     bMefSoamDmAvgFrameDelayRangeBackwardThreshold(23)
7133         Enables/disables average Frame Delay Range backward threshold
7134         notification. The notification is sent when at the end of a
7135         Measurement Interval if the
7136         mefSoamDmCurrentStatsFrameDelayRangeBackwardAvg value is greater
7137         than or equal to the threshold value.
7138     "
7139     DEFVAL { { } }
7140     ::= { mefSoamDmThresholdCfgEntry 2 }
7141
7142     mefSoamDmThresholdCfgMeasuredFrameDelayTwoWayThreshold OBJECT-TYPE
7143         SYNTAX      Unsigned32
7144         UNITS       "microseconds"
7145         MAX-ACCESS  read-create
7146         STATUS      current
7147         DESCRIPTION
7148             "This object is used to set the measurement two-way delay threshold
7149             value that will be used to determine if a threshold notification is
7150             generated."
7151         "
7152         DEFVAL { 4294967295 }
7153         ::= { mefSoamDmThresholdCfgEntry 3 }
7154
7155     mefSoamDmThresholdCfgMaxFrameDelayTwoWayThreshold OBJECT-TYPE
7156         SYNTAX      Unsigned32
7157         UNITS       "microseconds"
7158         MAX-ACCESS  read-create
7159         STATUS      current
7160         DESCRIPTION
7161             "This object is used to set the maximum two-way delay threshold
7162             value that will be used to determine if a threshold notification is
7163             generated."
7164         "
7165         DEFVAL { 4294967295 }
7166         ::= { mefSoamDmThresholdCfgEntry 4 }
7167
7168     mefSoamDmThresholdCfgAvgFrameDelayTwoWayThreshold OBJECT-TYPE
7169         SYNTAX      Unsigned32

```

```

7170     UNITS         "microseconds"
7171     MAX-ACCESS    read-create
7172     STATUS        current
7173     DESCRIPTION
7174         "This object is used to set the average two-way delay threshold
7175         value that will be used to determine if a threshold notification is
7176         generated."
7177     "
7178     DEFVAL { 4294967295 }
7179     ::= { mefSoamDmThresholdCfgEntry 5 }
7180
7181 mefSoamDmThresholdCfgMeasuredIfdvTwoWayThreshold OBJECT-TYPE
7182     SYNTAX        Unsigned32
7183     UNITS         "microseconds"
7184     MAX-ACCESS    read-create
7185     STATUS        current
7186     DESCRIPTION
7187         "This object is used to set the measurement two-way IFDV threshold
7188         value that will be used to determine if a threshold notification is
7189         generated."
7190     "
7191     DEFVAL { 4294967295 }
7192     ::= { mefSoamDmThresholdCfgEntry 6 }
7193
7194 mefSoamDmThresholdCfgMaxIfdvTwoWayThreshold OBJECT-TYPE
7195     SYNTAX        Unsigned32
7196     UNITS         "microseconds"
7197     MAX-ACCESS    read-create
7198     STATUS        current
7199     DESCRIPTION
7200         "This object is used to set the maximum two-way IFDV threshold
7201         value that will be used to determine if a threshold notification is
7202         generated."
7203     "
7204     DEFVAL { 4294967295 }
7205     ::= { mefSoamDmThresholdCfgEntry 7 }
7206
7207 mefSoamDmThresholdCfgAvgIfdvTwoWayThreshold OBJECT-TYPE
7208     SYNTAX        Unsigned32
7209     UNITS         "microseconds"
7210     MAX-ACCESS    read-create
7211     STATUS        current
7212     DESCRIPTION
7213         "This object is used to set the average two-way IFDV threshold
7214         value that will be used to determine if a threshold notification is
7215         generated."
7216     "
7217     DEFVAL { 4294967295 }
7218     ::= { mefSoamDmThresholdCfgEntry 8 }
7219
7220 mefSoamDmThresholdCfgMaxFrameDelayRangeTwoWayThreshold OBJECT-TYPE
7221     SYNTAX        Unsigned32
7222     UNITS         "microseconds"
7223     MAX-ACCESS    read-create
7224     STATUS        current
7225     DESCRIPTION
7226         "This object is used to set the maximum two-way Frame Delay Range threshold
7227         value that will be used to determine if a threshold notification is
7228         generated."
7229     "
7230     DEFVAL { 4294967295 }
7231     ::= { mefSoamDmThresholdCfgEntry 9 }
7232
7233 mefSoamDmThresholdCfgAvgFrameDelayRangeTwoWayThreshold OBJECT-TYPE

```



```

7234     SYNTAX      Unsigned32
7235     UNITS       "microseconds"
7236     MAX-ACCESS  read-create
7237     STATUS      current
7238     DESCRIPTION
7239         "This object is used to set the average two-way Frame Delay Range threshold
7240         value that will be used to determine if a threshold notification is
7241         generated.
7242         "
7243     DEFVAL { 4294967295 }
7244     ::= { mefSoamDmThresholdCfgEntry 10 }
7245
7246 mefSoamDmThresholdCfgMeasuredFrameDelayForwardThreshold OBJECT-TYPE
7247     SYNTAX      Unsigned32
7248     UNITS       "microseconds"
7249     MAX-ACCESS  read-create
7250     STATUS      current
7251     DESCRIPTION
7252         "This object is used to set the measurement forward delay threshold
7253         value that will be used to determine if a threshold notification is
7254         generated.
7255         "
7256     DEFVAL { 4294967295 }
7257     ::= { mefSoamDmThresholdCfgEntry 11 }
7258
7259 mefSoamDmThresholdCfgMaxFrameDelayForwardThreshold OBJECT-TYPE
7260     SYNTAX      Unsigned32
7261     UNITS       "microseconds"
7262     MAX-ACCESS  read-create
7263     STATUS      current
7264     DESCRIPTION
7265         "This object is used to set the maximum forward delay threshold
7266         value that will be used to determine if a threshold notification is
7267         generated.
7268         "
7269     DEFVAL { 4294967295 }
7270     ::= { mefSoamDmThresholdCfgEntry 12 }
7271
7272 mefSoamDmThresholdCfgAvgFrameDelayForwardThreshold OBJECT-TYPE
7273     SYNTAX      Unsigned32
7274     UNITS       "microseconds"
7275     MAX-ACCESS  read-create
7276     STATUS      current
7277     DESCRIPTION
7278         "This object is used to set the average forward delay threshold
7279         value that will be used to determine if a threshold notification is
7280         generated.
7281         "
7282     DEFVAL { 4294967295 }
7283     ::= { mefSoamDmThresholdCfgEntry 13 }
7284
7285 mefSoamDmThresholdCfgMeasuredIfdvForwardThreshold OBJECT-TYPE
7286     SYNTAX      Unsigned32
7287     UNITS       "microseconds"
7288     MAX-ACCESS  read-create
7289     STATUS      current
7290     DESCRIPTION
7291         "This object is used to set the measurement IFDV threshold
7292         value that will be used to determine if a threshold notification is
7293         generated.
7294         "
7295     DEFVAL { 4294967295 }
7296     ::= { mefSoamDmThresholdCfgEntry 14 }
7297

```



```

7298 mefSoamDmThresholdCfgMaxIfdvForwardThreshold OBJECT-TYPE
7299     SYNTAX      Unsigned32
7300     UNITS       "microseconds"
7301     MAX-ACCESS  read-create
7302     STATUS      current
7303     DESCRIPTION
7304         "This object is used to set the maximum IFDV threshold
7305         value that will be used to determine if a threshold notification is
7306         generated.
7307         "
7308     DEFVAL { 4294967295 }
7309     ::= { mefSoamDmThresholdCfgEntry 15 }
7310
7311 mefSoamDmThresholdCfgAvgIfdvForwardThreshold OBJECT-TYPE
7312     SYNTAX      Unsigned32
7313     UNITS       "microseconds"
7314     MAX-ACCESS  read-create
7315     STATUS      current
7316     DESCRIPTION
7317         "This object is used to set the average IFDV threshold
7318         value that will be used to determine if a threshold notification is
7319         generated.
7320         "
7321     DEFVAL { 4294967295 }
7322     ::= { mefSoamDmThresholdCfgEntry 16 }
7323
7324 mefSoamDmThresholdCfgMaxFrameDelayRangeForwardThreshold OBJECT-TYPE
7325     SYNTAX      Unsigned32
7326     UNITS       "microseconds"
7327     MAX-ACCESS  read-create
7328     STATUS      current
7329     DESCRIPTION
7330         "This object is used to set the maximum Frame Delay Range threshold
7331         value that will be used to determine if a threshold notification is
7332         generated.
7333         "
7334     DEFVAL { 4294967295 }
7335     ::= { mefSoamDmThresholdCfgEntry 17 }
7336
7337 mefSoamDmThresholdCfgAvgFrameDelayRangeForwardThreshold OBJECT-TYPE
7338     SYNTAX      Unsigned32
7339     UNITS       "microseconds"
7340     MAX-ACCESS  read-create
7341     STATUS      current
7342     DESCRIPTION
7343         "This object is used to set the average Frame Delay Range threshold
7344         value that will be used to determine if a threshold notification is
7345         generated.
7346         "
7347     DEFVAL { 4294967295 }
7348     ::= { mefSoamDmThresholdCfgEntry 18 }
7349
7350 mefSoamDmThresholdCfgMeasuredFrameDelayBackwardThreshold OBJECT-TYPE
7351     SYNTAX      Unsigned32
7352     UNITS       "microseconds"
7353     MAX-ACCESS  read-create
7354     STATUS      current
7355     DESCRIPTION
7356         "This object is used to set the measurement backward delay threshold
7357         value that will be used to determine if a threshold notification is
7358         generated.
7359         "
7360     DEFVAL { 4294967295 }
7361     ::= { mefSoamDmThresholdCfgEntry 19 }

```

```

7362
7363 mefSoamDmThresholdCfgMaxFrameDelayBackwardThreshold OBJECT-TYPE
7364     SYNTAX      Unsigned32
7365     UNITS       "microseconds"
7366     MAX-ACCESS  read-create
7367     STATUS      current
7368     DESCRIPTION
7369         "This object is used to set the maximum backward delay threshold
7370         value that will be used to determine if a threshold notification is
7371         generated.
7372     "
7373     DEFVAL { 4294967295 }
7374     ::= { mefSoamDmThresholdCfgEntry 20 }
7375
7376 mefSoamDmThresholdCfgAvgFrameDelayBackwardThreshold OBJECT-TYPE
7377     SYNTAX      Unsigned32
7378     UNITS       "microseconds"
7379     MAX-ACCESS  read-create
7380     STATUS      current
7381     DESCRIPTION
7382         "This object is used to set the average backward delay threshold
7383         value that will be used to determine if a threshold notification is
7384         generated.
7385     "
7386     DEFVAL { 4294967295 }
7387     ::= { mefSoamDmThresholdCfgEntry 21 }
7388
7389 mefSoamDmThresholdCfgMeasuredIfdvBackwardThreshold OBJECT-TYPE
7390     SYNTAX      Unsigned32
7391     UNITS       "microseconds"
7392     MAX-ACCESS  read-create
7393     STATUS      current
7394     DESCRIPTION
7395         "This object is used to set the measurement backward IFDV threshold
7396         value that will be used to determine if a threshold notification is
7397         generated.
7398     "
7399     DEFVAL { 4294967295 }
7400     ::= { mefSoamDmThresholdCfgEntry 22 }
7401
7402 mefSoamDmThresholdCfgMaxIfdvBackwardThreshold OBJECT-TYPE
7403     SYNTAX      Unsigned32
7404     UNITS       "microseconds"
7405     MAX-ACCESS  read-create
7406     STATUS      current
7407     DESCRIPTION
7408         "This object is used to set the maximum backward IFDV threshold
7409         value that will be used to determine if a threshold notification is
7410         generated.
7411     "
7412     DEFVAL { 4294967295 }
7413     ::= { mefSoamDmThresholdCfgEntry 23 }
7414
7415 mefSoamDmThresholdCfgAvgIfdvBackwardThreshold OBJECT-TYPE
7416     SYNTAX      Unsigned32
7417     UNITS       "microseconds"
7418     MAX-ACCESS  read-create
7419     STATUS      current
7420     DESCRIPTION
7421         "This object is used to set the average backward IFDV threshold
7422         value that will be used to determine if a threshold notification is
7423         generated.
7424     "
7425     DEFVAL { 4294967295 }

```

```

7426 ::= { mefSoamDmThresholdCfgEntry 24 }
7427
7428 mefSoamDmThresholdCfgMaxFrameDelayRangeBackwardThreshold OBJECT-TYPE
7429     SYNTAX      Unsigned32
7430     UNITS       "microseconds"
7431     MAX-ACCESS  read-create
7432     STATUS      current
7433     DESCRIPTION
7434         "This object is used to set the maximum backward Frame Delay Range threshold
7435         value that will be used to determine if a threshold notification is
7436         generated."
7437     "
7438     DEFVAL { 4294967295 }
7439 ::= { mefSoamDmThresholdCfgEntry 25 }
7440
7441 mefSoamDmThresholdCfgAvgFrameDelayRangeBackwardThreshold OBJECT-TYPE
7442     SYNTAX      Unsigned32
7443     UNITS       "microseconds"
7444     MAX-ACCESS  read-create
7445     STATUS      current
7446     DESCRIPTION
7447         "This object is used to set the average backward Frame Delay Range threshold
7448         value that will be used to determine if a threshold notification is
7449         generated."
7450     "
7451     DEFVAL { 4294967295 }
7452 ::= { mefSoamDmThresholdCfgEntry 26 }
7453
7454 mefSoamDmThresholdCfgRowStatus OBJECT-TYPE
7455     SYNTAX      RowStatus
7456     MAX-ACCESS  read-create
7457     STATUS      current
7458     DESCRIPTION
7459         "The status of the row.
7460
7461         The writable columns in a row cannot be changed if the row
7462         is active. All columns are to have a valid value before a row
7463         can be activated."
7464     "
7465 ::= { mefSoamDmThresholdCfgEntry 27 }
7466
7467 -- *****
7468 -- Notification Configuration Objects
7469 -- *****
7470
7471 mefSoamPmNotificationCfgAlarmInterval OBJECT-TYPE
7472     SYNTAX      Unsigned32 (0..60)
7473     UNITS       "Seconds"
7474     MAX-ACCESS  read-write
7475     STATUS      current
7476     DESCRIPTION
7477         "A value indicating the shortest time interval in seconds between the
7478         generation of the same notification type per PM session to the list of
7479         notification destinations. An agent generates the first notification
7480         of given type for a given PM session immediately. An agent is not to
7481         generate a second specific notification of the same type for the same
7482         MEP for the same session until the time interval has expired. A value of zero
7483         indicates that all notifications are sent immediately upon detection
7484         of the condition."
7485     "
7486     DEFVAL {5}
7487 ::= { mefSoamPmNotificationCfg 1 }
7488
7489 mefSoamPmNotificationCfgAlarmEnable OBJECT-TYPE

```

```

7490     SYNTAX      BITS {
7491             bAvailabilityChangeAlarm(0),
7492             bLmSessionStartStopAlarm(1),
7493             bDmSessionStartStopAlarm(2),
7494             bPmThresholdAboveAlarm(3),
7495             bPmThresholdSetClearAlarm(4)
7496     }
7497     MAX-ACCESS  read-write
7498     STATUS      current
7499     DESCRIPTION
7500         "A vector of bits that indicates whether a specific notification is
7501         enabled.
7502
7503         A bit set to '1' enables the specific notification generation.
7504
7505         A bit set to '0' disables the specific notification.
7506
7507         If a particular alarm is not supported the BIT value of the enable/disable
7508         is set to '0'.
7509
7510         bAvailabilityChangeAlarm(0) enables/disables mefSoamAvailabilityChangeAlarm
7511         bLmSessionStartStopAlarm(1) enables/disables mefSoamLmSessionStartStopAlarm
7512         bDmSessionStartStopAlarm(2) enables/disables mefSoamDmSessionStartStopAlarm
7513         bPmThresholdAboveAlarm(3) enables/disables mefSoamPmThresholdAboveAlarm
7514         bPmThresholdSetClearAlarm(4) enables/disables mefSoamPmThresholdSetClearAlarm
7515     "
7516     DEFVAL { { } }
7517     ::= { mefSoamPmNotificationCfg 2 }
7518
7519 -- *****
7520 -- Notification Data Objects
7521 -- *****
7522
7523 mefSoamPmNotificationObjDateAndTime OBJECT-TYPE
7524     SYNTAX      DateAndTime
7525     MAX-ACCESS  accessible-for-notify
7526     STATUS      current
7527     DESCRIPTION
7528         "This object contains the time and date at the time that
7529         the notification event is detected, not the time of the notification
7530         generation.
7531
7532         This object is used only for notifications. The mechanism to set and keep
7533         current the date and time is not specified.
7534     "
7535     ::= { mefSoamPmNotificationObj 1 }
7536
7537 mefSoamPmNotificationObjThresholdId OBJECT-TYPE
7538     SYNTAX      OBJECT IDENTIFIER
7539     MAX-ACCESS  accessible-for-notify
7540     STATUS      current
7541     DESCRIPTION
7542         "The Object Identifier of the object that caused the generation of the
7543         notification from the mefSoamLmThresholdEntry or mefSoamDmThresholdEntry.
7544
7545         This object is only used for the notification.
7546     "
7547     ::= { mefSoamPmNotificationObj 2 }
7548
7549 mefSoamPmNotificationObjThresholdConfig OBJECT-TYPE
7550     SYNTAX      Unsigned32
7551     MAX-ACCESS  accessible-for-notify
7552     STATUS      current
7553     DESCRIPTION

```

```

7554         "The configured threshold value of the object that caused the generation
7555         of the notification.
7556
7557         This object is only used for the notification.
7558     "
7559     ::= { mefSoamPmNotificationObj 3 }
7560
7561 mefSoamPmNotificationObjThresholdValue OBJECT-TYPE
7562     SYNTAX      Unsigned32
7563     MAX-ACCESS  accessible-for-notify
7564     STATUS      current
7565     DESCRIPTION
7566         "The measured value of the object at the time of the generation of the
7567         Notification, from the mefSoamLmMeasuredStatsTable,
7568         mefSoamLmCurrentStatsTable, mefSoamLmCurrentAvailStatsTable,
7569         mefSoamDmMeasuredStatsTable or mefSoamDmCurrentStatsTable.
7570
7571         This object is only used for the notification.
7572     "
7573     ::= { mefSoamPmNotificationObj 4 }
7574
7575 mefSoamPmNotificationObjSuspect OBJECT-TYPE
7576     SYNTAX      TruthValue
7577     MAX-ACCESS  accessible-for-notify
7578     STATUS      current
7579     DESCRIPTION
7580         "The suspect flag for the current Measurement Interval in which the
7581         notification was generated from the mefSoamLmCurrentStatsTable,
7582         mefSoamLmCurrentAvailStatsTable, or mefSoamDmCurrentStatsTable.
7583
7584         This object is only used for the notification.
7585     "
7586     ::= { mefSoamPmNotificationObj 5 }
7587
7588 mefSoamPmNotificationObjCrossingType OBJECT-TYPE
7589     SYNTAX      INTEGER {
7590                 aboveAlarm      (1),
7591                 setAlarm        (2),
7592                 clearAlarm      (3)
7593             }
7594     MAX-ACCESS  accessible-for-notify
7595     STATUS      current
7596     DESCRIPTION
7597         "The Notification Crossing Type of the object that caused the generation
7598         of the notification from the mefSoamLmThresholdEntry or
7599         mefSoamDmThresholdEntry.
7600
7601         aboveAlarm(1)   indicates that the crossing type alarm was an above
7602                         threshold
7603
7604         setAlarm(2)     indicates that the crossing type alarm was a set
7605                         threshold
7606
7607         clearAlarm(3)  indicates that the crossing type alarm was a clear
7608                         threshold
7609
7610         This object is only used for the notification.
7611     "
7612     ::= { mefSoamPmNotificationObj 6 }
7613
7614 mefSoamPmNotificationObjDestinationMep OBJECT-TYPE
7615     SYNTAX      MacAddress
7616     MAX-ACCESS  accessible-for-notify
7617     STATUS      current

```

```

7618     DESCRIPTION
7619         "The MAC address of the Destination MEP associated the notification found
7620         in either the mefSoamDmCfgTable or mefSoamLmCfgTable.
7621
7622         This object is only used for the notification.
7623         "
7624     ::= { mefSoamPmNotificationObj 7 }
7625
7626 mefSoamPmNotificationObjPriority OBJECT-TYPE
7627     SYNTAX MacAddress
7628     MAX-ACCESS accessible-for-notify
7629     STATUS current
7630     DESCRIPTION
7631         "The CoS priority of the associated notification found
7632         in either the mefSoamDmCfgTable or mefSoamLmCfgTable.
7633
7634         This object is only used for the notification.
7635         "
7636     ::= { mefSoamPmNotificationObj 8 }
7637
7638
7639 -- *****
7640 -- NOTIFICATIONS (TRAPS)
7641 -- *****
7642
7643 mefSoamAvailabilityChangeAlarm NOTIFICATION-TYPE
7644     OBJECTS {
7645         mefSoamPmNotificationObjDateAndTime,
7646         mefSoamLmMeasuredStatsAvailForwardStatus,
7647         mefSoamLmMeasuredStatsAvailBackwardStatus,
7648         mefSoamLmMeasuredStatsAvailForwardLastTransitionTime,
7649         mefSoamLmMeasuredStatsAvailBackwardLastTransitionTime,
7650         mefSoamLmCurrentAvailStatsForwardAvailable,
7651         mefSoamLmCurrentAvailStatsForwardUnavailable,
7652         mefSoamLmCurrentAvailStatsBackwardAvailable,
7653         mefSoamLmCurrentAvailStatsBackwardUnavailable,
7654         mefSoamPmNotificationObjDestinationMep,
7655         mefSoamPmNotificationObjPriority
7656     }
7657     STATUS current
7658     DESCRIPTION
7659         "An mefSoamAvailabilityChangeAlarm notification is sent when the state of
7660         mefSoamLmMeasuredStatsAvailForwardStatus or
7661         mefSoamLmMeasuredStatsAvailBackwardStatus changes.
7662
7663         The management entity that receives the notification can identify
7664         the system from the network source address of the notification,
7665         and can identify the PM session reporting the change
7666         by the indices in the OID
7667         mefSoamLmMeasuredStatsAvailForwardLastTransitionTime, including
7668         dotlagCfmMdIndex, dotlagCfmMaIndex, dotlagCfmMepIdentifier, and
7669         mefSoamLmCfgIndex.
7670
7671         An agent is not to generate more than one mefSoamAvailabilityChangeAlarm
7672         'notification-event' in a given time interval per PM session as
7673         specified by the mefSoamPmNotificationCfgAlarmInterval. A
7674         'notification-event' is the transmission of a single notification to
7675         a list of notification destinations.
7676
7677         If additional availability state changes occur within the
7678         mefSoamPmNotificationCfgAlarmInterval period, then notification
7679         generation for these changes are suppressed by the agent until
7680         the current alarm interval expires. At the end of an alarm interval
7681         period, one notification-event is generated if any availability

```

```

7682         state changes occurred since the start of the alarm interval period.
7683         In such a case, another alarm interval period is started right away.
7684         "
7685     REFERENCE
7686         "[MEF SOAM-PM] R83, R84"
7687     ::= { mefSoamPmNotifications 1 }
7688
7689 mefSoamLmSessionStartStopAlarm NOTIFICATION-TYPE
7690     OBJECTS          {
7691         mefSoamLmCfgSessionStatus,
7692         mefSoamPmNotificationObjDateAndTime,
7693         mefSoamPmNotificationObjDestinationMep
7694     }
7695     STATUS           current
7696     DESCRIPTION
7697         "An mefSoamLmSessionStartStopAlarm notification is sent when the state of
7698         mefSoamLmCfgSessionStatus changes.
7699
7700         The management entity that receives the notification can identify
7701         the system from the network source address of the notification,
7702         and can identify the individual PM session reporting the start/stop
7703         by the indices in the OID mefSoamLmCfgSessionStatus, including
7704         dotlagCfmMdIndex, dotlagCfmMaIndex, dotlagCfmMepIdentifier, and
7705         mefSoamLmCfgIndex.
7706
7707         An agent is not to generate more than one mefSoamLmSessionStartStopAlarm
7708         'notification-event' in a given time interval per LM session as specified
7709         by the mefSoamPmNotificationCfgAlarmInterval. A 'notification-event' is
7710         the transmission of a single notification to a list of notification
7711         destinations.
7712
7713         If additional operational state changes occur within the
7714         mefSoamPmNotificationCfgAlarmInterval period, then notification
7715         generation for these changes are be suppressed by the agent until
7716         the current alarm interval expires. At the end of an alarm interval
7717         period, one notification-event is generated if any operational
7718         state changes occurred since the start of the alarm interval period. In
7719         such a case, another alarm interval period is started right away.
7720         "
7721     ::= { mefSoamPmNotifications 2 }
7722
7723 mefSoamDmSessionStartStopAlarm NOTIFICATION-TYPE
7724     OBJECTS          {
7725         mefSoamDmCfgSessionStatus,
7726         mefSoamPmNotificationObjDateAndTime,
7727         mefSoamPmNotificationObjDestinationMep
7728     }
7729     STATUS           current
7730     DESCRIPTION
7731         "An mefSoamDmSessionStartStopAlarm notification is sent when the state of
7732         mefSoamDmCfgSessionStatus changes.
7733
7734         The management entity that receives the notification can identify
7735         the system from the network source address of the notification,
7736         and can identify the individual PM session reporting the start/stop
7737         by the indices in the OID mefSoamDmCfgSessionStatus, including
7738         dotlagCfmMdIndex, dotlagCfmMaIndex, dotlagCfmMepIdentifier, and
7739         mefSoamDmCfgIndex.
7740
7741         An agent is not to generate more than one mefSoamDmSessionStartStopAlarm
7742         'notification-event' in a given time interval per DM session as specified
7743         by mefSoamPmNotificationCfgAlarmInterval. A 'notification-event' is the
7744         transmission of a single notification to a list of notification
7745         destinations.

```



```

7746
7747     If additional operational state changes occur within the
7748     mefSoamPmNotificationCfgAlarmInterval period, then notification generation
7749     for these changes are suppressed by the agent until the current alarm
7750     interval expires. At the end of an alarm interval period, one
7751     notification-event is generated if any operational state changes
7752     occurred since the start of the alarm interval period. In such a case,
7753     another alarm interval period is started right away.
7754     "
7755     ::= { mefSoamPmNotifications 3 }
7756
7757 mefSoamPmThresholdCrossingAlarm NOTIFICATION-TYPE
7758     OBJECTS      {
7759         mefSoamPmNotificationObjCrossingType,
7760         mefSoamPmNotificationObjThresholdId,
7761         mefSoamPmNotificationObjThresholdConfig,
7762         mefSoamPmNotificationObjThresholdValue,
7763         mefSoamPmNotificationObjSuspect,
7764         mefSoamPmNotificationObjDateAndTime,
7765         mefSoamPmNotificationObjDestinationMep
7766     }
7767     STATUS      current
7768     DESCRIPTION
7769     "An mefSoamPmThresholdCrossingAlarm notification is sent if the
7770     following conditions are met for a particular type.
7771
7772     For an aboveAlarm five conditions need to be met:
7773
7774     a) measurement of the parameter is enabled via mefSoamLmCfgMeasurementEnable
7775     for a LM crossing or mefSoamDmCfgMeasurementEnable for a DM crossing;
7776     and
7777
7778     b) the parameter threshold is configured in the mefSoamLmThresholdCfgTable
7779     or mefSoamDmThresholdCfgTable; and
7780
7781     c) the threshold crossing type of bPmThresholdAboveAlarm is enabled;
7782     and
7783
7784     d) the measured value of the parameter exceeds the value configured in
7785     the mefSoamLmThresholdCfgTable for a LM crossing entry or
7786     mefSoamDmThresholdCfgTable for a DM crossing entry for a type of
7787     bPmThresholdAboveAlarm; and
7788
7789     e) no previous mefSoamPmThresholdCrossingAlarm notifications with type
7790     aboveAlarm have been sent relating to the same threshold in the
7791     mefSoamLmThresholdCfgTable or mefSoamDmThresholdCfgTable and the
7792     same parameter, during this Measurement Interval.
7793
7794     For a setAlarm five conditions need to be met:
7795
7796     a) measurement of the parameter is enabled via mefSoamLmCfgMeasurementEnable
7797     for a LM crossing or mefSoamDmCfgMeasurementEnable for a DM crossing;
7798     and
7799
7800     b) the parameter threshold is configured in the mefSoamLmThresholdCfgTable
7801     or mefSoamDmThresholdCfgTable; and
7802
7803     c) the threshold crossing type of bPmThresholdSetClearAlarm is enabled;
7804     and
7805
7806     d) the measured value of the parameter exceeds the value configured in
7807     the mefSoamLmThresholdCfgTable for a LM crossing entry or
7808     mefSoamDmThresholdCfgTable for a DM crossing entry for a type of
7809     bPmThresholdSetClearAlarm for the Measurement Interval; and

```

```

7810
7811     e) the previous measured value did not
7812         exceed the value configured in the mefSoamLmThresholdCfgTable for
7813         a LM crossing entry or mefSoamDmThresholdCfgTable for a DM crossing
7814         entry for a type of bPmThresholdSetClearAlarm.
7815
7816     For a clearAlarm five conditions need to be met:
7817
7818     a) measurement of the parameter is enabled via mefSoamLmCfgMeasurementEnable
7819         for a LM crossing or mefSoamDmCfgMeasurementEnable for a DM crossing;
7820         and
7821
7822     b) the parameter threshold is configured in the mefSoamLmThresholdCfgTable
7823         or mefSoamDmThresholdCfgTable; and
7824
7825     c) the threshold crossing type of bPmThresholdSetClearAlarm is enabled;
7826         and
7827
7828     d) the measured value of the parameter did not exceed the value configured
7829         in the mefSoamLmThresholdCfgTable for a LM crossing entry or
7830         mefSoamDmThresholdCfgTable for a DM crossing entry for a type of
7831         bPmThresholdSetClearAlarm for the Measurement Interval; and
7832
7833     e) the previous measured value did
7834         exceed the value configured in the mefSoamLmThresholdCfgTable for
7835         a LM crossing entry or mefSoamDmThresholdCfgTable for a DM crossing
7836         entry for a type of bPmThresholdSetClearAlarm.
7837
7838     In the case of thresholds applied to a maximum or average measurement
7839     counter, the previous measured value is the value of the counter at the
7840     end of the preceding Measurement Interval. In the case of thresholds
7841     applied to the last measured value, it is the previous measured value.
7842
7843     The management entity that receives the notification can identify
7844     the system from the network source address of the notification,
7845     and can identify the LM or DM session reporting the threshold
7846     crossing by the indices in the mefSoamPmNotificationCfgThresholdId object,
7847     including dotlagCfmMdIndex, dotlagCfmMaIndex, dotlagCfmMepIdentifier,
7848     and the mefSoamLmCfgIndex or mefSoamDmCfgIndex.
7849
7850     An agent is not to generate more than one mefSoamLmThresholdCrossingAlarm
7851     'notification-event' of a given type per LM or DM session as specified
7852     by mefSoamPmNotificationCfgAlarmInterval. A 'notification-event' is the
7853     transmission of a single notification to a list of notification
7854     destinations.
7855
7856     If additional threshold crossing events occur within the
7857     mefSoamPmNotificationCfgAlarmInterval period, then notification
7858     generation for these changes are suppressed by the agent until
7859     the current alarm interval expires. At the end of an alarm interval
7860     period, one notification-event is generated if any threshold
7861     crossing events occurred since the start of the alarm interval period.
7862     In such a case, another alarm interval period is started right away.
7863     "
7864     ::= { mefSoamPmNotifications 4 }
7865
7866
7867     -- *****
7868     -- SOAM-PM MIB Module - Conformance Information
7869     -- *****
7870
7871     mefSoamPmMibCompliances OBJECT IDENTIFIER ::= { mefSoamPmMibConformance 1 }
7872     mefSoamPmMibGroups      OBJECT IDENTIFIER ::= { mefSoamPmMibConformance 2 }
7873

```

```

7874 -- *****
7875 -- SOAM-PM MIB Units of conformance
7876 -- *****
7877
7878 mefSoamPmMepMandatoryGroup OBJECT-GROUP
7879     OBJECTS {
7880         mefSoamPmMepOperNextIndex,
7881         mefSoamPmMepSlmSingleEndedResponder,
7882         mefSoamPmMepDmSingleEndedResponder
7883     }
7884     STATUS          current
7885     DESCRIPTION
7886         "Mandatory objects for the Service OAM PM MEP group."
7887     ::= { mefSoamPmMibGroups 1 }
7888
7889 mefSoamPmMepOptionalGroup OBJECT-GROUP
7890     OBJECTS {
7891         mefSoamPmMepLmSingleEndedResponder
7892     }
7893     STATUS          current
7894     DESCRIPTION
7895         "Optional objects for the Service OAM PM MEP group."
7896     ::= { mefSoamPmMibGroups 2 }
7897
7898 mefSoamLmCfgMandatoryGroup OBJECT-GROUP
7899     OBJECTS {
7900         mefSoamLmCfgType,
7901         mefSoamLmCfgEnabled,
7902         mefSoamLmCfgMeasurementEnable,
7903         mefSoamLmCfgMessagePeriod,
7904         mefSoamLmCfgPriority,
7905         mefSoamLmCfgFrameSize,
7906         mefSoamLmCfgDataPattern,
7907         mefSoamLmCfgMeasurementInterval,
7908         mefSoamLmCfgNumIntervalsStored,
7909
7910         mefSoamLmCfgDestMacAddress,
7911         mefSoamLmCfgDestMepId,
7912         mefSoamLmCfgDestIsMepId,
7913
7914         mefSoamLmCfgStartTimeType,
7915         mefSoamLmCfgFixedStartDateAndTime,
7916         mefSoamLmCfgRelativeStartTime,
7917         mefSoamLmCfgStopTimeType,
7918         mefSoamLmCfgFixedStopDateAndTime,
7919         mefSoamLmCfgRelativeStopTime,
7920         mefSoamLmCfgRepetitionTime,
7921
7922         mefSoamLmCfgAvailabilityMeasurementInterval,
7923         mefSoamLmCfgAvailabilityNumConsecutiveMeasPdus,
7924         mefSoamLmCfgAvailabilityFlrThreshold,
7925         mefSoamLmCfgAvailabilityNumConsecutiveIntervals,
7926         mefSoamLmCfgSessionType,
7927         mefSoamLmCfgSessionStatus,
7928         mefSoamLmCfgHistoryClear,
7929         mefSoamLmCfgRowStatus
7930     }
7931     STATUS          current
7932     DESCRIPTION
7933         "Mandatory objects for the Service OAM LM Configuration group."
7934     ::= { mefSoamPmMibGroups 3 }
7935
7936 mefSoamLmCfgOptionalGroup OBJECT-GROUP
7937     OBJECTS {

```

```

7938     mefSoamLmCfgVersion,
7939     mefSoamLmCfgTestTlvIncluded,
7940     mefSoamLmCfgTestTlvPattern,
7941     mefSoamLmCfgAlignMeasurementIntervals,
7942     mefSoamLmCfgAvailabilityNumConsecutiveHighFlr,
7943     mefSoamLmCfgAlignMeasurementOffset
7944 }
7945 STATUS          current
7946 DESCRIPTION
7947     "Optional objects for the Service OAM LM Configuration group."
7948 ::= { mefSoamPmMibGroups 4 }
7949
7950 mefSoamLmMeasuredStatsMandatoryGroup OBJECT-GROUP
7951 OBJECTS {
7952     mefSoamLmMeasuredStatsAvailForwardLastTransitionTime,
7953     mefSoamLmMeasuredStatsAvailBackwardLastTransitionTime
7954 }
7955 STATUS          current
7956 DESCRIPTION
7957     "Mandatory objects for the Service OAM LM Measured Stats group."
7958 ::= { mefSoamPmMibGroups 5 }
7959
7960 mefSoamLmMeasuredStatsOptionalGroup OBJECT-GROUP
7961 OBJECTS {
7962     mefSoamLmMeasuredStatsForwardFlr,
7963     mefSoamLmMeasuredStatsBackwardFlr,
7964     mefSoamLmMeasuredStatsAvailForwardStatus,
7965     mefSoamLmMeasuredStatsAvailBackwardStatus
7966 }
7967 STATUS          current
7968 DESCRIPTION
7969     "Optional objects for the Service OAM LM Measured Stats group."
7970 ::= { mefSoamPmMibGroups 6 }
7971
7972 mefSoamLmCurrentAvailStatsMandatoryGroup OBJECT-GROUP
7973 OBJECTS {
7974     mefSoamLmCurrentAvailStatsIndex,
7975     mefSoamLmCurrentAvailStatsStartTime,
7976     mefSoamLmCurrentAvailStatsElapsedTime,
7977     mefSoamLmCurrentAvailStatsSuspect,
7978     mefSoamLmCurrentAvailStatsForwardAvailable,
7979     mefSoamLmCurrentAvailStatsBackwardAvailable,
7980     mefSoamLmCurrentAvailStatsForwardUnavailable,
7981     mefSoamLmCurrentAvailStatsBackwardUnavailable
7982 }
7983 STATUS          current
7984 DESCRIPTION
7985     "Mandatory objects for the Service OAM LM Current Availability group."
7986 ::= { mefSoamPmMibGroups 7 }
7987
7988 mefSoamLmCurrentAvailStatsOptionalGroup OBJECT-GROUP
7989 OBJECTS {
7990     mefSoamLmCurrentAvailStatsForwardHighLoss,
7991     mefSoamLmCurrentAvailStatsBackwardHighLoss,
7992     mefSoamLmCurrentAvailStatsForwardConsecutiveHighLoss,
7993     mefSoamLmCurrentAvailStatsBackwardConsecutiveHighLoss,
7994     mefSoamLmCurrentAvailStatsForwardMinFlr,
7995     mefSoamLmCurrentAvailStatsForwardMaxFlr,
7996     mefSoamLmCurrentAvailStatsForwardAvgFlr,
7997     mefSoamLmCurrentAvailStatsBackwardMinFlr,
7998     mefSoamLmCurrentAvailStatsBackwardMaxFlr,
7999     mefSoamLmCurrentAvailStatsBackwardAvgFlr
8000 }
8001 STATUS          current

```

```

8002     DESCRIPTION
8003         "Optional objects for the Service OAM LM Current Availability Stats group."
8004     ::= { mefSoamPmMibGroups 8 }
8005
8006 mefSoamLmCurrentStatsMandatoryGroup OBJECT-GROUP
8007     OBJECTS {
8008         mefSoamLmCurrentStatsIndex,
8009         mefSoamLmCurrentStatsStartTime,
8010         mefSoamLmCurrentStatsElapsedTime,
8011         mefSoamLmCurrentStatsSuspect,
8012         mefSoamLmCurrentStatsSoamPdusSent,
8013         mefSoamLmCurrentStatsSoamPdusReceived
8014     }
8015     STATUS      current
8016     DESCRIPTION
8017         "Mandatory objects for the Service OAM LM current statistics group."
8018     ::= { mefSoamPmMibGroups 9 }
8019
8020 mefSoamLmCurrentStatsOptionalGroup OBJECT-GROUP
8021     OBJECTS {
8022         mefSoamLmCurrentStatsForwardTransmittedFrames,
8023         mefSoamLmCurrentStatsForwardReceivedFrames,
8024         mefSoamLmCurrentStatsBackwardTransmittedFrames,
8025         mefSoamLmCurrentStatsBackwardReceivedFrames,
8026         mefSoamLmCurrentStatsForwardMinFlr,
8027         mefSoamLmCurrentStatsForwardMaxFlr,
8028         mefSoamLmCurrentStatsForwardAvgFlr,
8029         mefSoamLmCurrentStatsBackwardMinFlr,
8030         mefSoamLmCurrentStatsBackwardMaxFlr,
8031         mefSoamLmCurrentStatsBackwardAvgFlr
8032     }
8033     STATUS      current
8034     DESCRIPTION
8035         "Optional objects for the Service OAM LM Current Stats group."
8036     ::= { mefSoamPmMibGroups 10 }
8037
8038 mefSoamLmHistoryAvailStatsMandatoryGroup OBJECT-GROUP
8039     OBJECTS {
8040         mefSoamLmHistoryAvailStatsEndTime,
8041         mefSoamLmHistoryAvailStatsElapsedTime,
8042         mefSoamLmHistoryAvailStatsSuspect,
8043         mefSoamLmHistoryAvailStatsForwardAvailable,
8044         mefSoamLmHistoryAvailStatsBackwardAvailable,
8045         mefSoamLmHistoryAvailStatsForwardUnavailable,
8046         mefSoamLmHistoryAvailStatsBackwardUnavailable
8047     }
8048     STATUS      current
8049     DESCRIPTION
8050         "Mandatory objects for the Service OAM Availability LM history
8051         statistics group."
8052     ::= { mefSoamPmMibGroups 11 }
8053
8054 mefSoamLmHistoryAvailStatsOptionalGroup OBJECT-GROUP
8055     OBJECTS {
8056         mefSoamLmHistoryAvailStatsForwardHighLoss,
8057         mefSoamLmHistoryAvailStatsBackwardHighLoss,
8058         mefSoamLmHistoryAvailStatsForwardConsecutiveHighLoss,
8059         mefSoamLmHistoryAvailStatsBackwardConsecutiveHighLoss,
8060         mefSoamLmHistoryAvailStatsForwardMinFlr,
8061         mefSoamLmHistoryAvailStatsForwardMaxFlr,
8062         mefSoamLmHistoryAvailStatsForwardAvgFlr,
8063         mefSoamLmHistoryAvailStatsBackwardMinFlr,
8064         mefSoamLmHistoryAvailStatsBackwardMaxFlr,
8065

```

```

8066     mefSoamLmHistoryAvailStatsBackwardAvgFlr
8067     }
8068     STATUS          current
8069     DESCRIPTION
8070         "Optional objects for the Service OAM Availability LM history
8071         statistics group."
8072     "
8073     ::= { mefSoamPmMibGroups 12 }
8074
8075 mefSoamLmHistoryStatsMandatoryGroup OBJECT-GROUP
8076     OBJECTS {
8077         mefSoamLmHistoryStatsEndTime,
8078         mefSoamLmHistoryStatsElapsedTime,
8079         mefSoamLmHistoryStatsSuspect,
8080         mefSoamLmHistoryStatsSoamPdusSent,
8081         mefSoamLmHistoryStatsSoamPdusReceived
8082     }
8083     STATUS          current
8084     DESCRIPTION
8085         "Mandatory objects for the Service OAM LM history statistics group."
8086     ::= { mefSoamPmMibGroups 13 }
8087
8088 mefSoamLmHistoryStatsOptionalGroup OBJECT-GROUP
8089     OBJECTS {
8090         mefSoamLmHistoryStatsForwardTransmittedFrames,
8091         mefSoamLmHistoryStatsForwardReceivedFrames,
8092         mefSoamLmHistoryStatsBackwardTransmittedFrames,
8093         mefSoamLmHistoryStatsBackwardReceivedFrames,
8094         mefSoamLmHistoryStatsForwardMinFlr,
8095         mefSoamLmHistoryStatsForwardMaxFlr,
8096         mefSoamLmHistoryStatsForwardAvgFlr,
8097         mefSoamLmHistoryStatsBackwardMinFlr,
8098         mefSoamLmHistoryStatsBackwardMaxFlr,
8099         mefSoamLmHistoryStatsBackwardAvgFlr
8100     }
8101     STATUS          current
8102     DESCRIPTION
8103         "Optional objects for the Service OAM LM History Stats group."
8104     ::= { mefSoamPmMibGroups 14 }
8105
8106 mefSoamDmCfgMandatoryGroup OBJECT-GROUP
8107     OBJECTS {
8108         mefSoamDmCfgType,
8109         mefSoamDmCfgEnabled,
8110         mefSoamDmCfgMeasurementEnable,
8111         mefSoamDmCfgMessagePeriod,
8112
8113         mefSoamDmCfgPriority,
8114         mefSoamDmCfgFrameSize,
8115         mefSoamDmCfgDataPattern,
8116         mefSoamDmCfgMeasurementInterval,
8117         mefSoamDmCfgNumIntervalsStored,
8118
8119         mefSoamDmCfgDestMacAddress,
8120         mefSoamDmCfgDestMepId,
8121         mefSoamDmCfgDestIsMepId,
8122
8123         mefSoamDmCfgStartTimeType,
8124         mefSoamDmCfgFixedStartDateAndTime,
8125         mefSoamDmCfgRelativeStartTime,
8126         mefSoamDmCfgStopTimeType,
8127         mefSoamDmCfgFixedStopDateAndTime,
8128         mefSoamDmCfgRelativeStopTime,
8129         mefSoamDmCfgRepetitionTime,

```

```

8130
8131     mefSoamDmCfgAlignMeasurementIntervals,
8132     mefSoamDmCfgNumMeasBinsPerFrameDelayInterval,
8133     mefSoamDmCfgNumMeasBinsPerInterFrameDelayVariationInterval,
8134     mefSoamDmCfgNumMeasBinsPerFrameDelayRangeInterval,
8135     mefSoamDmCfgSessionType,
8136     mefSoamDmCfgSessionStatus,
8137     mefSoamDmCfgHistoryClear,
8138     mefSoamDmCfgRowStatus
8139 }
8140 STATUS          current
8141 DESCRIPTION
8142     "Mandatory objects for the Service OAM DM configuration group."
8143 ::= { mefSoamPmMibGroups 15 }
8144
8145 mefSoamDmCfgOptionalGroup OBJECT-GROUP
8146 OBJECTS {
8147     mefSoamDmCfgVersion,
8148     mefSoamDmCfgTestTlvIncluded,
8149     mefSoamDmCfgTestTlvPattern,
8150     mefSoamDmCfgSourceMacAddress,
8151     mefSoamDmCfgAlignMeasurementOffset,
8152     mefSoamDmCfgInterFrameDelayVariationSelectionOffset
8153 }
8154 STATUS          current
8155 DESCRIPTION
8156     "Optional objects for the Service OAM DM Configuration group."
8157 ::= { mefSoamPmMibGroups 16 }
8158
8159 mefSoamDmCfgMeasBinMandatoryGroup OBJECT-GROUP
8160 OBJECTS {
8161     mefSoamDmCfgMeasBinLowerBound
8162 }
8163 STATUS          current
8164 DESCRIPTION
8165     "Mandatory objects for the Service OAM DM measurement bin configuration
8166     group."
8167 ::= { mefSoamPmMibGroups 17 }
8168
8169 mefSoamDmMeasuredStatsOptionalGroup OBJECT-GROUP
8170 OBJECTS {
8171     mefSoamDmMeasuredStatsFrameDelayTwoWay,
8172     mefSoamDmMeasuredStatsFrameDelayForward,
8173     mefSoamDmMeasuredStatsFrameDelayBackward,
8174     mefSoamDmMeasuredStatsIfdvTwoWay,
8175     mefSoamDmMeasuredStatsIfdvForward,
8176     mefSoamDmMeasuredStatsIfdvBackward
8177 }
8178 STATUS          current
8179 DESCRIPTION
8180     "Optional objects for the Service OAM DM Measured Stats group."
8181 ::= { mefSoamPmMibGroups 18 }
8182
8183 mefSoamDmCurrentStatsMandatoryGroup OBJECT-GROUP
8184 OBJECTS {
8185     mefSoamDmCurrentStatsIndex,
8186     mefSoamDmCurrentStatsStartTime,
8187     mefSoamDmCurrentStatsElapsedTime,
8188     mefSoamDmCurrentStatsSuspect,
8189     mefSoamDmCurrentStatsFrameDelayTwoWayMin,
8190     mefSoamDmCurrentStatsFrameDelayTwoWayMax,
8191     mefSoamDmCurrentStatsFrameDelayTwoWayAvg,
8192     mefSoamDmCurrentStatsFrameDelayForwardMin,
8193     mefSoamDmCurrentStatsFrameDelayForwardMax,

```



```

8194     mefSoamDmCurrentStatsFrameDelayForwardAvg,
8195     mefSoamDmCurrentStatsFrameDelayBackwardMin,
8196     mefSoamDmCurrentStatsFrameDelayBackwardMax,
8197     mefSoamDmCurrentStatsFrameDelayBackwardAvg,
8198     mefSoamDmCurrentStatsIfdvForwardMin,
8199     mefSoamDmCurrentStatsIfdvForwardMax,
8200     mefSoamDmCurrentStatsIfdvForwardAvg,
8201     mefSoamDmCurrentStatsIfdvBackwardMin,
8202     mefSoamDmCurrentStatsIfdvBackwardMax,
8203     mefSoamDmCurrentStatsIfdvBackwardAvg,
8204     mefSoamDmCurrentStatsFrameDelayRangeForwardMax,
8205     mefSoamDmCurrentStatsFrameDelayRangeForwardAvg,
8206     mefSoamDmCurrentStatsFrameDelayRangeBackwardMax,
8207     mefSoamDmCurrentStatsFrameDelayRangeBackwardAvg,
8208     mefSoamDmCurrentStatsSoamPdusSent,
8209     mefSoamDmCurrentStatsSoamPdusReceived
8210 }
8211 STATUS          current
8212 DESCRIPTION
8213     "Mandatory objects for the Service OAM DM current statistics group."
8214 ::= { mefSoamPmMibGroups 19 }
8215
8216 mefSoamDmCurrentStatsOptionalGroup OBJECT-GROUP
8217 OBJECTS {
8218     mefSoamDmCurrentStatsIfdvTwoWayMin,
8219     mefSoamDmCurrentStatsIfdvTwoWayMax,
8220     mefSoamDmCurrentStatsIfdvTwoWayAvg,
8221     mefSoamDmCurrentStatsFrameDelayRangeTwoWayMax,
8222     mefSoamDmCurrentStatsFrameDelayRangeTwoWayAvg
8223 }
8224 STATUS          current
8225 DESCRIPTION
8226     "Optional objects for the Service OAM DM current statistics group."
8227 ::= { mefSoamPmMibGroups 20 }
8228
8229 mefSoamDmCurrentStatsBinsMandatoryGroup OBJECT-GROUP
8230 OBJECTS {
8231     mefSoamDmCurrentStatsBinsCounter
8232 }
8233 STATUS          current
8234 DESCRIPTION
8235     "Mandatory objects for the Service OAM DM current statistics bin
8236     group."
8237 ::= { mefSoamPmMibGroups 21 }
8238
8239 mefSoamDmHistoryStatsMandatoryGroup OBJECT-GROUP
8240 OBJECTS {
8241     mefSoamDmHistoryStatsEndTime,
8242     mefSoamDmHistoryStatsElapsedTime,
8243     mefSoamDmHistoryStatsSuspect,
8244     mefSoamDmHistoryStatsFrameDelayTwoWayMin,
8245     mefSoamDmHistoryStatsFrameDelayTwoWayMax,
8246     mefSoamDmHistoryStatsFrameDelayTwoWayAvg,
8247     mefSoamDmHistoryStatsFrameDelayForwardMin,
8248     mefSoamDmHistoryStatsFrameDelayForwardMax,
8249     mefSoamDmHistoryStatsFrameDelayForwardAvg,
8250     mefSoamDmHistoryStatsFrameDelayBackwardMin,
8251     mefSoamDmHistoryStatsFrameDelayBackwardMax,
8252     mefSoamDmHistoryStatsFrameDelayBackwardAvg,
8253     mefSoamDmHistoryStatsIfdvForwardMin,
8254     mefSoamDmHistoryStatsIfdvForwardMax,
8255     mefSoamDmHistoryStatsIfdvForwardAvg,
8256     mefSoamDmHistoryStatsIfdvBackwardMin,
8257     mefSoamDmHistoryStatsIfdvBackwardMax,

```

```

8258     mefSoamDmHistoryStatsIfdvBackwardAvg,
8259     mefSoamDmHistoryStatsFrameDelayRangeForwardMax,
8260     mefSoamDmHistoryStatsFrameDelayRangeForwardAvg,
8261     mefSoamDmHistoryStatsFrameDelayRangeBackwardMax,
8262     mefSoamDmHistoryStatsFrameDelayRangeBackwardAvg,
8263     mefSoamDmHistoryStatsSoamPdusSent,
8264     mefSoamDmHistoryStatsSoamPdusReceived
8265 }
8266 STATUS          current
8267 DESCRIPTION
8268     "Mandatory objects for the Service OAM DM history statistics group."
8269 ::= { mefSoamPmMibGroups 22 }
8270
8271 mefSoamDmHistoryStatsOptionalGroup OBJECT-GROUP
8272 OBJECTS {
8273     mefSoamDmHistoryStatsIfdvTwoWayMin,
8274     mefSoamDmHistoryStatsIfdvTwoWayMax,
8275     mefSoamDmHistoryStatsIfdvTwoWayAvg,
8276     mefSoamDmHistoryStatsFrameDelayRangeTwoWayMax,
8277     mefSoamDmHistoryStatsFrameDelayRangeTwoWayAvg
8278 }
8279 STATUS          current
8280 DESCRIPTION
8281     "Optional objects for the Service OAM DM history statistics group."
8282 ::= { mefSoamPmMibGroups 23 }
8283
8284 mefSoamDmHistoryStatsBinsMandatoryGroup OBJECT-GROUP
8285 OBJECTS {
8286     mefSoamDmHistoryStatsBinsCounter
8287 }
8288 STATUS          current
8289 DESCRIPTION
8290     "Mandatory objects for the Service OAM DM history statistics
8291     bin group."
8292 ::= { mefSoamPmMibGroups 24 }
8293
8294 mefSoamLmThresholdMandatoryGroup OBJECT-GROUP
8295 OBJECTS {
8296     mefSoamLmThresholdCfgEnable,
8297     mefSoamLmThresholdCfgMaxFlrForwardThreshold,
8298     mefSoamLmThresholdCfgAvgFlrForwardThreshold,
8299     mefSoamLmThresholdCfgMaxFlrBackwardThreshold,
8300     mefSoamLmThresholdCfgAvgFlrBackwardThreshold,
8301     mefSoamLmThresholdCfgForwardUnavailCountThreshold,
8302     mefSoamLmThresholdCfgForwardAvailRatioThreshold,
8303     mefSoamLmThresholdCfgBackwardUnavailCountThreshold,
8304     mefSoamLmThresholdCfgBackwardAvailRatioThreshold,
8305     mefSoamLmThresholdCfgRowStatus
8306 }
8307 STATUS          current
8308 DESCRIPTION
8309     "Mandatory objects for the Service OAM LM threshold group."
8310 ::= { mefSoamPmMibGroups 25 }
8311
8312 mefSoamLmThresholdOptionalGroup OBJECT-GROUP
8313 OBJECTS {
8314     mefSoamLmThresholdCfgForwardHighLossThreshold,
8315     mefSoamLmThresholdCfgForwardConsecutiveHighLossThreshold,
8316     mefSoamLmThresholdCfgBackwardHighLossThreshold,
8317     mefSoamLmThresholdCfgBackwardConsecutiveHighLossThreshold,
8318     mefSoamLmThresholdCfgMeasuredFlrForwardThreshold,
8319     mefSoamLmThresholdCfgMeasuredFlrBackwardThreshold
8320 }
8321 STATUS          current

```

```

8322     DESCRIPTION
8323         "Optional objects for the Service OAM LM Threshold group."
8324     ::= { mefSoamPmMibGroups 26 }
8325
8326 mefSoamDmThresholdMandatoryGroup OBJECT-GROUP
8327     OBJECTS {
8328         mefSoamDmThresholdCfgEnable,
8329         mefSoamDmThresholdCfgMaxFrameDelayTwoWayThreshold,
8330         mefSoamDmThresholdCfgAvgFrameDelayTwoWayThreshold,
8331         mefSoamDmThresholdCfgMaxFrameDelayForwardThreshold,
8332         mefSoamDmThresholdCfgAvgFrameDelayForwardThreshold,
8333         mefSoamDmThresholdCfgMaxIfdvForwardThreshold,
8334         mefSoamDmThresholdCfgAvgIfdvForwardThreshold,
8335         mefSoamDmThresholdCfgMaxFrameDelayRangeForwardThreshold,
8336         mefSoamDmThresholdCfgAvgFrameDelayRangeForwardThreshold,
8337         mefSoamDmThresholdCfgMaxFrameDelayBackwardThreshold,
8338         mefSoamDmThresholdCfgAvgFrameDelayBackwardThreshold,
8339         mefSoamDmThresholdCfgMaxIfdvBackwardThreshold,
8340         mefSoamDmThresholdCfgAvgIfdvBackwardThreshold,
8341         mefSoamDmThresholdCfgMaxFrameDelayRangeBackwardThreshold,
8342         mefSoamDmThresholdCfgAvgFrameDelayRangeBackwardThreshold,
8343         mefSoamDmThresholdCfgRowStatus
8344     }
8345     STATUS          current
8346     DESCRIPTION
8347         "Mandatory objects for the Service OAM DM threshold group."
8348     ::= { mefSoamPmMibGroups 27 }
8349
8350 mefSoamDmThresholdOptionalGroup OBJECT-GROUP
8351     OBJECTS {
8352         mefSoamDmThresholdCfgMeasuredIfdvTwoWayThreshold,
8353         mefSoamDmThresholdCfgMeasuredFrameDelayTwoWayThreshold,
8354         mefSoamDmThresholdCfgMeasuredFrameDelayForwardThreshold,
8355         mefSoamDmThresholdCfgMeasuredIfdvForwardThreshold,
8356         mefSoamDmThresholdCfgMeasuredFrameDelayBackwardThreshold,
8357         mefSoamDmThresholdCfgMeasuredIfdvBackwardThreshold,
8358         mefSoamDmThresholdCfgMaxIfdvTwoWayThreshold,
8359         mefSoamDmThresholdCfgAvgIfdvTwoWayThreshold,
8360         mefSoamDmThresholdCfgMaxFrameDelayRangeTwoWayThreshold,
8361         mefSoamDmThresholdCfgAvgFrameDelayRangeTwoWayThreshold
8362     }
8363     STATUS          current
8364     DESCRIPTION
8365         "Optional objects for the Service OAM DM threshold group."
8366     ::= { mefSoamPmMibGroups 28 }
8367
8368
8369 mefSoamPmNotificationsMandatoryGroup NOTIFICATION-GROUP
8370     NOTIFICATIONS {
8371         mefSoamAvailabilityChangeAlarm,
8372         mefSoamLmSessionStartStopAlarm,
8373         mefSoamDmSessionStartStopAlarm
8374     }
8375     STATUS          current
8376     DESCRIPTION
8377         "Mandatory notifications for the SOAM PM Notifications group."
8378     ::= { mefSoamPmMibGroups 29 }
8379
8380 mefSoamPmNotificationsOptionalGroup NOTIFICATION-GROUP
8381     NOTIFICATIONS {
8382         mefSoamPmThresholdCrossingAlarm
8383     }
8384     STATUS          current
8385     DESCRIPTION

```

```

8386     "Optional objects for the Service OAM PM Notifications group."
8387 ::= { mefSoamPmMibGroups 30 }
8388
8389 mefSoamPmNotificationCfgMandatoryGroup OBJECT-GROUP
8390 OBJECTS {
8391     mefSoamPmNotificationCfgAlarmInterval,
8392     mefSoamPmNotificationCfgAlarmEnable
8393 }
8394 STATUS          current
8395 DESCRIPTION
8396     "Mandatory objects for the SOAM PM Notification Configuration group."
8397 ::= { mefSoamPmMibGroups 31 }
8398
8399 mefSoamPmNotificationObjMandatoryGroup OBJECT-GROUP
8400 OBJECTS {
8401     mefSoamPmNotificationObjDateAndTime,
8402     mefSoamPmNotificationObjSuspect,
8403     mefSoamPmNotificationObjDestinationMep,
8404     mefSoamPmNotificationObjPriority
8405 }
8406 STATUS          current
8407 DESCRIPTION
8408     "Mandatory objects for the SOAM PM Notification Object group."
8409 ::= { mefSoamPmMibGroups 32 }
8410
8411 mefSoamPmNotificationObjOptionalGroup OBJECT-GROUP
8412 OBJECTS {
8413     mefSoamPmNotificationObjThresholdConfig,
8414     mefSoamPmNotificationObjThresholdId,
8415     mefSoamPmNotificationObjThresholdValue,
8416     mefSoamPmNotificationObjCrossingType
8417 }
8418 STATUS          current
8419 DESCRIPTION
8420     "Optional objects for the Service OAM PM Notifications group."
8421 ::= { mefSoamPmMibGroups 33 }
8422
8423
8424 -- *****
8425 -- SOAM-PM MIB Module Compliance statements
8426 -- *****
8427
8428 mefSoamPmMibCompliance MODULE-COMPLIANCE
8429 STATUS          current
8430 DESCRIPTION     "The compliance statement for the Ethernet Service OAM PM MIB."
8431 MODULE
8432 MANDATORY-GROUPS {
8433     mefSoamPmMepMandatoryGroup,
8434     mefSoamLmCfgMandatoryGroup,
8435     mefSoamLmMeasuredStatsMandatoryGroup,
8436     mefSoamLmCurrentAvailStatsMandatoryGroup,
8437     mefSoamLmCurrentStatsMandatoryGroup,
8438     mefSoamLmHistoryAvailStatsMandatoryGroup,
8439     mefSoamLmHistoryStatsMandatoryGroup,
8440     mefSoamDmCfgMandatoryGroup,
8441     mefSoamDmCfgMeasBinMandatoryGroup,
8442     mefSoamDmCurrentStatsMandatoryGroup,
8443     mefSoamDmCurrentStatsBinsMandatoryGroup,
8444     mefSoamDmHistoryStatsMandatoryGroup,
8445     mefSoamDmHistoryStatsBinsMandatoryGroup,
8446     mefSoamLmThresholdMandatoryGroup,
8447     mefSoamDmThresholdMandatoryGroup,
8448     mefSoamPmNotificationsMandatoryGroup,
8449

```

```
8450         mefSoamPmNotificationCfgMandatoryGroup,
8451         mefSoamPmNotificationObjMandatoryGroup
8452     }
8453
8454     GROUP mefSoamPmMepOptionalGroup
8455     DESCRIPTION "The mefSoamPmMepOptionalGroup is an optional requirement."
8456
8457     GROUP mefSoamLmCfgOptionalGroup
8458     DESCRIPTION "The mefSoamLmCfgOptionalGroup is an optional requirement."
8459
8460     GROUP mefSoamLmMeasuredStatsOptionalGroup
8461     DESCRIPTION "The mefSoamLmMeasuredStatsOptionalGroup is an optional requirement."
8462
8463     GROUP mefSoamLmCurrentAvailStatsOptionalGroup
8464     DESCRIPTION "The mefSoamLmCurrentAvailStatsOptionalGroup is an optional
8465     requirement."
8466
8467     GROUP mefSoamLmCurrentStatsOptionalGroup
8468     DESCRIPTION "The mefSoamLmCurrentStatsOptionalGroup is an optional requirement."
8469
8470     GROUP mefSoamLmHistoryAvailStatsOptionalGroup
8471     DESCRIPTION "The mefSoamLmCurrentStatsOptionalGroup is an optional requirement."
8472
8473     GROUP mefSoamLmHistoryStatsOptionalGroup
8474     DESCRIPTION "The mefSoamLmHistoryStatsOptionalGroup is an optional requirement."
8475
8476     GROUP mefSoamDmCfgOptionalGroup
8477     DESCRIPTION "The mefSoamDmCfgOptionalGroup is an optional requirement."
8478
8479     GROUP mefSoamDmMeasuredStatsOptionalGroup
8480     DESCRIPTION "The mefSoamDmMeasuredStatsOptionalGroup is an optional requirement."
8481
8482     GROUP mefSoamDmCurrentStatsOptionalGroup
8483     DESCRIPTION "The mefSoamDmCurrentStatsOptionalGroup is an optional requirement."
8484
8485     GROUP mefSoamDmHistoryStatsOptionalGroup
8486     DESCRIPTION "The mefSoamDmHistoryStatsOptionalGroup is an optional requirement."
8487
8488     GROUP mefSoamLmThresholdOptionalGroup
8489     DESCRIPTION "The mefSoamLmThresholdOptionalGroup is an optional requirement."
8490
8491     GROUP mefSoamDmThresholdOptionalGroup
8492     DESCRIPTION "The mefSoamDmThresholdOptionalGroup is an optional requirement."
8493
8494     GROUP mefSoamPmNotificationsOptionalGroup
8495     DESCRIPTION "The mefSoamPmNotificationsOptionalGroup is an optional requirement."
8496
8497     GROUP mefSoamPmNotificationObjOptionalGroup
8498     DESCRIPTION "The mefSoamPmNotificationObjOptionalGroup is an optional
8499     requirement."
8500     ::= { mefSoamPmMibCompliances 1 }
8501
8502
8503 END
8504
8505
```

8506

8507 **9. References**

- 8508 [1] Bradner, S., *Key words for use in RFCs to Indicate Requirement Levels*, RFC 2119,
8509 March 1997. (Normative)
- 8510 [2] McCloghrie, K., et al., *Structure of Management Information Version 2 (SMIv2)*,
8511 RFC 2578, April 1999.
- 8512 [3] Harrington, D, et al, *An Architecture for Describing Simple Network Management*
8513 *Protocol (SNMP) Management Frameworks*, RFC 3411, December 2002.
- 8514 [4] Heard, C., *Guidelines for Authors and Reviewers of MIB Documents*, RFC 4181,
8515 September, 2005.
- 8516 [5] Metro Ethernet Forum, MEF 4, *Metro Ethernet Network Architecture Framework -*
8517 *Part 1: Generic Framework*, May 2004.
- 8518 [6] Metro Ethernet Forum, MEF 7.1, *Phase 2 EMS-NMS Information Model*, October
8519 2009.
- 8520 [7] Metro Ethernet Forum, MEF 10.2.1, *Ethernet Services Attributes Phase 2*, January
8521 2011.
- 8522 [8] Metro Ethernet Forum, MEF 10.2, *Ethernet Services Attributes Phase 2*, October
8523 2009.
- 8524 [9] Metro Ethernet Forum, MEF 15, *Requirements for Management of Metro Ethernet*
8525 *Phase 1 Network Elements*, November 2005.
- 8526 [10] Metro Ethernet Forum, MEF 17, *Service OAM Requirements & Framework – Phase*
8527 *1*, April 2007.
- 8528 [11] Metro Ethernet Forum, MEF 26, *External Network Network Interface (ENNI) -*
8529 *Phase 1*, January 2010
- 8530 [12] Metro Ethernet Forum, MEF 30, *Service OAM Fault Management Implementation*
8531 *Agreement*, Janaury 2011
- 8532 [13] Metro Ethernet Forum, MEF 35, *Service OAM Performance Monitoring Implemen-*
8533 *tation Agreement*, January 2012
- 8534 [14] Metro Ethernet Forum, MEF 31, *Service OAM Fault Management Definition of*
8535 *Managed Objects*, Janaury 2011
- 8536 [15] Metro Ethernet Forum, MEF 31.0.1, *Service OAM Fault Management Definition of*
8537 *Managed Objects*, Janaury 2012
- 8538 [16] International Telecommunication Union, Recommendation G.8011/Y.1307, *Ethernet*
8539 *over Transport – Ethernet services framework*, August 2004.
- 8540 [17] International Telecommunication Union, Recommendation G.8021/Y.1341, *Charac-*
8541 *teristics of Ethernet transport network equipment functional blocks*, December 2007.

- 8542 [18] International Telecommunication Union, Recommendation G.8051/Y.1345, *Man-*
8543 *agement aspects of the Ethernet-over-Transport (EoT) capable network element*, Oc-
8544 *tober 2007.*
- 8545 [19] International Telecommunication Union, Recommendation Q.840.1, *Requirements*
8546 *and Analysis for NMS-EMS Management Interface of Ethernet over Transport and*
8547 *Metro Ethernet Network*, March 2007
- 8548 [20] International Telecommunication Union, Recommendation Y.1731, *OAM functions*
8549 *and mechanisms for Ethernet based Networks*, February 2011.
- 8550 [21] IEEE Std 802.1Q-2005, *IEEE Standard for Local and metropolitan area networks*
8551 *Virtual Bridged Local Area Networks*, 19 May 2006
- 8552 [22] IEEE Std 802.1ad-2005, *IEEE Standard for Local and metropolitan area networks –*
8553 *Virtual Bridged Local Area Networks Amendment 4: Provider Bridges*, May 2006.
- 8554 [23] IEEE Std 802.1ag-2007, *IEEE Standard for Local and metropolitan area networks –*
8555 *Virtual Bridged Local Area Networks Amendment 5: Connectivity Fault Manage-*
8556 *ment*, December 2007.
- 8557 [24] IEEE Std 802.3-2008, *IEEE Standard for Information technology – Telecommunica-*
8558 *tions and information exchange between systems – Local and metropolitan area net-*
8559 *works – Specific requirements – Part 3: Carrier sense multiple access with collision*
8560 *detection (CSMA/CD) access method and physical layer specifications*, 26 December
8561 2008.
- 8562 [25] IEEE Std 802.1ap-2008, *IEEE Standard for Local and metropolitan area networks -*
8563 *Virtual Bridged Local Area Networks Amendment 8: Management Information Base*
8564 *(MIB) Definitions for VLAN Bridges*, March 2009
- 8565 [26] International Organization for Standardization, *International Standard 8824 Infor-*
8566 *mation processing systems - Open Systems Interconnection - Specification of Ab-*
8567 *stract Syntax Notation One (ASN.1)*, December, 1987.
- 8568 [27] Lam, K., et al., *Network Management Requirements for MPLS-based Transport*
8569 *Networks*, RFC 5951, September 2010.
8570